Maneuver box

5105206-01

User documentation ver 1.0

QR 6619462

Maneuver box

Views

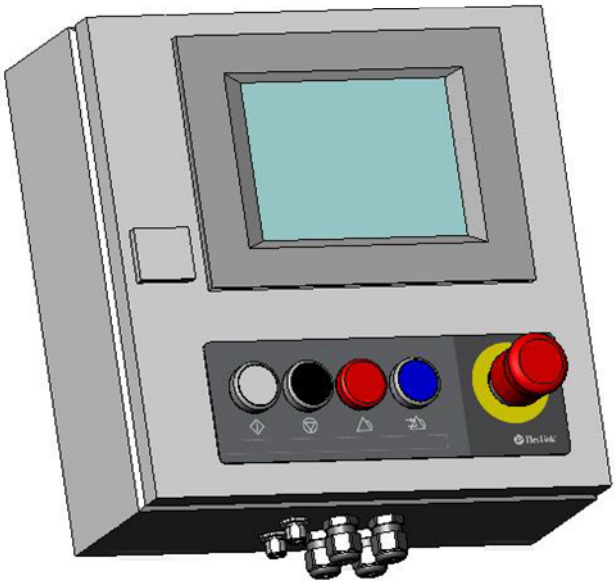

Front view

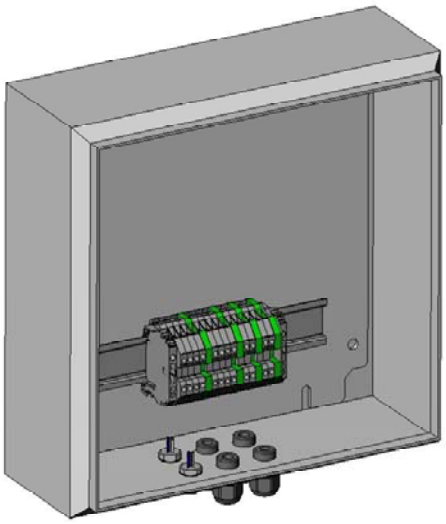

Interior view

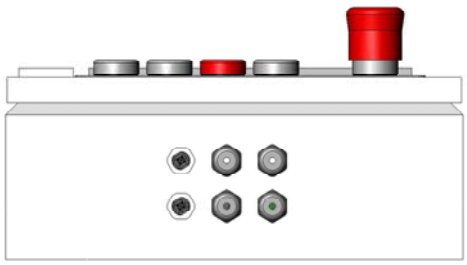

Bottom view

Maneuver box

Electrical supply

Required electrical supply integrated in communication interfaces.

Physical dimension

Height	330 mm
Width	300 mm
Depth	170 mm
Weigth	10 kg

Distance between fixing holes = 250 mm (vertically and horizontally).

Maneuver box

Features

Maneuver unit

- Pushbutton Start, white lamp, NO-contact
- Pushbutton Stop, NC-contact
- Lamp Alarm, red lamp
- Pushbutton Reset, blue lamp, NO-contact
- Emergency switch, 2xNC-contacts

HMI

- Touch display
- 5.7”
- Colour
- Communication
  - MPI
  - Profibus
  - Ethernet

Maneuver box

Connections

Pushbutton communication

Connection method	M12-connector, 5-pole, male, A-code

Lamp communication

Connection method	M12-connector, 5-pole, male, A-code

Safety loop communication

Connection method	Terminal
Enclosure throughput	2x Cable gland, M16

FlexLink®

Spare parts list

Product: 5105206-01

Standard name	Des.	Manufacturer	Type	Order number	FlexLink ID
HMI	A325-1	Siemens	6AV6642-0BA01-1AX0		5110606
Emergency switch	S340-1	Moeller	M22-PV/K01	216515	5110607
Contact element		Moeller	M22-K01	216378	5110632
Pushbutton	S360-1	Moeller	M22-DL-W	216922	5110609
Contact element + fixing		Moeller	M22-AK10	216504	5110613
LED element		Moeller	M22-LED-W	216557	5110629
Pushbutton	S360-2	Moeller	M22-D-S	216590	5110610
Contact element + fixing		Moeller	M22-AK01	216503	5110615
Lamp	H360-1	Moeller	M22-L-R	216772	5110612
Fixing adapter		Moeller	M22-A	216374	5057312
LED element		Moeller	M22-LED-R	216558	5110630
Pushbutton	S360-3	Moeller	M22-DL-B	216931	5110611
Contact element + fixing		Moeller	M22-AK10	216504	5110613
LED element		Moeller	M22-LED-B	218057	5110631

FILENAME	FILEDATE	TIME	SH	DWGDESC
100	2007-12-03	09:09:29	100	List of sheets
101	2007-11-30	11:40:10	101	Exterior
102	2007-12-03	09:08:55	102	Interior
111	2007-11-30	11:26:31	111	Internal, Exterior
113	2007-11-30	11:05:25	113	Internal, Assembly plate
114	2007-11-30	11:04:19	114	Internal, Making of holes
116	2007-12-03	10:18:47	116	Internal, Earthing
117	2007-11-30	11:25:08	117	Internal, Making of holes
118	2007-11-30	11:04:33	118	Internal, Making of holes
120	2007-12-03	09:27:31	120	Internal, Terminal groups
326	2007-12-03	10:16:56	326	HMI
340	2007-12-03	10:16:15	340	Safety loop
360	2007-12-03	10:15:56	360	Maneuver unit

Denna ritning är FlexLink egendom. Skyddad enligt gällande lag.
This drawing is the property of FlexLink. Protected in accordance with prevailing law.

Rev.	Date	Change	By

FlexLink

Document type			Drawing number
Project number 7220367			5105206-01
	By	Date	Maneuver box
Drawn			List of sheets
Check			Function / Location / Sheets 010 / Sheet 100

00. X340−1
01. S340−1
02. X360−1
03. X360−2
04. S360−1
05. S360−2
06. H360−1
07. S360−3

10. A326−1

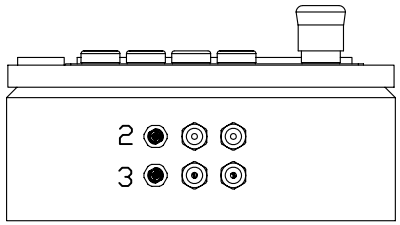

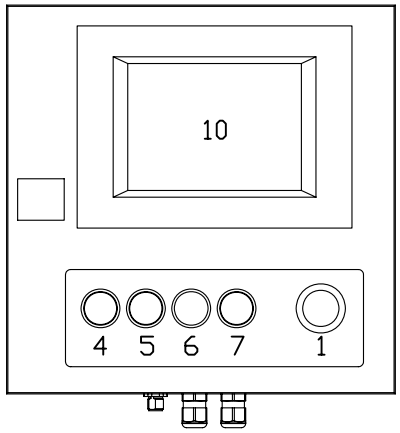

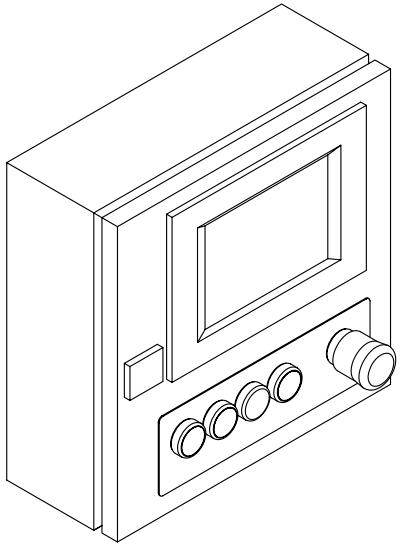

Denna ritning är FlexLink egendom. Skyddad enligt gällande lag.
This drawing is the property of FlexLink. Protected in accordance with prevailing law.

Rev.	Date	Change	By

FlexLink

Document type				Drawing number
Project number 7220367				5105206−01
	By	Date	Maneuver box	
Drawn			Exterior	
Check			Function	Location
			Sheets 010	Sheet 101

00. X340−1
01. S340−1
02. X360−1
03. X360−2
04. S360−1
05. S360−2
06. H360−1
07. S360−3

10. A326−1

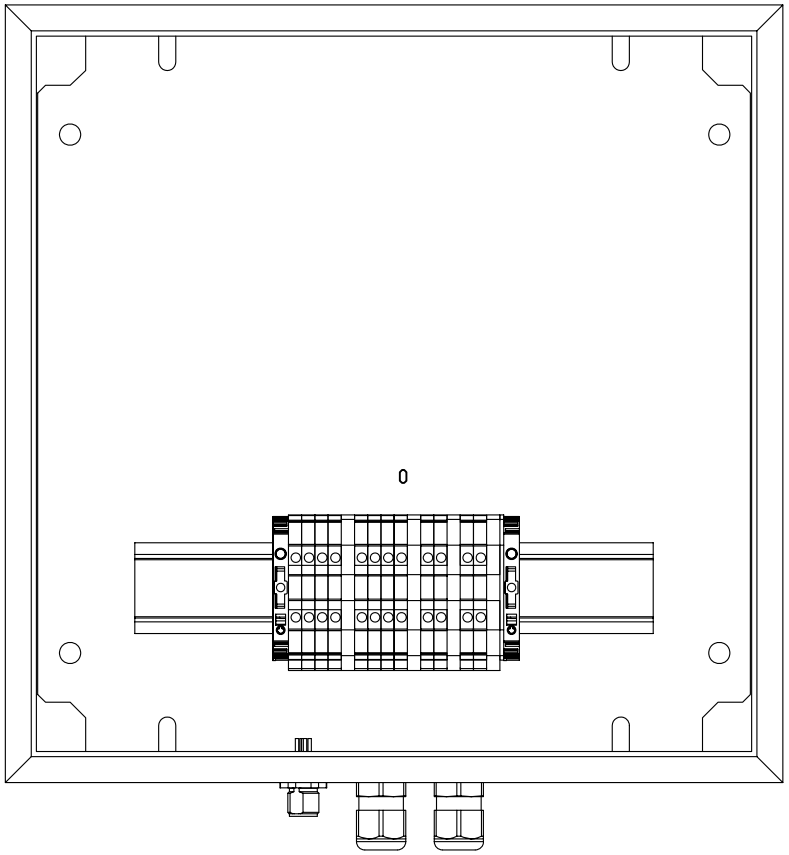

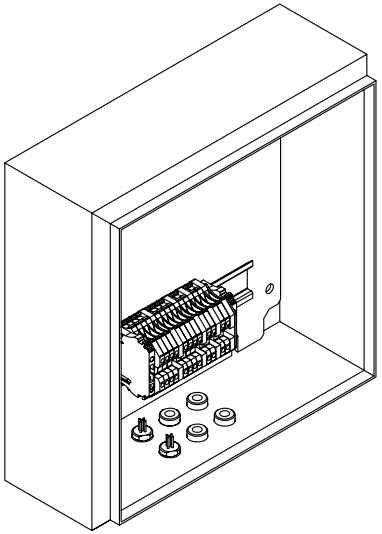

Denna ritning är FlexLink egendom. Skyddad enligt gällande lag.
This drawing is the property of FlexLink. Protected in accordance with prevailing law.

Rev.	Date	Change	By

FlexLink

Document type				Drawing number
Project number 7220367				5105206−01
	By	Date	Maneuver box	
Drawn			Interior	
Check			Function	Location
			Sheets 010	Sheet 102

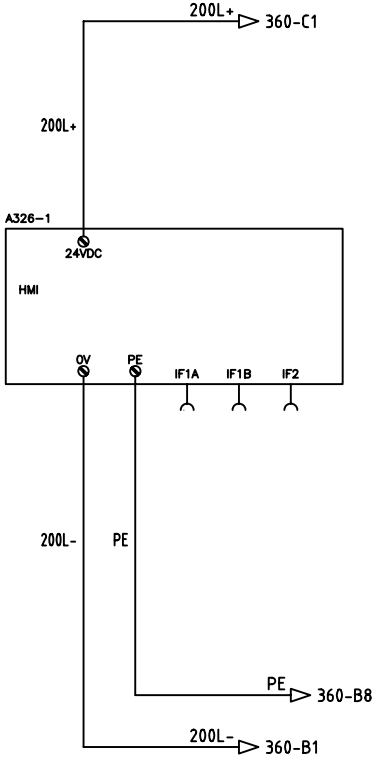

Rev.	Date	Change	By

FlexLink

Document type				Drawing number
Project number 7220367				5105206-01
	By	Date	Maneuver box	
Drawn			HMI	
Check			Function / Location	Sheets 010 / Sheet 326

Denna ritning är FlexLink egendom. Skyddad enligt gällande lag.
This drawing is the property of FlexLink. Protected in accordance with prevailing law.

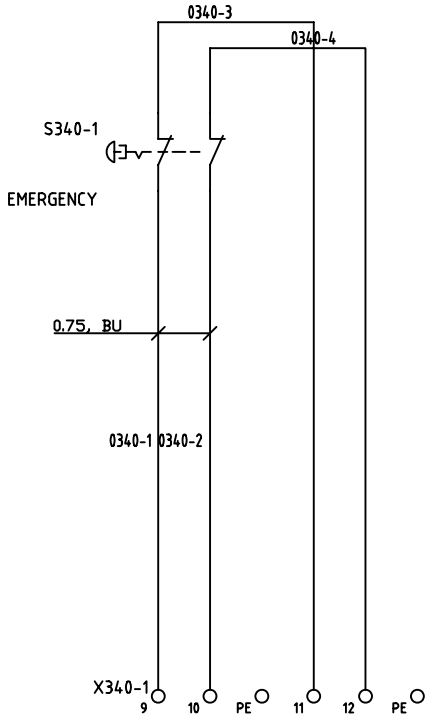

Rev.	Date	Change	By

FlexLink

Document type				Drawing number
Project number 7220367				5105206–01
	By	Date	Maneuver box	
Drawn			Safety loop	
Check			Function / Location	Sheets 010 / Sheet 340

Denna ritning är FlexLink egendom. Skyddad enligt gällande lag.
This drawing is the property of FlexLink. Protected in accordance with prevailing law.

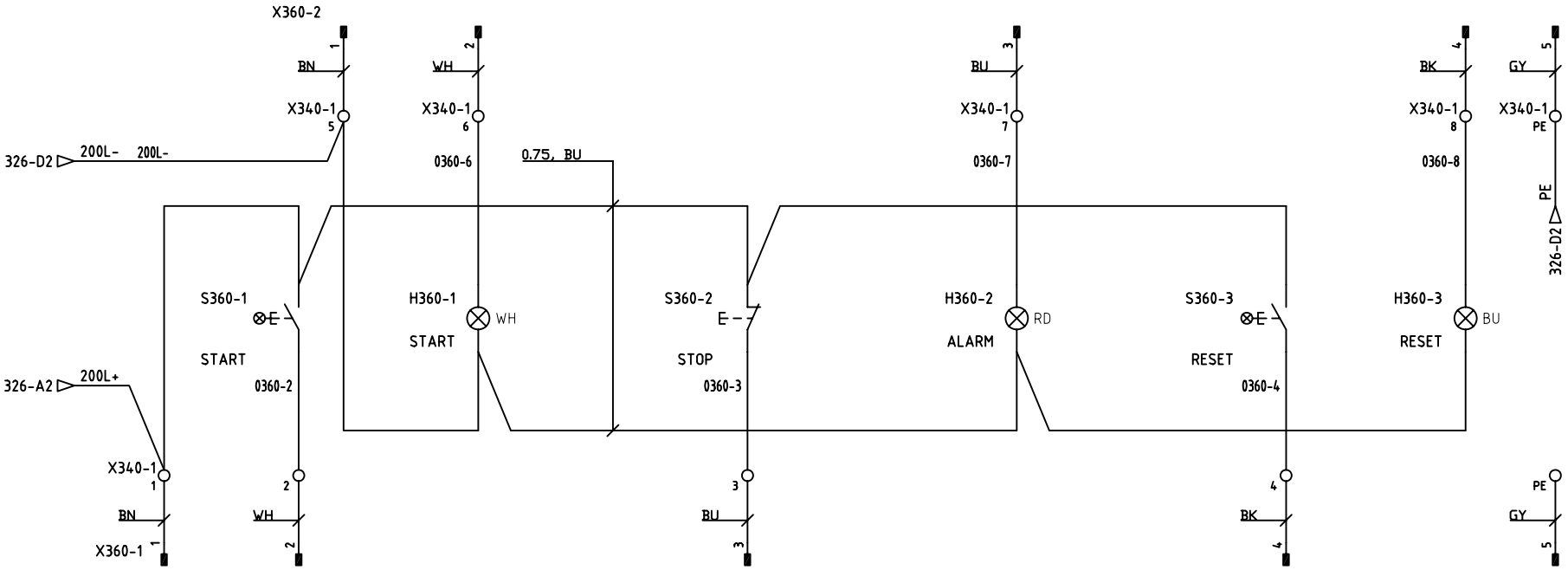

Rev.	Date	Change	By

FlexLink

Document type			
Project number 7220367			
	By	Date	Maneuver box
Drawn			Maneuver unit
Check			Function / Location

Drawing number 5105206-01

Sheets 010 Sheet 360

Denna ritning Er FlexLink egendom. Skyddad enligt gEllande lag.
This drawing is the property of FlexLink. Protected in accordance with prevailing law.