



FlexLink®

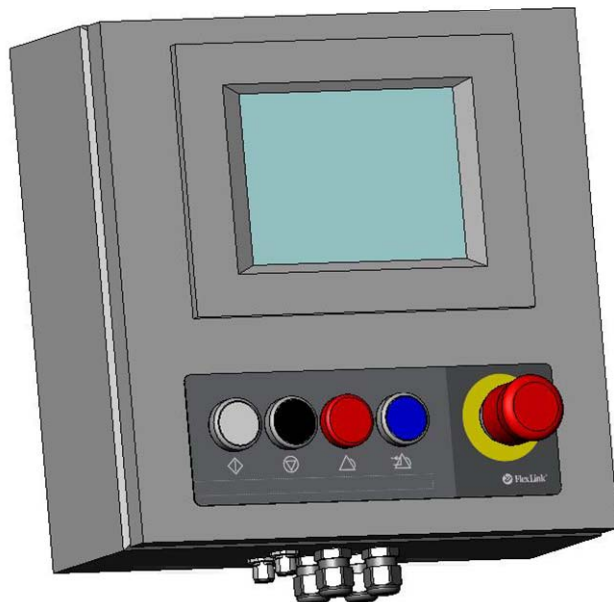
Maneuver box

5105206-01

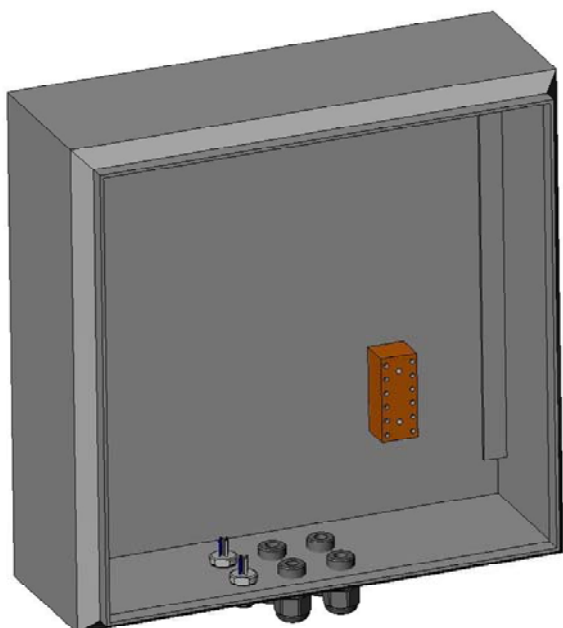


Maneuver box

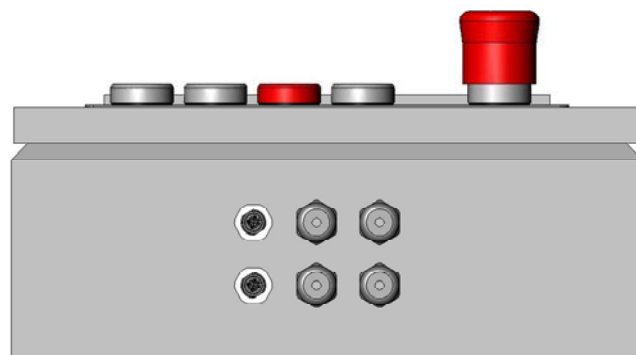
Views



Front view



Interior view



Bottom view

Maneuver box

Electrical supply

Required electrical supply integrated in communication interfaces.

Physical dimension

Height	330 mm
Width	300 mm
Depth	170 mm

Weight	10 kg
--------	-------

Distance between fixing holes = 250 mm (vertically and horizontally).

Maneuver box

Features

Maneuver unit

- Pushbutton Start, white lamp, NO-contact
- Pushbutton Stop, NC-contact
- Lamp Alarm, red lamp
- Pushbutton Reset, blue lamp, NO-contact
- Emergency switch, 2xNC-contacts

HMI

- Touch display
- 5.7"
- Colour
- Communication
 - MPI
 - Profibus
 - Ethernet

Maneuver box

Connections

Pushbutton communication

Connection method	M12-connector, 5-pole, male, A-code
Pin 1	+24 VDC
Pin 2	Start (Contact NO)
Pin 3	Stop (Contact NC)
Pin 4	Reset (Contact NO)
Pin 5	PE

Lamp communication

Connection method	M12-connector, 5-pole, male, A-code
Pin 1	0 VDC
Pin 2	Start lamp
Pin 3	Alarm lamp
Pin 4	Reset lamp
Pin 5	PE

Safety loop communication

Connection method	Terminal
Enclosure throughput	2x Cable gland, M16
Terminal	
1	Safety loop 1, in
2	Safety loop 2, in
3	PE
4	Safety loop 1, out
5	Safety loop 2, out
6	PE

HMI

Powered by M12-connectors for pushbutton and lamp communication.

Spare parts list

Product: 5105206-01

Standard name	Des.	Manufacturer	Type	Order number	FlexLink ID
HMI	A325-1	Siemens	6AV6642-0BA01-1AX0		5110606
Emergency switch	S340-1	Moeller	M22-PV/K01	216515	5110607
Contact element		Moeller	M22-K01	216378	5110632
Pushbutton	S360-1	Moeller	M22-DL-W	216922	5110609
Contact element + fixing		Moeller	M22-AK10	216504	5110613
LED element		Moeller	M22-LED-W	216557	5110629
Pushbutton	S360-2	Moeller	M22-D-S	216590	5110610
Contact element + fixing		Moeller	M22-AK01	216503	5110615
Lamp	H360-1	Moeller	M22-L-R	216772	5110612
Fixing adapter		Moeller	M22-A	216374	5057312
LED element		Moeller	M22-LED-R	216558	5110630
Pushbutton	S360-3	Moeller	M22-DL-B	216931	5110611
Contact element + fixing		Moeller	M22-AK10	216504	5110613
LED element		Moeller	M22-LED-B	218057	5110631

FILENAME	FILEDATE	TIME	SH	DWGDESC
100	2007-05-02	15:49:09	100	List of sheets
101	2007-05-02	15:48:35	101	Exterior
102	2007-05-02	15:40:14	102	Interior
111	2007-05-02	15:40:15	111	Internal, Exterior
112	2007-05-02	15:40:16	112	Internal, Interior
114	2007-05-02	15:40:46	114	Internal, Making of holes
115	2007-05-02	15:40:31	115	Internal, Making of holes
326	2007-05-02	15:40:19	326	HMI
340	2007-05-02	15:40:20	340	Safety loop
360	2007-05-02	15:40:22	360	Maneuver unit



Document type		Drawing number	
Project number 7220367		5105206-01	
By	Date	Maneuver box	
Drawn		List of sheets	
Check		Function	Location
		Sheets 010	Sheet 100

Rev.	Date	Change	By

- 00. X340-1
- 01. S340-1
- 02. X360-1
- 03. X360-2
- 04. S360-1
- 05. S360-2
- 06. H360-1
- 07. S360-3

10. A326-1

A

—

B

—

C

—

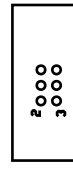
D

—

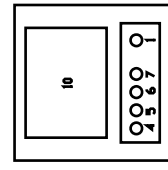
E

—

F



Bottom



Front



Document type
Project number 7220367


Maneuver box
Exterior

5105206-01

1 | 2 | 3 | 4 | 5 | 6 | 7 | 8 | 101

- 00. X340-1
- 01. S340-1
- 02. X360-1
- 03. X360-2
- 04. S360-1
- 05. S360-2
- 06. H360-1
- 07. S360-3

10. A326-1



Front

0 1



FlexLink

Document type		Project number 7220367		Drawing number	
By	Date	Maneuver box		5105206-01	
Drawn		Interior		Sheets 010	
Check		Function		Sheet 102	
		Location		8	

Rev.	Date	Change	By

A B C D E F

8

7

6

5

4

3

2

1

A B C D E F

F

8

7

6

5

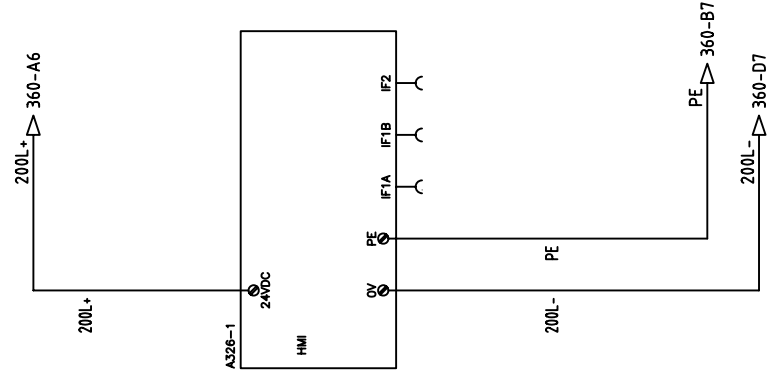
4

3

2

1

Dema ritning Er Flexlink egendom. Skyddad enligt gillande lag.
 This drawing is the property of Flexlink. Protected in accordance with prevailing law.



Document type		Project number 7220367		Drawing number	
By	Date	XM+	Pallet	5100206-01	
Drawn		HMI		Sheets	009
Check		Function	Location	Sheet	326



Rev.	Date	Change	By

A B C D E F

8

7

6

5

4

3

2

1

A B C D E F

F

8

7

6

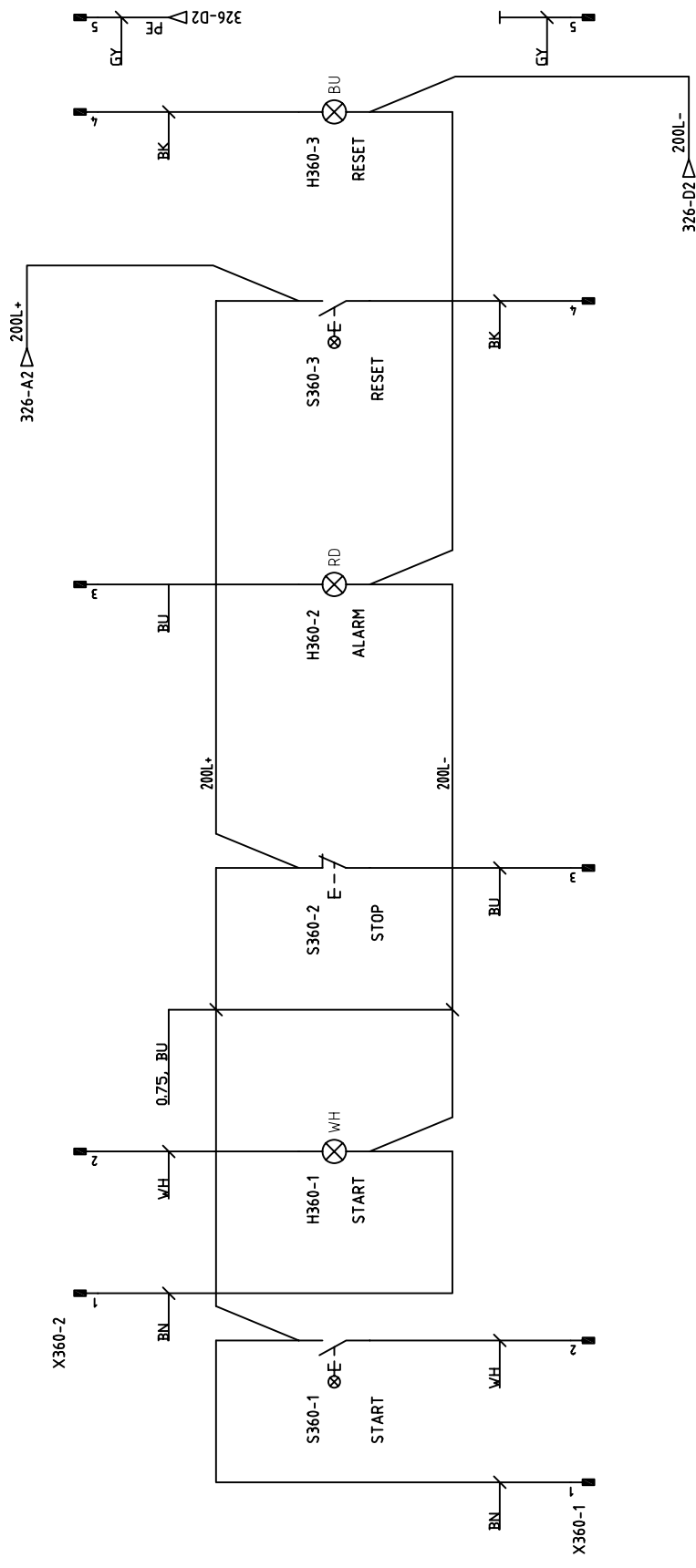
5

4

3

2

1



Document type		Project number 7220367		Drawing number	
By	Date	XM+	Pallet	5100206-01	
Drawn		Maneuver unit		Sheets	009
Check				Location	Sheet 360



Rev.	Date	Change	By