


Structural system XF

Contents


System information.....	491
Beams XF.....	492
Connectors XF.....	492

Feet XF.....	493
Enclosure components XF.....	494

System information



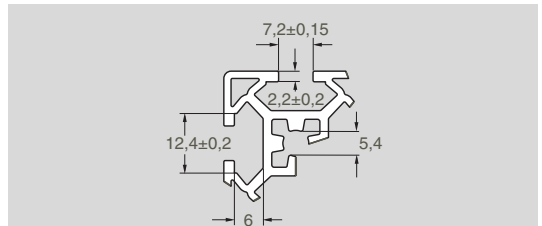
Features



The XF system includes two basic beam types:

- support beams (XFBM) in cross-sectional dimensions 30 mm x 30 mm and 30 mm x 60 mm
- several enclosure beams (XFEB) intended for enclosure frameworks.

T-slot dimensions



All support beams have holes for M6 screws in the corners for connecting mounting plates, end plates etc. Always use roller threading to ensure a reliable screw connection.

PO
CC
X45
XS
X65
X65P
X85
X85P
XH
XK
XKP
X180
X300
GR
CS
XT
HU
WL
WK
XC
XF
XD
ELV
SC
FST
TR
APX
IDX

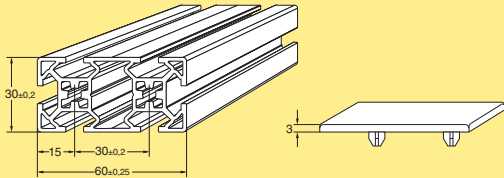
Beams XF

Beam specifications

Beam type	Cross-section mm ²	Weight kg/m	I _x mm ⁴ ×10 ⁴	I _y mm ⁴ ×10 ⁴	W _x mm ³ ×10 ³	W _y mm ³ ×10 ³
XFBM ..x30	345	0,93	3,00	3,00	2,00	2,00
XFBM ..x30x60	582	1,57	21,3	5,29	7,11	3,53
XFEB ..x30	342	0,92	2,99	2,99	1,99	1,99
XFEB ..x30 T3	340	0,91	2,92	3,01	1,95	2,00
XFEB ..x30 T2	340	0,91	2,94	2,94	1,96	1,96

Support beams

Support beam 30×60



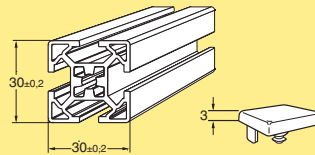
Beam 30 mm × 60 mm
Aluminium, anodized
Length 3 m (3030 ± 5 mm)
Length to order (30- 3000 mm)

XFBM 3×30×60
XFBM L×30×60

End cap, polyamide, grey **XFBE 30×60***

T-slot dimensions: See page 491.
Beam weight: 1,57 kg/m
**Note. Contains 10 pcs.*

Support beam 30×30



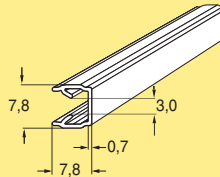
Beam 30 mm × 30 mm
Aluminium, anodized
Length 3 m (3030 ± 5 mm)
Length to order (30- 3000 mm)

XFBM 3×30
XFBM L×30

End cap, polyamide, grey **XFBE 30***

T-slot dimensions: See page 491.
Beam weight: 0,93 kg/m
**Note. Contains 10 pcs.*

Cover strip



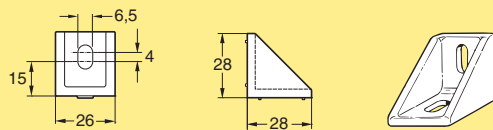
Cover strip for T-slot
Length 3 m
Polyvinyl chloride, grey **XFAC 3 T**

Beams for enclosures

FLexLink beams for enclosures: see page 494.

Connectors XF

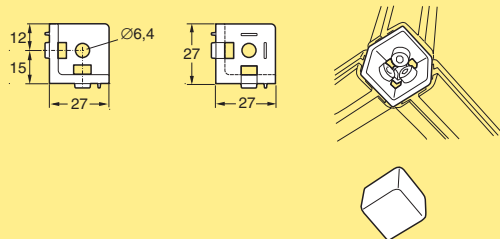
Angle bracket, die-cast, 28×28×26



Angle bracket
Aluminium, die-cast **XFFA 30 A**

Mounting: MLC6S 6×12 (2), BRB 6.4×12 (2), XFAN 6 (2)

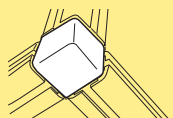
Angle bracket for corners, die-cast



Angle bracket for corners
Zinc, die-cast **XFFA 30 C**

Mounting: MC6S-TT 6×30 (3)

End cap for corner bracket

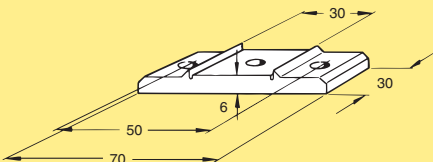


End cap for corner bracket
Polyamide

XFBE 30 C*

*Note. Use XFEE 30 C when XFFA 30 C is used with enclosure beams. See page 494.
Note. Contains 10 pcs.

Mounting plate 30x70

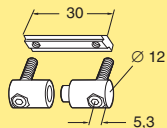


Mounting plate for beam XFBM ...x30
Aluminium, anodized

XFFB 30

Mounting: MC6S 6x14 (2), BRB 6.4x12 (2), XFAN 6 (2) and MF6S 6x30

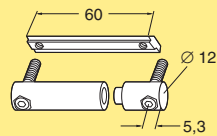
Fastener yoke 30 mm



Fastener yoke assembly
Length 30 mm

XFAF 30

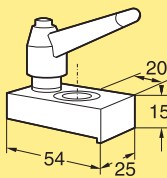
Fastener yoke 60 mm



Fastener yoke assembly
Length 60 mm

XFAF 60

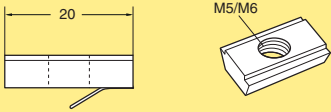
Drill fixture



Drill fixture for fastener yokes
(Ø12,2 mm)

XFAD 12

T-slot nut for System XF T-slot



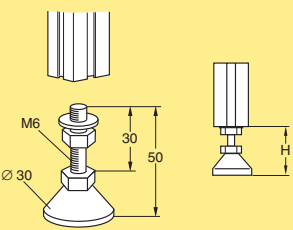
T-slot nut for XF
Steel, zinc-chromated
M5
M5, multipack (500 pcs)
M6
M6, multipack (500 pcs)

XFAN 5*
5056131
XFAN 6*
5056130

**Note. Contains 10 pcs.*

Feet XF

Adjustable foot M6

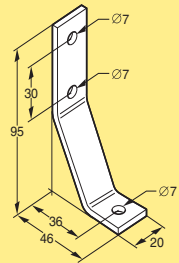


Adjustable foot
H=28–36 mm
Steel, electro-zinc-plated
M6 thread

XFFS 6x30

Maximum vertical load 400 N

Floor attachment bracket



Floor attachment bracket
Stainless steel

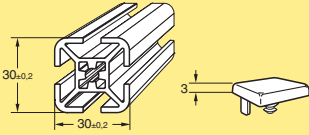
XFFA 100 S

Including the necessary mounting hardware

CC
X45
XS
X65
X65P
X85
X85P
XH
XK
XKP
X180
X300
GR
CS
XT
HU
WL
WK
XC
XF
XD
ELV
SC
FST
TR
APX
IDX

Enclosure components XF

Enclosure beam 30x30, four T-slots

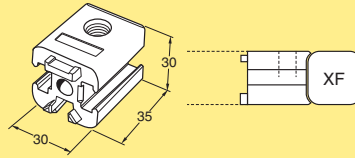


Enclosure profile, square section
 30 mm × 30 mm, four T-slots
 Aluminium, anodized
 Length 3 m (3030 ±5 mm) **XFEB 3x30**
 Length to order (30- 3000 mm) **XFEB Lx30**

End cap, polyamide, grey **XFEE 30***

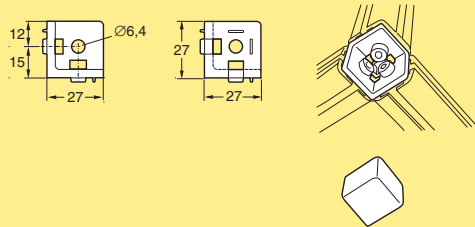
*With standard XF T-slots and hole for M6
 Beam weight: 0,92 kg/m
 Note. Contains 10 pcs.

Enclosure connector kit



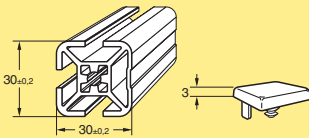
Enclosure connector kit
 Zinc, die-cast **XFEE 30**
Including the necessary mounting hardware

Angle bracket for corners



Angle bracket for corners
 Zinc, die-cast **XFFA 30 C**
Mounting: MC6S-TT 6x30 (3)

Enclosure beam 30x30, three T-slots

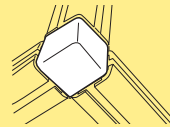


Enclosure profile, square section
 30 mm × 30 mm, three T-slots
 Aluminium, anodized
 Length 3 m (3030 ±5 mm) **XFEB 3x30 T3**
 Length to order (30- 3000 mm) **XFEB Lx30 T3**

End cap, polyamide, grey **XFEE 30***

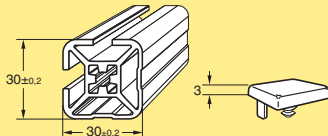
*With standard XF T-slots and hole for M6
 Beam weight: 0,91 kg/m
 Note. Contains 10 pcs.

End cap



End cap for corner bracket when
 used with enclosure beams
 Polyamide **XFEE 30 C**
Note. Contains 10 pcs.

Enclosure beam 30x30, two T-slots

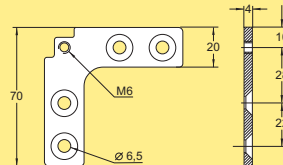


Enclosure profile, square section
 30 mm × 30 mm, two T-slots
 Aluminium, anodized
 Length 3 m (3030 ±5 mm) **XFEB 3x30 T2**
 Length to order (30- 3000 mm) **XFEB Lx30 T2**

End cap, polyamide, grey **XFEE 30***

*With standard XF T-slots and hole for M6
 Beam weight: 0,91 kg/m
 Note. Contains 10 pcs.

Corner bracket



Corner bracket, four-pack kit
 Aluminium **5053010**
Including the necessary mounting hardware

Multiblock

Multiblock
Polyamide
XFAM 6
Including M6 square nut

Hinge kit XF-XF

Hinge kit XF-XF
Aluminium
XFAH 110 B
Including the necessary mounting hardware

CC
X45
XS
X65
X65P
X85
X85P

Rim strip

Rim strip
Length 3 m
Polyvinyl chloride, grey
XFET 3 A

Handle assembly XC/XF, polyamide

Handle assembly
Polyamide
XDEH 160
Including adapter plate for XC
Mounting XF: MC6S 5x12 (2), XFAN 5 (2)

XH
XK
XKP
X180
X300

Net strip

Net strip
Length 3 m
Polyvinyl chloride, grey
XFET 3 C

Ball latch lock kit XF-XF

Ball latch lock kit
Aluminium, anodized
XFEL 60 B
Including ball latch and the necessary mounting hardware

GR
CS
XT
HU
WL
WK

Sliding door profile

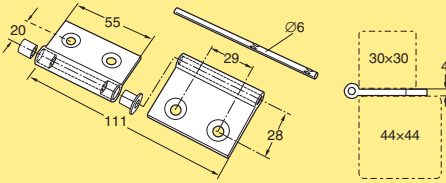
Sliding door profile
Length 3 m
Polyvinyl chloride, grey
XFET 3 D

Safety switch bracket kit XF-XF

Safety switch bracket kit
Aluminium, anodized
XFEL 60 W
Including the necessary mounting hardware. For safety switches Schmersal AZ 15/16-B1 and Guardmaster Trojan 5 (not included).

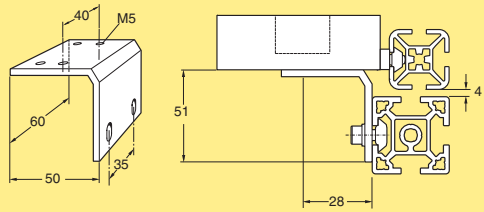
XC
XF
XD
ELV
SC
FST
TR
APX
IDX

Hinge kit XF-XC



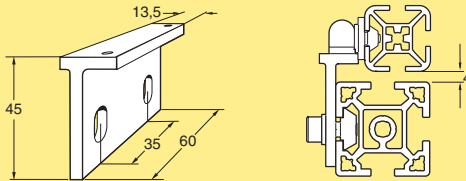
Hinge kit XF-XC
Aluminium, anodized **XFAH 110 A**
Including the necessary mounting hardware

Safety switch bracket kit XF-XC



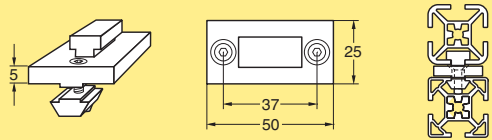
Safety switch bracket kit
Aluminium, anodized **XFEL 60 WA**
Including the necessary mounting hardware. For safety switches Schmersal AZ 15/16-B1 and Guardmaster Trojan 5 (not included).

Ball latch lock kit XF-XC



Ball latch lock kit
Aluminium, anodized **XFEL 60 BA**
Including ball latch and the necessary mounting hardware

Sliding element for T-slot



Sliding element for T-slot
UHMW-PE **XFLB 25x50**
Including screws and nut