


Conveyor system WL – links and belts

Belts – introduction



Links and plastic rods

The belt consists of plastic hinge-type links connected by plastic rods. The belt is woven together by 102 mm, 124 mm and 180 mm wide links. The assembled belt forms a wide, flat and tight conveyor surface. Three standard widths of belt can be delivered, 304 mm, 406 mm and 608 mm.

Belt type	A	B
Plain belt WLTP...H	22	22,8
Friction top belt WLTP...FA	24.1	22,8

Technical characteristics

Belt width	304/406/608 mm
Belt weight (Polypropylene)	9,3 kg/m ²
Belt weight (Acetal)	14,9 kg/m ²
Belt pitch	25,4 mm
Max. permissible belt tension	
With bend	1000 N
Without bend	1200 N
Max. permissible belt tension for Friction top belt	
With bend	750 N
Without bend	1000 N
Temperature range (Polypropylene)	1 °C to +60 °C
Temperature range (Acetal)	-46 °C to +60 °C

Belt type	Belt material	Plastic rod material
Plain belt	Acetal	Polyamide
Friction top belt	Polypropylene	Acetal

Tools and accessories


No special tools are required. The belt is lubrication-free. A new belt running on new slide rails, however, will need a few hours of running-in before it runs perfectly smoothly. For applications where absolutely smooth running is essential from start, use a silicone or teflon based lubricant.

Ordering information

The belt is delivered in assembled 1 m lengths. To calculate the total length required, remember to add for belt consumed by the idler and drive units.

Introduction
X45
X45H
XS
XL
X65
XM
X70X
X70X
X85
X85X
XH
XK
X180
X180X
X300
X300X
XT
XTC
WK
WL
WL 222X
WL 273X
WL 374X
WL 526X
WL 678X
ELV
IDX

Plain belt



Plain belt

Length 1 m

Acetal

304 mm wide, WL322

406 mm wide, WL424


608 mm wide, WL626

WLTP 1A304L H

WLTP 1A406L H

WLTP 1A608L H

Friction top belt



Friction top belt

Length 1 m

Polypropylene

304 mm wide, WL322

406 mm wide, WL424

608 mm wide, WL626

WLTP 1A304 FA

WLTP 1A406 FA

WLTP 1A608 FA

Friction top belt increases the friction between product and chain and can often be used for 20° slopes.

Note! Can only be used in straight sections and in combination with Vertical bends, a combination with Plain bends are not allowed