



FlexLink®

Divert module

XBUT 45 DR, 90 DR, 45 DL and 90 DL

5970580-02

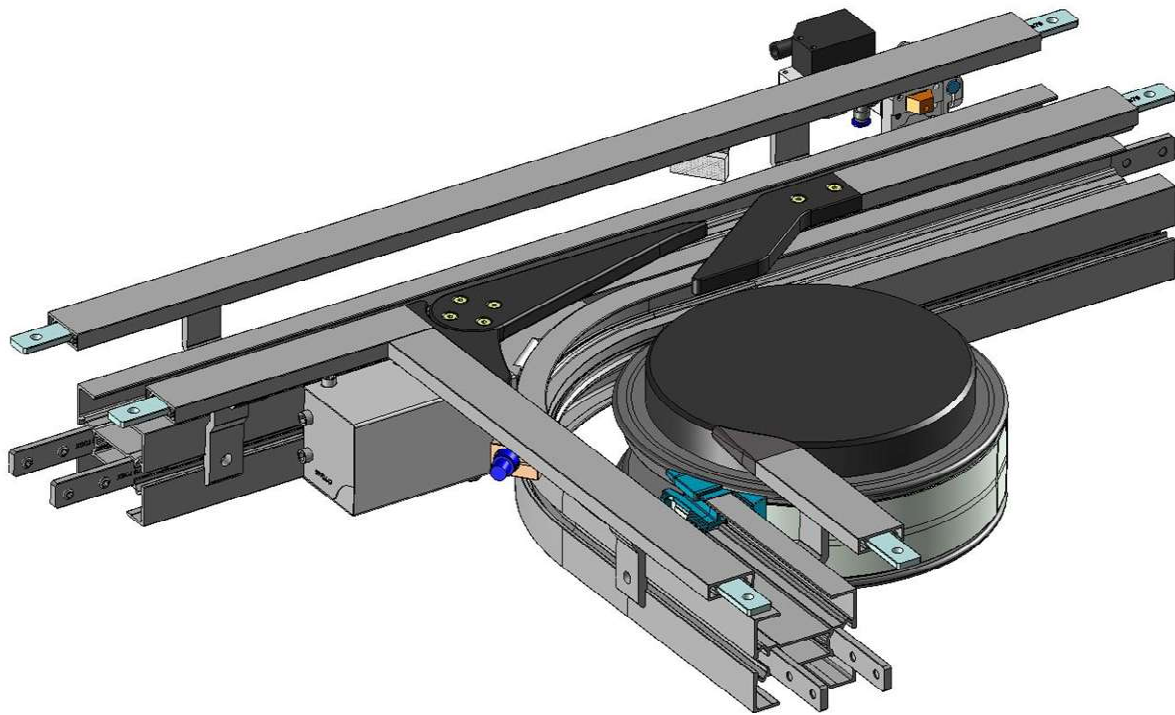
5970581-02

5970586-02

5970587-02

User documentation ver 1.1

Divert module XBUT 45 DR, 90 DR, 45 DL and 90 DL



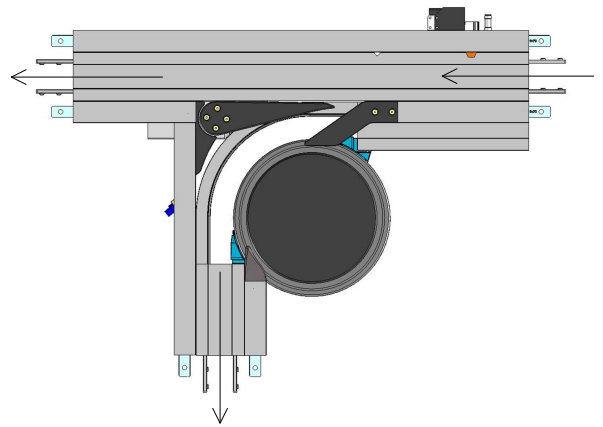
Divert module XBUT 45 DR, 90 DR, 45 DL and 90 DL

Function description

The Divert module gives the opportunity to split one flow of pallets in a fully controlled way.

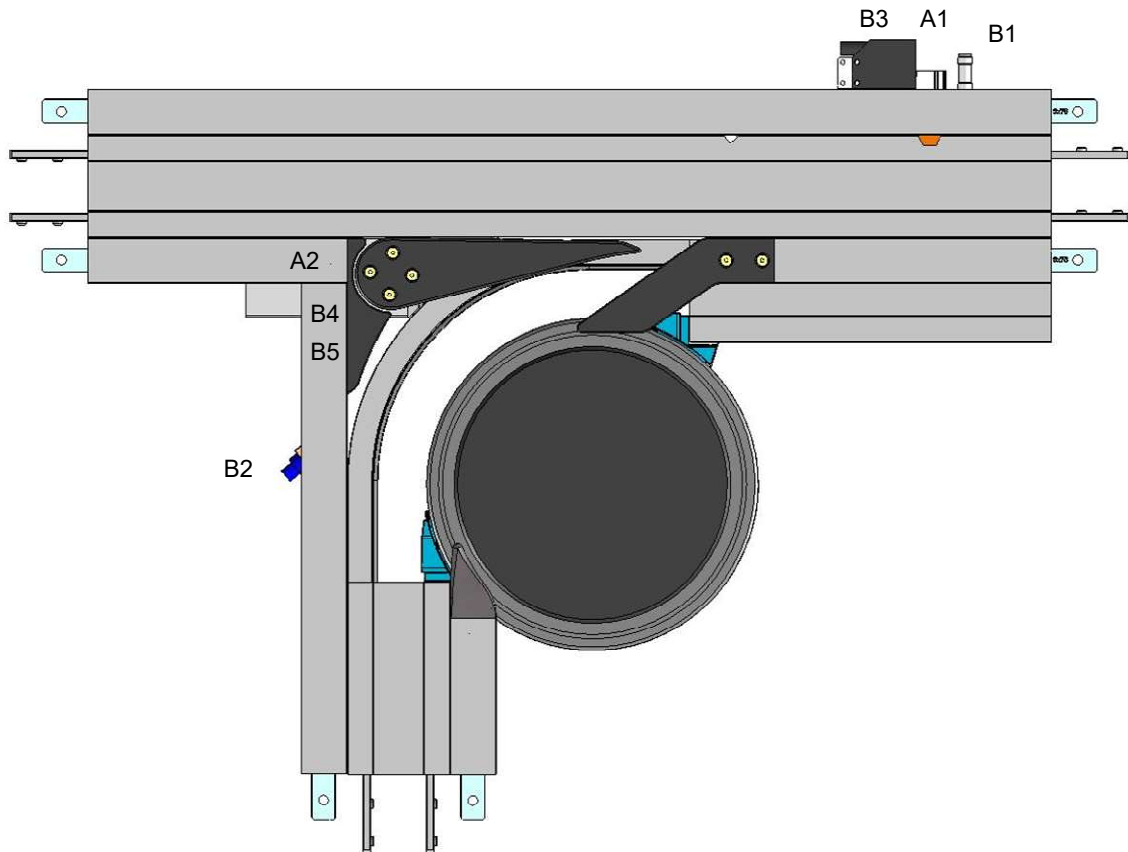
Stop positions

The function is equipped with a stop in order to avoid collisions.



Divert module XBUT 45 DR, 90 DR, 45 DL and 90 DL

Initiators and actuators



Initiators

- B1 Pre-stop highway
- B2 Sensing pallet route
- B3 RFID reader
- B4 Straight flow
- B5 Short-cut flow

Actuators

- A1 Pre-stop. Single acting.
- A2 Arm. Double acting.

Divert module XBUT 45 DR, 90 DR, 45 DL and 90 DL

Interfaces

Initiators

B1: M12-connector, 3-pin
B2: M12-connector, 3-pin
B3: M12-connector, 4-pin (Asi)
B4: M12-connector, 3-pin
B5: M12-connector, 3-pin

Actuators

Pneumatic cylinders
A1: 6 mm
A2: 6 mm

Divert module XBUT 45 DR, 90 DR, 45 DL and 90 DL

Spare parts

Standard name	Des.	Manufacturer	Type	External order no	FlexLink order no
Sensor	B1	SICK	IM12-08NPS-ZC1	7900045	
Sensor bracket		FlexLink			XBPB 12 H
Sensor	B2	SICK	MHL 15-P3336	1026129	
Reflector		SICK	PL 21A	1015172	
RFID reader/w riter	B3	IFM	DTA 100		
RFID bracket		FlexLink			5110840
Sensor	B4	SICK	MZT7-03VPS-KR0	1070821	
Sensor	B5	SICK	MZT7-03VPS-KR0	1070821	

Divert module XBUT 45 DR, 90 DR, 45 DL and 90 DL

Cylinder details

Cylinder A1 "Pre-stop"

Type: Single acting with two ports.

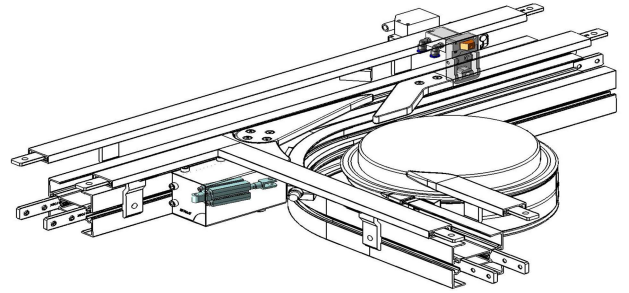
Function:

- Pressurized: Releases the pallet flow
- No pressure: Blocks the pallet flow

For safety reasons, the pallet stop is blocking the flow in case of a pressure drop, preventing pallets from travelling uncontrolled along the conveyor.

The stop should not re-block the flow while a pallet puck is in a position where it could be clamped.

It is recommended to re-block the flow after each pallet.



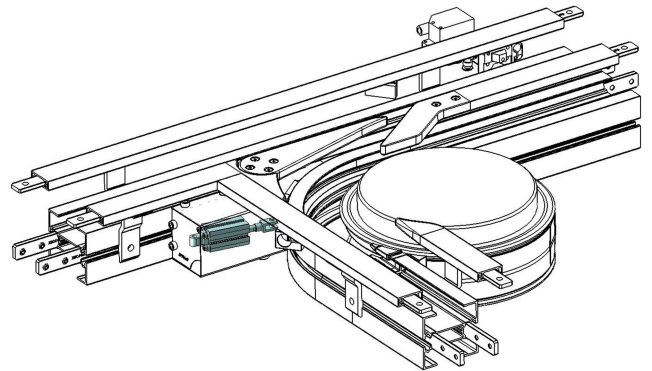
Cylinder A1

Cylinder A2 "Arm"

Type: Double acting

Function: Change the flow through the module.

Note 1: It is recommended that flow control valves are used, for example Festo GR-QS-6 (193969).



Cylinder A2

Divert module XBUT 45 DR, 90 DR, 45 DL and 90 DL

Sensor details

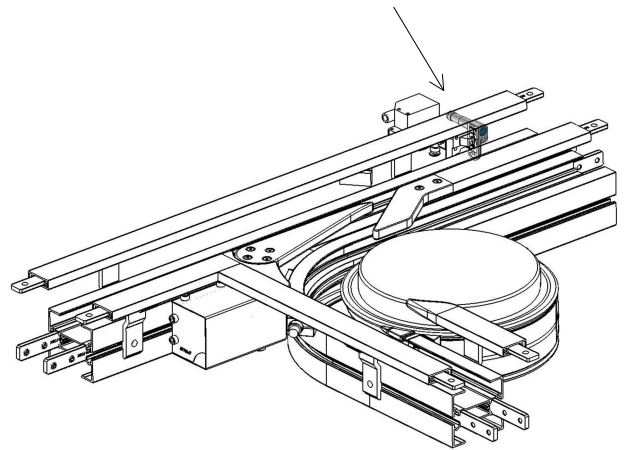
Sensor B1 "Pre-stop"

Type: Proximity switch, inductive

Position: Placed together with Pre-stop.

Function: Detects the initiator plate of the pallet before the pallet is stopped and stays active until the pallet leaves the stop.

The reason why the pallet is detected by the sensor before the pallet hits the stop, is to enhance the efficiency of the pallet flow. As the pallet is detected in advance, the controller has time to take a decision whether or not the pallet should be stopped. If it should pass, the stop changes state to "Release flow" before the pallet reaches it.

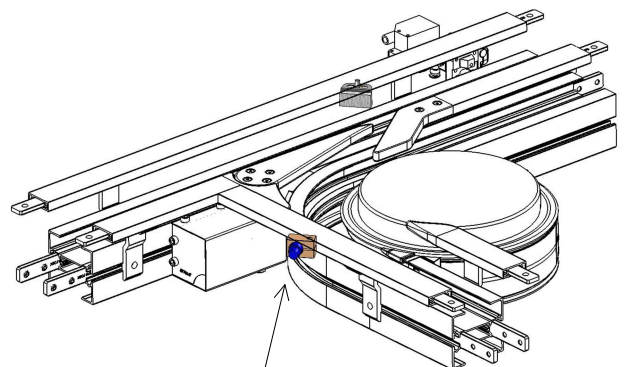


Sensor B1

Sensor B2 "Sensing pallet route"

Type: Photo eye.

Function: Detects if there is a pallet in the merging area. A new pallet must not be released from any of the stop positions before the merging area is clear.



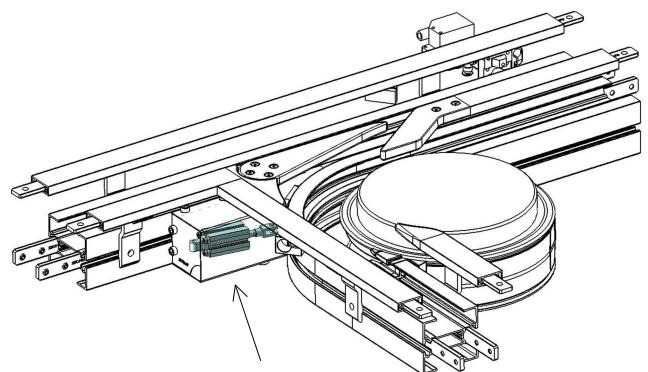
Sensor B2

Sensor B4 and B5 "Arm"

Type: Cylinder sensor

Position: Placed on the arm cylinder.

Function: Detects the arm position



Sensor B4 and B5

Divert module XBUT 45 DR, 90 DR, 45 DL and 90 DL

Pneumatic drawing

XBUT 45 DR, 90 DR, 45 DL and 90 DL

