



Shortening the chain


XT Compact




1
Remove two screws (*) and loosen the third one.




2
Lift up the side plates.




3
Remove the plastic guides.



4
To shorten the chain, use a 2 mm mandrel to press out a steel pin...




5
...and remove as many links as necessary to create a light pre-tension in the chain.




6
To re-assemble the chain, press the steel pin back to join the links.

Mounting slide rail



1
Use a drill fixture to drill two holes at the end of each slide rail section. Countersink the holes.



2
Insert rivets.