

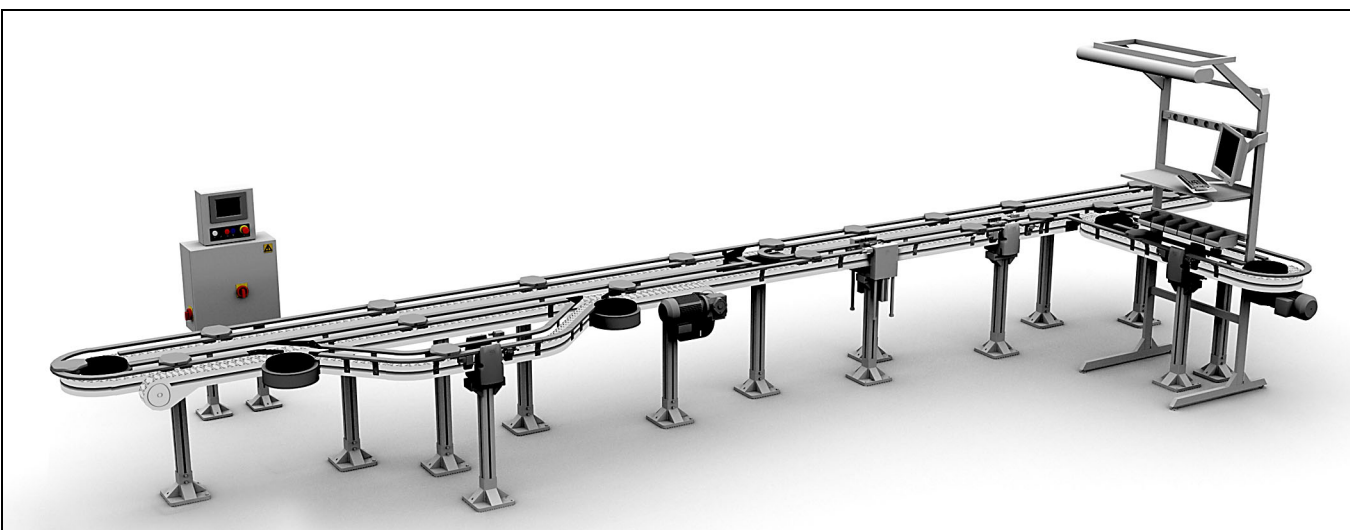
PO
CC
X45
XS
X65
X65P
X85
X85P
XH
XK
XKP
X180
X300
GR
CS
XT
HU
WL
WK
XC
XF
XD
ELV
CTL
FST
TR
APX
IDX

X85 Pallet system

Contents

Pallet system with standard modules and RFID	193	Guide disc for wheel bends	206
Pallets – introduction	195	Locating units – introduction	207
Pallet configurations	197	Basic locating module	208
Pallets X85	197	Tunnel locating module	209
Pallet parts for replacement or upgrading of pallets	202	Diverting and merging modules – introduction	210
RFID components	203	Divert modules	211
Guide rails for pallets – introduction	204	Merge modules	211
Straight guide rails for X85 pallets	204	Divert and merge modules	212
Guide rail bracket for X85 pallets	204	Interspace module.....	212
Connecting strips	205	Pallet stops – introduction	213
End guides	205	Pallet stops.....	213
Guide rails for wheel bends.....	205	Accessories	215

Pallet system with standard modules and RFID



Based on modules

The X85 pallet system is a complete system for handling individual products on product carriers (pallets). An automated system is built on configurable standard modules.

Standard modules make it very easy and fast to create simple as well as advanced layouts for routing, balancing, buffering and positioning of pallets. RFID identification in the pallets enables one piece track and trace and logistic control for the production line.

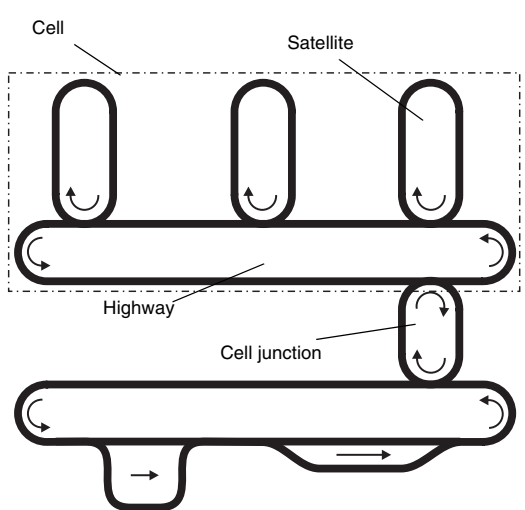
A standard line cabinet with power bus and communication bus systems provides fast installation and high flexibility for future changes.

Divert/merge devices

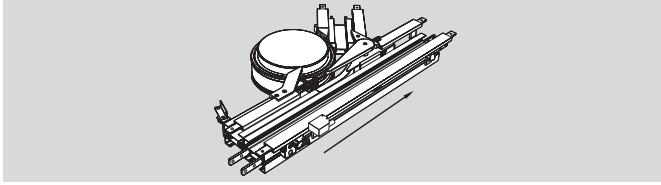
Divert/merge devices are used for routing products by dividing or combining flows of products. Usually there is a main conveyor, a “highway”, and separate subordinated conveyors, “satellites”.

On the satellites, products can be subjected to various operations such as turning, grinding, assembly or testing, without disturbing the main flow. After the operations, the products can return to the highway.

A combination of a highway and one or more satellites is often called a cell. Using divert/merge modules, it is possible to build cell junctions which facilitate transfer of a pallet from one cell to another. See figure.

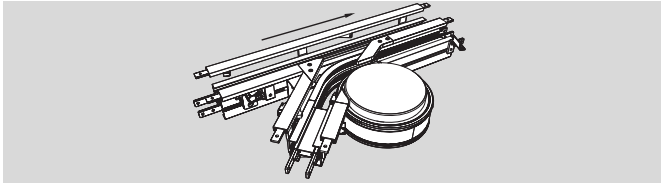


Divert modules



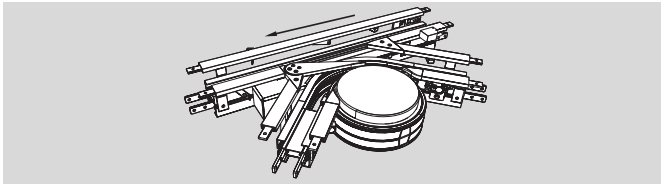
Diverters for guiding the flow of products off the highway into a satellite are available in four basic types: 45° left/right and 90° left/right.

Merge modules



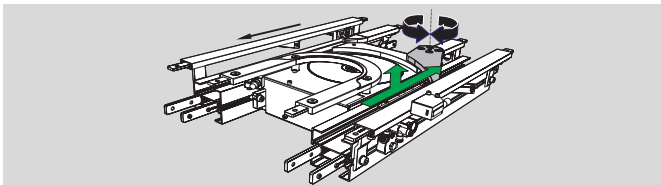
Merge devices for guiding products from a satellite back to the highway are available in four basic versions: 45° left/right and 90° left/right.

Combined divert/merge modules



Devices which permit products to be guided into a satellite, or be returned back to the highway, or circulate on the satellite, are called divert/merge combinations. They are available in four basic versions: 45° left/right and 90° left/right.

Interspace divert/merge modules



An interspace divert/merge device permits shortcuts in a main line or satellite. It is available in left and right versions.


Configurator tool

The divert/merge/combination modules can be individually configured to the right pallet size using the configurator tool. The configurator tool will create a geometrically correct 3D CAD-model that can be inserted in the layout. The configured module will include the function, stops, conveyor beams, wheel bends and guide rails.

Configurable options include:

- Specific pallet size
- Type of sensors and brackets
- RFID readers and brackets

Pallet positioning functions



The pallet locating stations for the X85 pallet system are used for positioning of all X85 pallet types. The pallets are stopped by a pneumatically controlled stop device near the desired position.

A proximity switch is used to indicate that a pallet is in the locating station. Here, two rulers lift the pallets approximately 2 mm above the chain against a fixed hold down bracket. The two indexing pins ensure a high locating accuracy ($\pm 0,1$ mm). The pallet locating station is available for straight conveyor section modules.

For low position accuracy a regular stop device type XBPD can be used.

These modules can be individually configured to the right pallet size by the configurator tool. The configuration tool will create a geometrically correct 3D CAD model that can be inserted in the layout.

Configurable options include:

- Sensors and brackets
- RFID readers and brackets

Pallets with RFID




Pallet system X85 includes pallets in four sizes. A pallet consists of a cast aluminium pallet base and two plastic guide discs with slide plates at the bottom. Product-specific fixtures are attached to the pallet base.

Two hardened bushings at the bottom of the pallet base provide high locating accuracy at the locating station. Two guide holes in the pallet base ensure high accuracy for the product-specific fixture in relation to the bushings.

An initiator plate for position sensors is integrated in each guide disc. The pallets are delivered with a shock absorber in the front guide disc.

An RFID tag holder is integrated in the underside of the pallet base.

Accumulation of pallets is possible in conveyor bends. X85 pallets without rollers can be used for inclines up to 5°.



Pallet assortment

The X85 pallet system includes pallets that can be adapted to specific requirements such as

- Tough environment conditions (type R pallets)
- Low friction
- High precision locating
- Electrostatic sensitivity
- Fast indexing
- Fast pallet exchange
- Easy attachment of fixtures
- Low cost

A pallet consists of a pallet plate riding on two guide discs. The pallet plate is cast aluminium and machined. For normal environments each guide disc is equipped with a plastic slide plate. For use in tough environments, type R pallets with steel slide plates on the guide discs are recommended. For ultra-low friction, guide discs with rollers are used. Pallets come with a front guide disc with damping, and a rear guide disc without damping.

Chain – pallet compatibility

The X85 pallets are available in two basic environment categories:

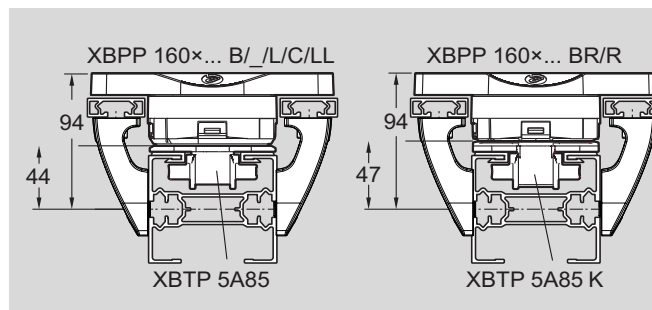
- Clean environment: Basic (B), Standard, Low friction (L), Conductive (C), Lubricated (LL)
- Tough environment: Basic (BR), Standard (R)

Two types of chain are available for pallet handling:

- Clean environment: Plain chain with fingered top
- Tough environment: Plain chain with closed top

Different thickness

The chain with closed top is 3 mm thicker than the chain with fingered top. But, since the pallets for clean environment are correspondingly thicker than the pallets for tough environment, the top side of all pallet types will be at the same height above the conveyor beam. This means that all pallet handling modules can be used as long as the right combination of pallet and chain is used. See figure.



It is possible to change from one version to the other simply by exchanging the chain and the slide plates on the pallets.

Pallet specifications

Locating accuracy

- Pallet plate without bushing, only for stop: ± 1 mm (B and BR pallets)
- Pallet plate with locating bushing: $\pm 0,1$ mm

RFID

- The pallet plate is equipped with a socket for an IFM RFID tag
- IFM read on the fly at speeds up to 30 m/min

Features

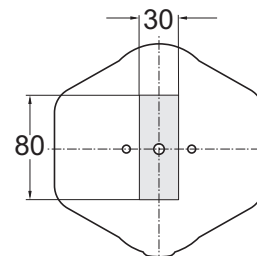
- Maximum load on one pallet: 10 kg
- Attachment holes for fixture
- Two optional indexing plates under the pallet.
- One optional plate under the pallet for fast loading
- Bushings for 8 mm index pin
- Wall to shadow the optical sensor
- Pallets can be upgraded using pallet parts.

Indexing

- Type 160×125 and 160×175 pallets have two indexing positions (distance 55 mm).
- Type 160×225 pallets permit indexing at two positions (distance 110 mm) or at three positions (distance 55 mm between each position).

Pallet loading

The maximum permissible load on one pallet is 10 kg. The centre of gravity of the product on the pallet (including fixture) must be located inside a 30 mm × 80 mm rectangle on the pallet. See figure.




Technical characteristics

Pallet sizes (W×L×H)	160 mm × 100 mm (136 mm) × 47/50 mm
	160 mm × 125 mm (161 mm) × 47/50 mm
	160 mm × 175 mm (211 mm) × 47/50 mm
	160 mm × 225 mm (261 mm) × 47/50 mm
Maximum load on pallet:	10 kg

Weight

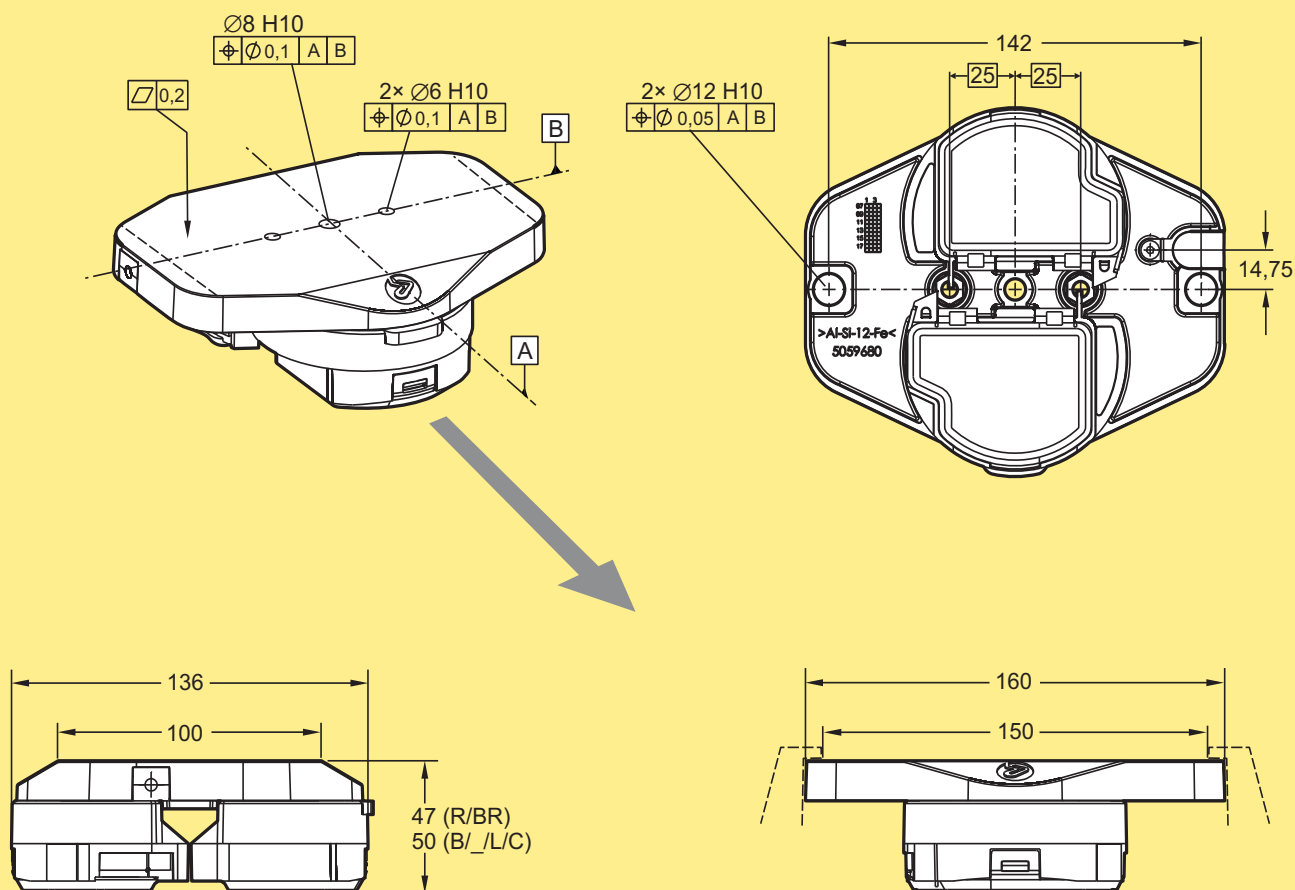
Pallets							
Size	Weight (kg)	Size	Weight (kg)	Size	Weight (kg)	Size	Weight (kg)
XBPP 160 × 100 B	0,503	XBPP 160 × 125 B	0,591	XBPP 160 × 175 B	0,69	XBPP 160 × 225 B	0,78
XBPP 160 × 100	0,512	XBPP 160 × 125	0,603	XBPP 160 × 175	0,696	XBPP 160 × 225	0,792
XBPP 160 × 100 L	0,548	XBPP 160 × 125 L	0,639	XBPP 160 × 175 L	0,732	XBPP 160 × 225 L	0,828
XBPP 160 × 100 C	0,512	XBPP 160 × 125 C	0,603	XBPP 160 × 175 C	0,696	XBPP 160 × 225 C	0,792
XBPP 160 × 100 BR	0,559	XBPP 160 × 125 BR	0,650	XBPP 160 × 175 BR	0,743	XBPP 160 × 225 BR	0,845
XBPP 160 × 100 R	0,571	XBPP 160 × 125 R	0,662	XBPP 160 × 175 R	0,755	XBPP 160 × 225 R	0,861
XBPP 160 × 100 LL	0,533	XBPP 160 × 125 LL	0,627	XBPP 160 × 175 LL	0,724	XBPP 160 × 225 LL	0,830
Guide disc							
Item no	Weight (kg)						
XBPG 85	0,11						
XBPG 85 D	0,117						
XBPG 85 P	0,08						
XBPG 85 DP	0,087						
XBPG 85 E	0,08						
XBPG 85 DE	0,117						
XBPG 85 R	0,098						
XBPG 85 DR	0,105						
XBPG 85 PL	0,150						
XBPG 85 DPL	0,156						

Pallets X85

							
	Basic pallet (Suffix B)	Standard pallet (No suffix)	Low friction pallet (Suffix L)	Low friction pallet, lubricated (Suffix LL)	Conductive pallet (Suffix C)	Basic pallet, harsh environment (Suffix BR)	Standard pallet, harsh environment (Suffix R)
Pallets for use with chain type XBTP 5A85/XBTP 5A85 E/XBTP 5A85 C	x	x	x	x	x		
Pallets for use with chain type XBTP 5A85 K (closed top chain)						x	x
1) High accuracy pallet plate without precision bushings	x					x	
High accuracy pallet plate with bushings for precision locating		x	x	x	x		x
One normal and one damped guide disc.	x	x	x			x	x
One normal conductive and one damped conductive guide disc.					x		
Two plastic slide plates	x	x		x			
Two roller plates			x				
Two conductive plastic slide plates					x		
Two steel slide plates						x	x
Two initiator plates	x	x	x	x	x	x	x
Two low friction plastic slide plates				x			

Pallet 160 mm × 100 mm

XBPP 160×100 B *



Pallet 160×100, h=50

For clean environment
Basic
Standard
Low friction, with rollers
Low friction, lubricated
Conductive

XBPP 160×100 B
XBPP 160×100
XBPP 160×100 L
XBPP 160×100 LL
XBPP 160×100 C

Pallet 160×100, h=47

For tough environment
Basic type R
Standard type R

XBPP 160×100 BR
XBPP 160×100 R

*Drawing shows a Type B pallet.

Type B and BR pallets should not be used in combination with any type of locating station, only with regular stop devices and all types of diverters, see ¹⁾ on Page 197.

Note the height difference between Standard/Type B/L/C and the R/BR types.

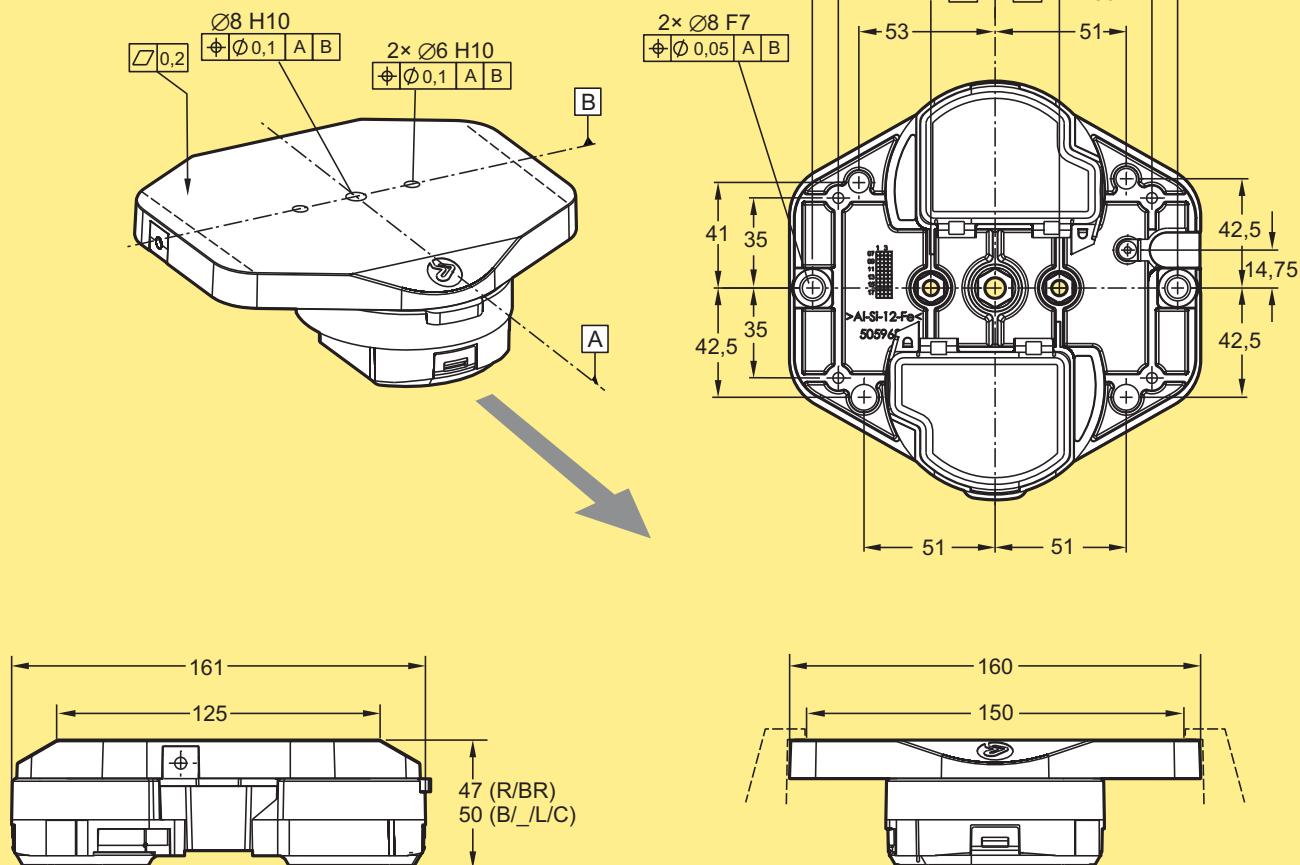
Type R/BR must be used with chain type XBTP 5A85 K This chain cannot be used with the other pallets.

Pallet weight: 0,5–0,6 kg depending on type.

For specification and allowed load distribution see page 196

Pallet 160 mm × 125 mm

XBPP 160×125 *



Pallet 160×125, h=50

For clean environment
Basic
Standard
Low friction
Low friction, lubricated
Conductive

XBPP 160×125 B
XBPP 160×125
XBPP 160×125 L
XBPP 160×125 LL
XBPP 160×125 C

Pallet 160×125, h=47

For tough environment
Basic type R
Standard type R

XBPP 160×125 BR
XBPP 160×125 R

**Drawing shows a Standard pallet (no suffix in designation).*

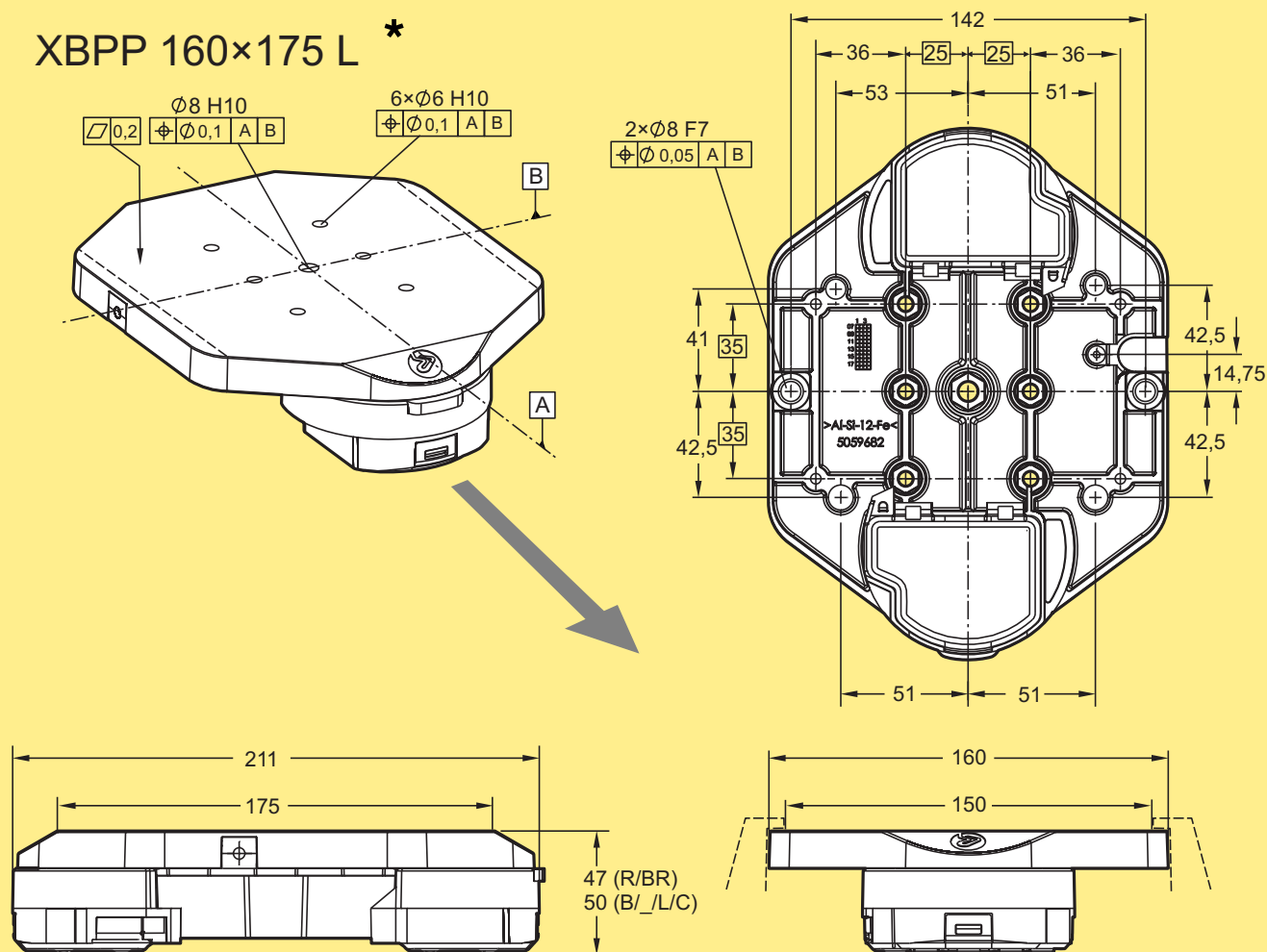
Type B and BR pallets should not be used in combination with any type of locating station, only with regular stop devices and all types of diverters, see ¹⁾ on Page 197.

Note the height difference between Standard/Type B/L/C and the R/BR types.

Type R/BR must be used with chain type XBTP 5A85 K. This chain cannot be used with the other pallets.

Pallet weight: 0,6–0,7 kg depending on type.

For specification and allowed load distribution see page 196

Pallet 160 mm × 175 mm
XBPP 160×175 L *


Pallet 160×175, h=50

For clean environment

Basic

Standard

Low friction

Low friction, lubricated

Conductive

XBPP 160×175 B
XBPP 160×175
XBPP 160×175 L
XBPP 160×175 LL
XBPP 160×175 C

Pallet 160×175, h=47

For tough environment

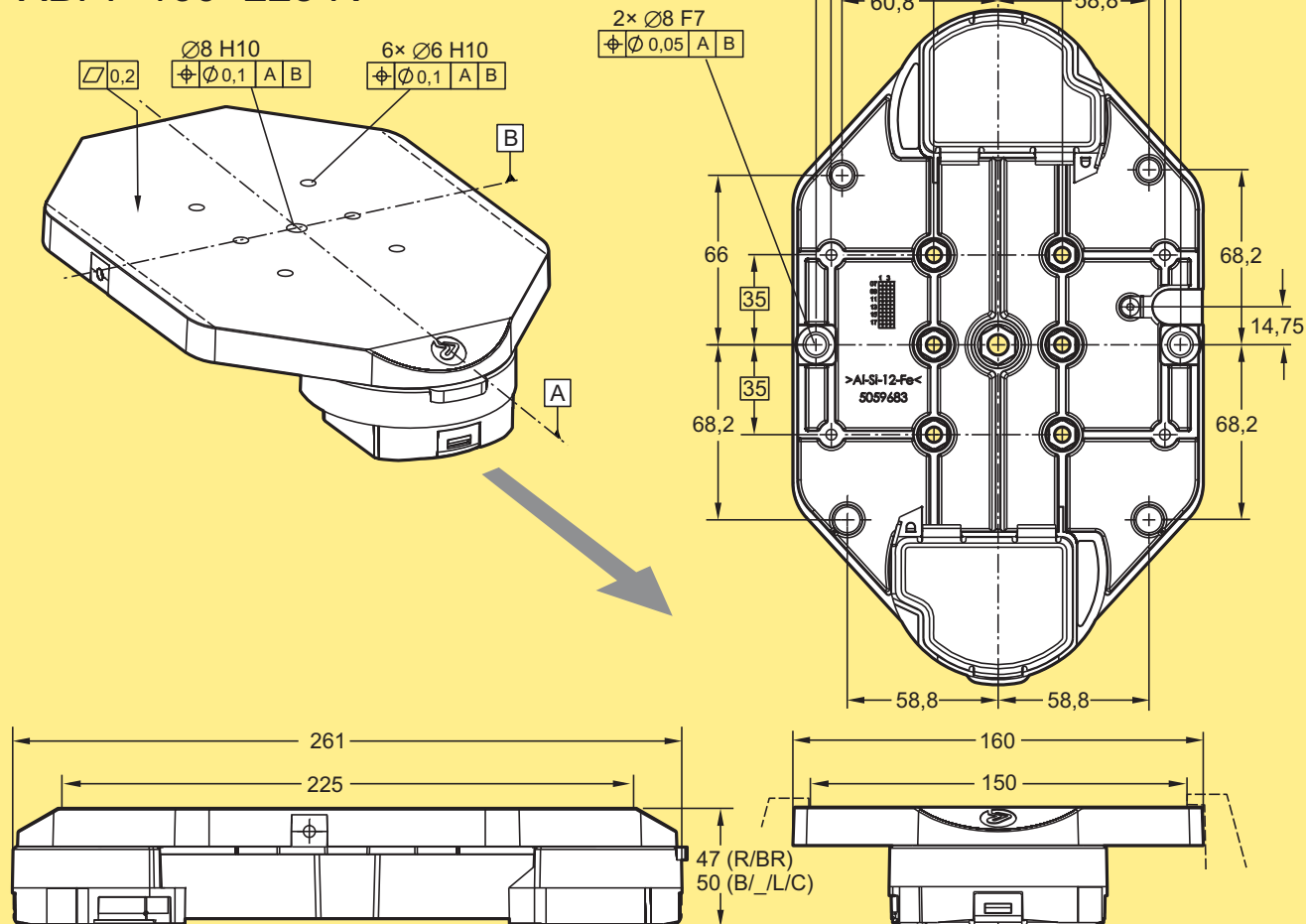
Basic type R

Standard type R

XBPP 160×175 BR
XBPP 160×175 R
**Drawing shows a Type L pallet.*
Type B and BR pallets should not be used in combination with any type of locating station, only with regular stop devices and all types of diverters, see ¹⁾ on Page 197.
Note the height difference between Standard/Type B/L/C and the R/BR types.
Type R/BR must be used with chain type XBTP 5A85 K. This chain cannot be used with the other pallets.
Pallet weight: 0,7–0,8 kg depending on type.
For specification and allowed load distribution see page 196

Pallet 160 mm × 225 mm

XBPP 160×225 R *



Pallet 160x225, h=50

- For clean environment
- Basic
- Standard
- Low friction
- Low friction, lubricated
- Conductive

XBPP 160x225 B
XBPP 160x225
XBPP 160x225 L
XBPP 160x225 LL
XBPP 160x225 C

Pallet 160x225, h=47
For tough environment
Basic type R
Standard type R

XBPP 160x225 BR
XBPP 160x225 R

**Drawing shows a Type R pallet.*

Type B and BR pallets should not be used in combination with any type of locating station, only with regular stop devices and all types of diverters, see ¹⁾ on Page 197.

Note the height difference between Standard/Type B/L/C and the R/BR types.

Type R/BR must be used with chain type XBTP 5A85 K. This chain cannot be used with the other pallets.

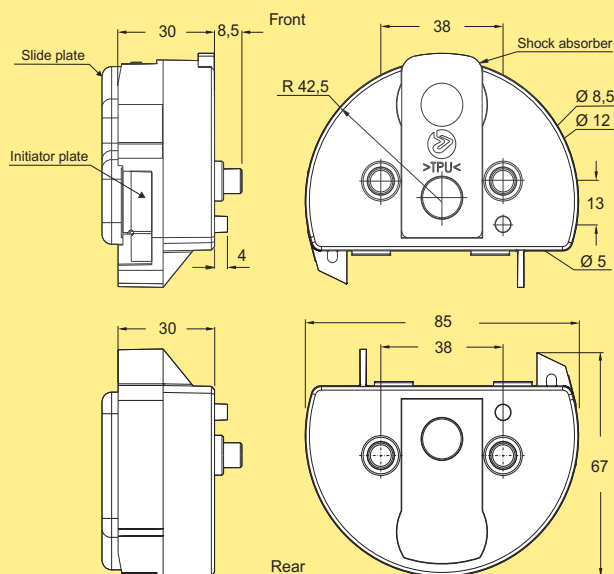
Pallet weight: 0,8–0,9 kg depending on type.

Specifications: see page 196.

Pallet parts for replacement or upgrading of pallets

Guide disc, slide plates and roller plates

Guide disc



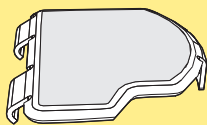
Guide disc, with steel plate (Rear)*	XBPG 85
Guide disc, steel plate (Front)**	XBPG 85 D
Guide disc, with plastic plate (Rear)*	XBPG 85 P
Guide disc, plastic plate (Front)**	XBPG 85 DP
Guide disc, conductive (Rear)*	XBPG 85 E
Guide disc, conductive (Front)**	XBPG 85 DE
Guide disc, with rollers (Rear)*	XBPG 85 R
Guide disc, rollers (Front)**	XBPG 85 DR
Guide disc, lubricated (Rear)*	XBPG 85 PL
Guide disc, lubricated (Front)**	XBPG 85 DPL

*) Including slide plate, initiator plate.

**) Including slide plate, shock absorber, initiator plate.

Note. Contains 10 pcs..

Slide plate kit, steel, snap-on




Slide plate, steel **5110873**

Note. Kit contains 10 pcs

Note. Can only be used with XBTP 5A85 K

Slide plate kit, plastic, snap-on



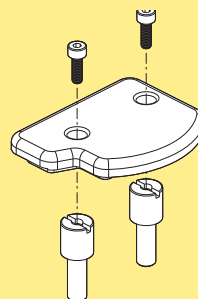
Slide plate, polyamide **5110874**

Slide plate, conductive polyamide **5110875**

Note. Kit contains 10 pcs

Note. Cannot be used with XBTP 5A85 K

Slide plate kit, plastic, lubricated




Slide plate, lubricated*

5120561

*) Including screws

Note. Contains 10 pcs..

Roller slide kit, snap-on



Roller slide, polyamide

5110876


Roller slide, conductive polyamide

5110877

Note. Kit contains 10 pcs

Note. Cannot be used with XBTP 5A85 K

Shock absorber kit



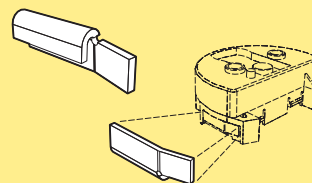
Shock absorber

5110903

Note. Each pallet is delivered with one shock absorber.

Note. Kit contains 10 pcs

Initiator plate kit



Initiator plate

5110904

Note. Each pallet is delivered with two initiator plates.


Note. Kit contains 10 pcs

RFID tag

The RFID tag can be read reliably at speeds up to 30 m/min. The tag has an M5 grub screw like design and is mounted in a plastic holder.

Threaded type	M5x16,5mm
Operating frequency	125 kHz
Memory [BIT]	224 (7 pages with 32 bits each)

RFID tag



RFID tag **5058153**
The RFID tag holder is included in all pallets

Read/write head

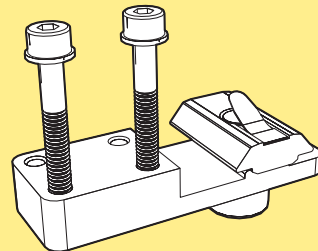
The read/write heads exchange data with the passive RFID tags at a maximum distance of 20 mm. The read/write head has an M12 connector. The M12 cable is connected to an M12 ASi socket. Up to 31 read/write heads can be connected to one ASi system.

Read/write head




Read/write head **5058152**

Read/write head bracket



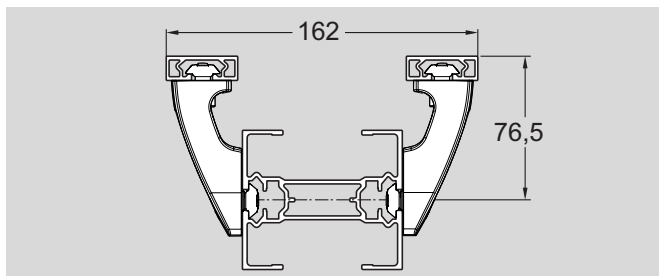
Read/write head bracket **5110840**
Including mounting screw.

Guide rails for pallets – introduction



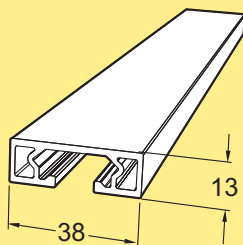
Guide rail types

Aluminium guide rails for X85 pallets are available as straight sections and as pre-bent curve sections for 30°, 45°, 90° and 180° wheel bends. Plastic guide discs for the inner part of the wheel bends are available. End guides for guide rails are available in standard and conductive versions.



Straight guide rails for X85 pallets

Guide rail, aluminium



Guide rail

Length 3 m

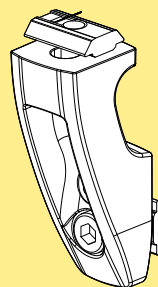
Length to order (max 3 m)

XBR5 3×38

XBR5 L×38

Guide rail bracket for X85 pallets

Guide rail bracket



Guide rail bracket for X85 pallets **XBRB 22×63 A**

Mounting:

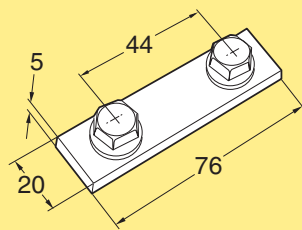
To guide rail: M6S 8×14, BRB 8.4×16, XCAN 8

To beam: M6S 8×14, BRB 8.4×16, XCAN 8

All fasteners included.

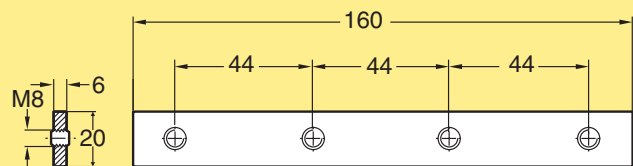
Connecting strips

Connecting strips for guide rail



Connecting strip **3924731**
Contains 2 pcs.

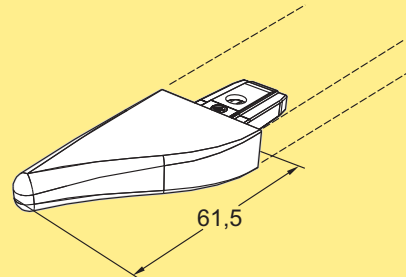
Connecting strips for beam



Connecting strip **XSCJ 6x160**
Contains 10 pcs.

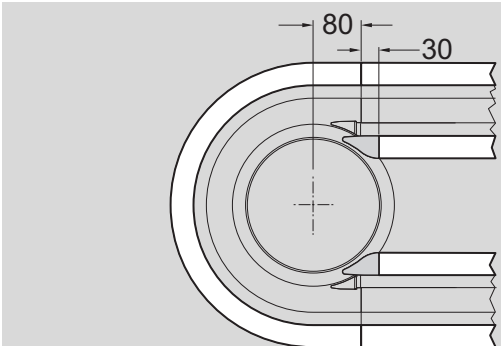
End guides

End guides for guide rail



End guide for guide rail, polyamide **XBRE 38**
End guide for guide rail, conductive polyamide **XBRE 38 E**

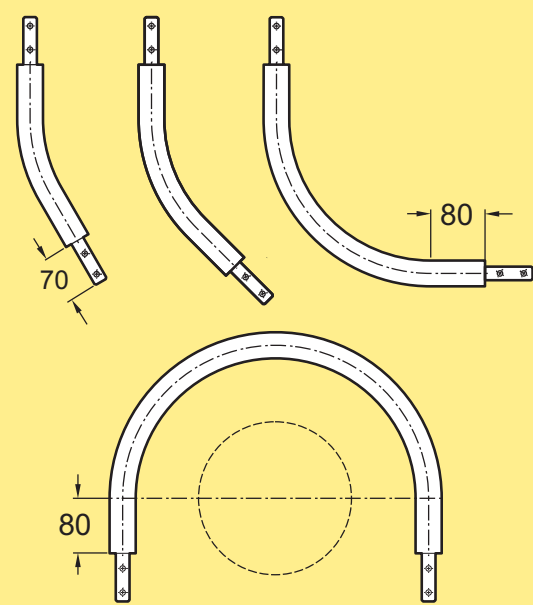
Note the cutting length difference between guide rails when using 180° wheel bends. See figure.
Note! Contains 10 pcs.



Cutting length difference

Guide rails for wheel bends

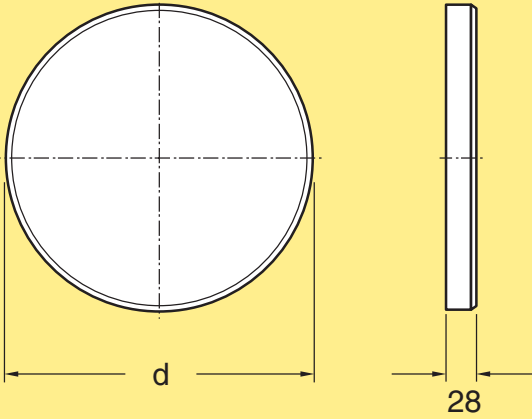
Guide rails for wheel bends



Guide rail for wheel bend
For 30° wheel bend **5059785**
For 45° wheel bend **5059786**
For 90° wheel bend **5059796**
For 180° wheel bend **5059787**

Including connecting strips

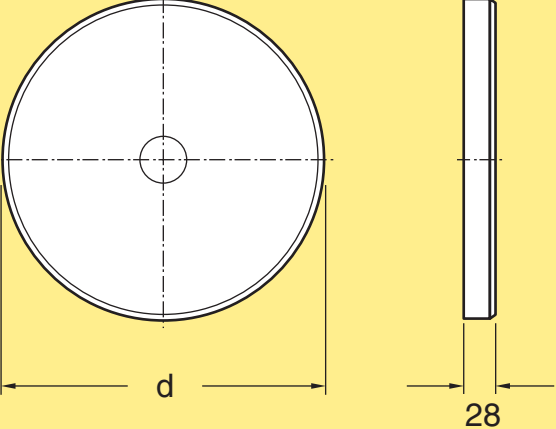
Guide disc for wheel bends



Guide disc for wheel bend
Polyamide
d = 230 mm


XLRG 235

Guide disc for wheel bend drive units



Guide disc for wheel bend drive units
Polyamide
d = 230 mm

XLRG 235 H



Locating modules

Locating modules are components for positioning pallets in preparation for operations such as assembly, machining or testing. Two types of locating modules are available:

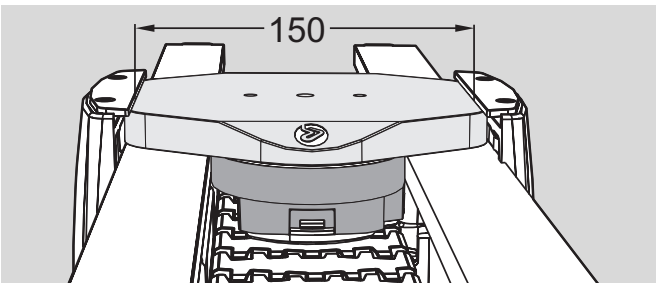
- Basic locating module
- Tunnel locating module

The locating modules are delivered complete with conveyor beam, guide rails and guide rail brackets, stops and sensor brackets for M12 sensors, for installation into a conveyor line.

The sensor for pallet in locating position is always included but other sensors, supports and RFID readers are optional.

Available pallet width

Pallets are always lifted against a hold-down surface in the locating stations, to ensure a firm location. On each side of the pallet, 5 mm are used for the hold-down surfaces. This means that the available width on the pallet surface is 150 mm. See figure. If fixtures or products are wider than 150 mm, it is necessary to attach a 10 mm high spacer between the pallet and the product or fixture.



Suitable pallet types

Pallet types B and BR should not be used with locating modules.

Ordering information

Use the online configurator to order locating modules. In the configuration process, pallet size, sensor types and RFID readers are specified. If the optional support is chosen, the height to top of pallet is also specified.

PO
CC
X45
XS
X65
X65P
X85
X85P
XH
XK
XKP
X180
X300
GR
CS
XT
HU
WL
WK
XC
XF
XD
ELV
CTL
FST
TR
APX
IDX

Basic locating module

Principles of operation

The locating module includes one pallet stop in front of the locating station, and a second pallet stop for the locating position. The pallet is lifted 2 mm by means of two locating pins up against a hold-down guide on each side of the station. All actuating movements are made by means of pneumatic cylinders.

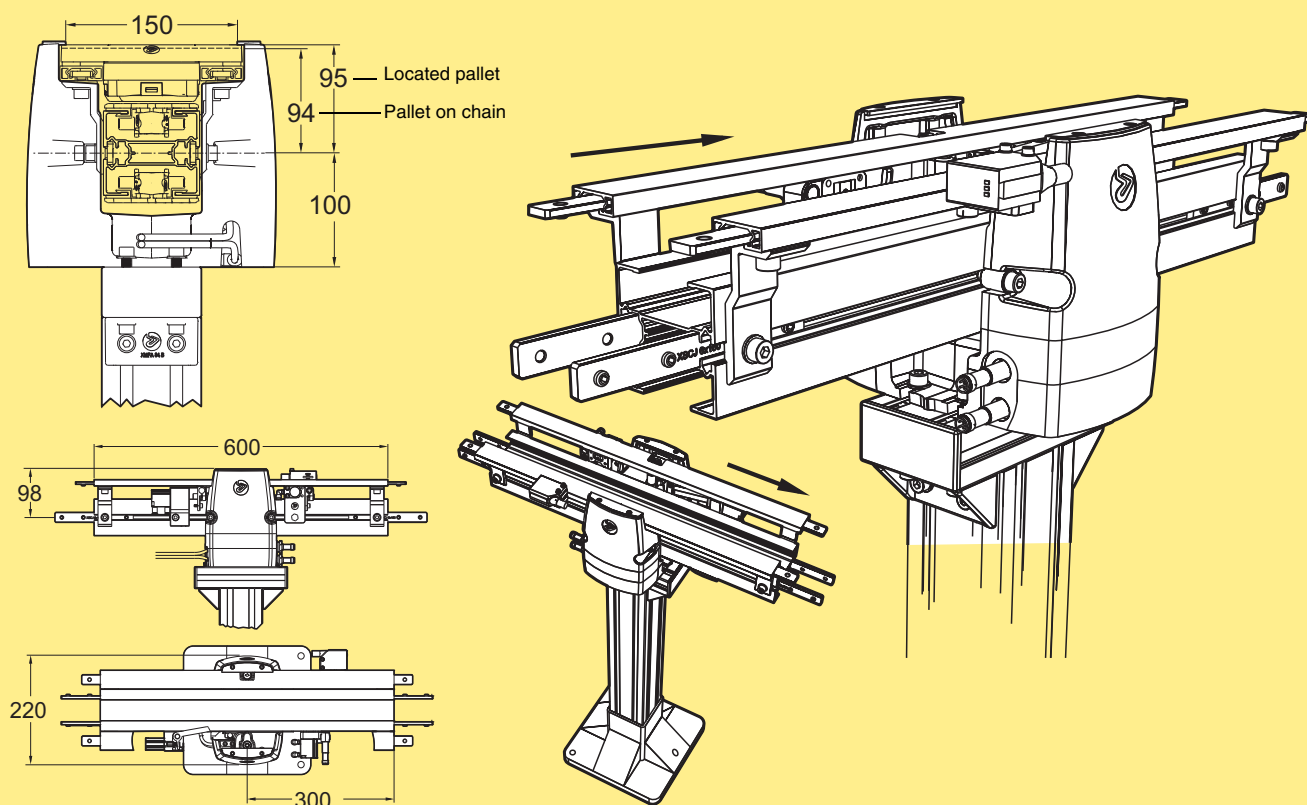
The pallet locating sensor is included in the module.

Note

Type B or BR pallets can not be used with this module.



Basic locating module



Basic locating module *

XBUL 11

**Use online configurator when ordering*

For detailed technical information, see the website <http://www.flexlink.com>.

Max total vertical load (including pallet and product) in located position is 500 N.

Effective track length: 0,6 m 1-way (1,2 m 2-way).

Locating accuracy ($\pm 0,1$ mm)

Principles of operation

The tunnel locating module is similar to the basic locating module. The tunnel locating module is available in two main configurations, one for product width of max. 160 mm and one for product width of max. 320 mm, which makes it possible to accommodate many different product sizes and shapes.

The pallet in the locating position is lifted by two locating pins against two hold-down surfaces. Then it is elevated 240 mm or 290 mm depending on which choice of tunnel station.

This allows upstream pallets to bypass the located pallet. This feature is especially valuable for lines with parallel processes.

The pallet locating sensor is included in the module.

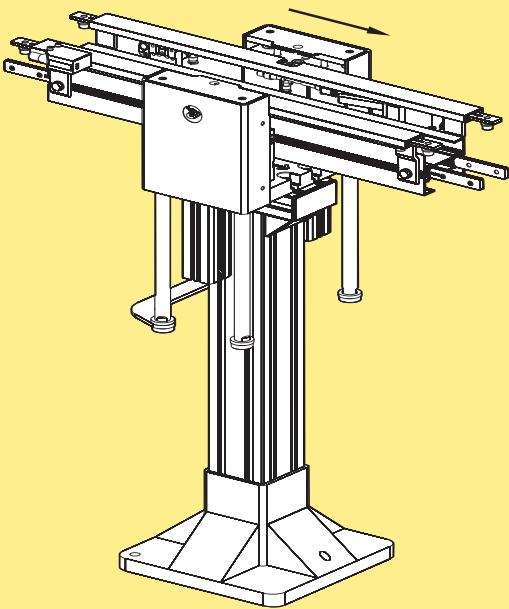
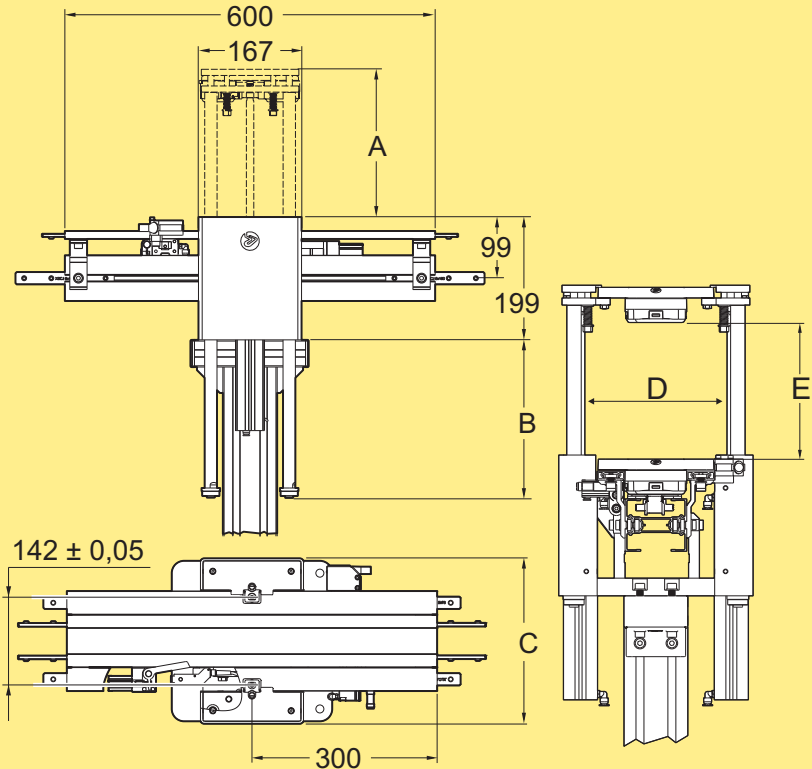
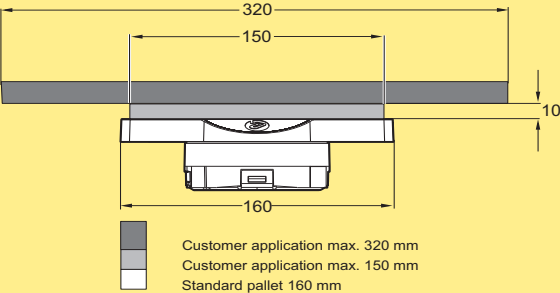
Note

Type B or BR pallets can not be used with this module.




Tunnel locating module

Size of products	Measure of length				
	A	B	C	D	E
160 mm (standard pallet)	240 mm	259 mm	268 mm	206 mm	190 mm
Max. 320 mm	290 mm	309 mm	392 mm	330 mm	240 mm



Tunnel locating module * **XBUL 11 T**

**Use online configurator when ordering
For detailed technical information, see the website <http://www.flexlink.com>.
Max total vertical load (including pallet and product) in located position is 500 N.
Effective track length: 0,6 m 1-way (1,2 m 2-way)*

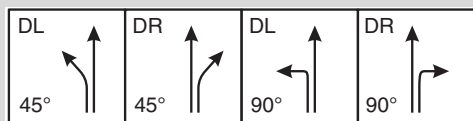


Common information

- Air pressure between 6-8 bar
- For safety reasons, the pallet stop is blocking the flow in case of a pressure drop, preventing pallets from travelling uncontrolled along the conveyor.

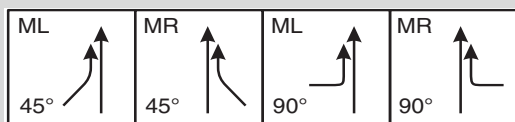
Divert modules

Divert modules are used to guide selected pallets from one conveyor to another.



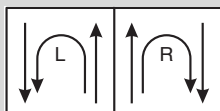
Merge modules

Merge devices are used to guide pallets back from a satellite conveyor into the main conveyor (highway).



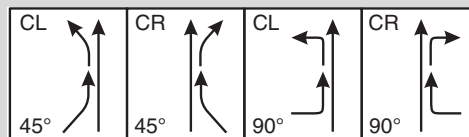
Interspace module

An interspace divert and merge module is a combination of a diverter and a merge function which permits short-cuts in a main line or satellite, for example to recirculate pallets when a workstation is busy.



Divert and merge modules

A combined divert/merge device (see photo) is used to guide selected pallets from a main conveyor (highway) into a satellite conveyor and back. The combination also permits recirculating the pallets on the satellite until the pallet is ready to return to the highway.

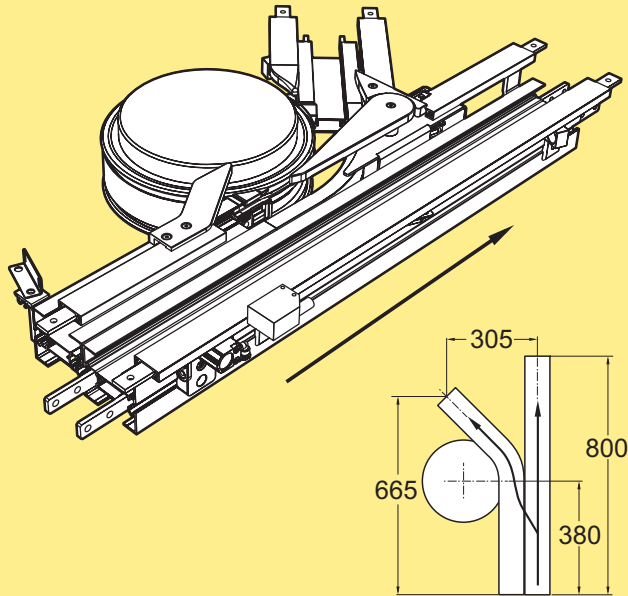


Ordering information

Diverting/merging modules must be ordered using the online configurator. To use the configurator, it is necessary to login to www.flexlink.com. First-time users need to register. After logging in, just go to “My FlexLink” and select “Online Store” in the drop-down menu. Then select “Configure modules”. Several configuration choices are presented. Click on the desired product and follow the instructions on the screen.

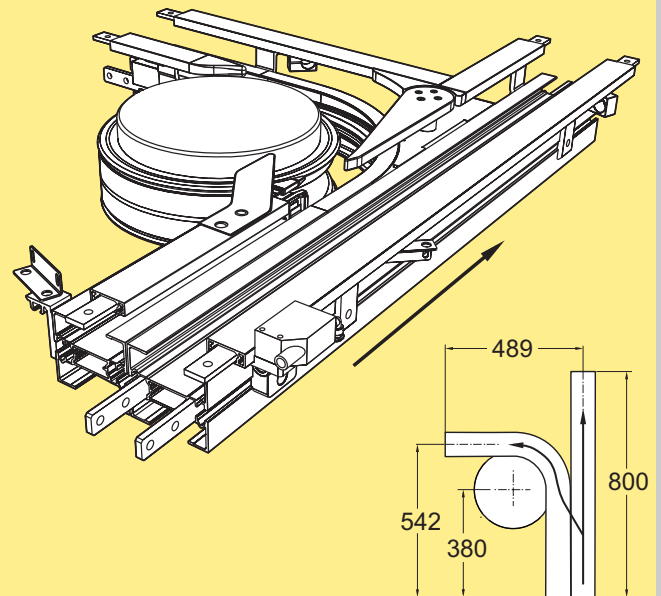
Divert modules

Divert module 45°



Divert module 45° * **XBUT 45 D**
Figure shows type L (divert to left)
*Use online configurator when ordering
Effective track length: 1,55 m 1-way (3,1 m 2-way)

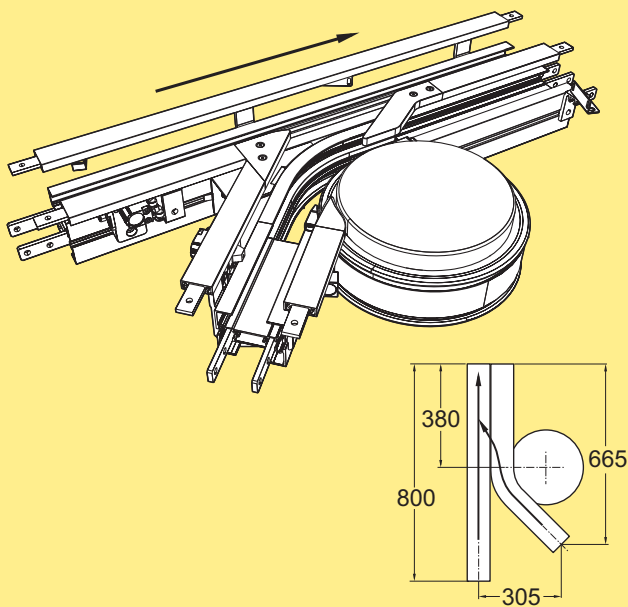
Divert module 90°



Divert module 90° * **XBUT 90 D**
Figure shows type L (divert to left)
*Use online configurator when ordering
Effective track length: 1,68 m 1-way (3,35 m 2-way)

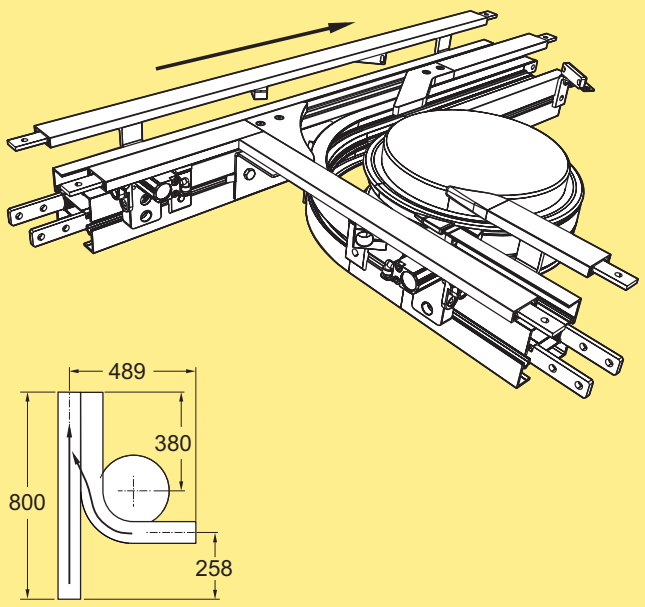
Merge modules

Merge module 45°



Merge module 45° * **XBUT 45 M**
Figure shows type R (merge from right)
*Use online configurator when ordering
Effective track length: 1,55 m 1-way (3,1 m 2-way)

Merge module 90°



Merge module 90° * **XBUT 90 M**
Figure shows type R (merge from right)
*Use online configurator when ordering
Effective track length: 1,68 m 1-way (3,35 m 2-way)

PO

CC

X45

XS

X65

X65P

X85

X85P

XH

XK

XKP

X180

X300

GR

CS

XT

HU

WL

WK

XC

XF

XD

ELV

CTL

FST

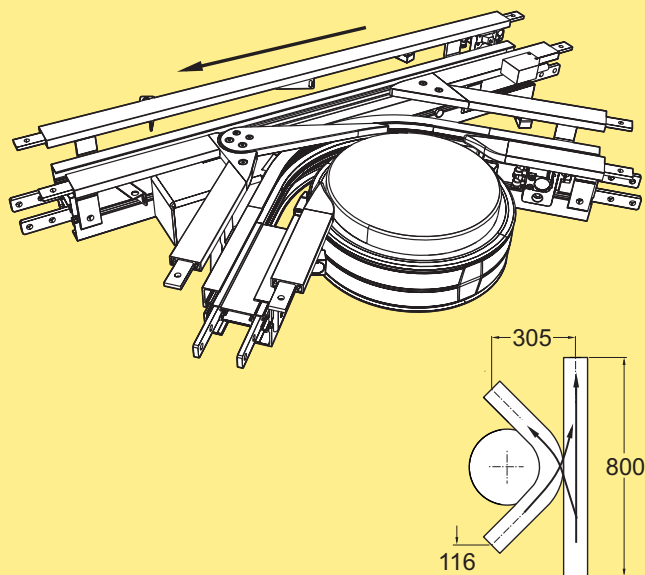
TR

APX

IDX

Divert and merge modules

Divert and merge module 45°



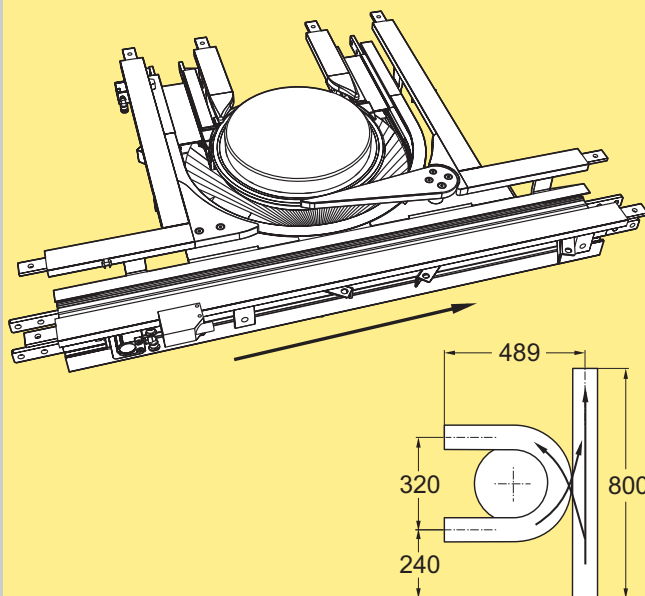
Divert and merge module 45° * **XBUT 45 C**

Figure shows type L (divert to left, merge from left)

*Use online configurator when ordering

Effective track length: 1,54 m 1-way (3,07 m 2-way)

Divert and merge module 90°



Divert and merge module 90° * **XBUT 90 C**

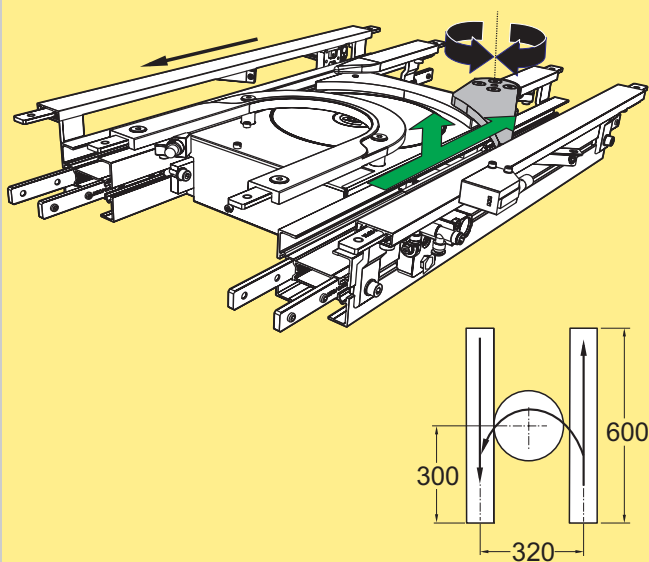
Figure shows type L (divert to left, merge from left)

*Use online configurator when ordering

Effective track length: 1,79 m 1-way (3,57 m 2-way)

Interspace module

Interspace divert and merge module



Interspace divert and merge module * **XBUT 180 C**

Figure shows type L (divert to left)

*Use online configurator when ordering

Effective track length: 1,20 m 1-way (2,40 m 2-way)

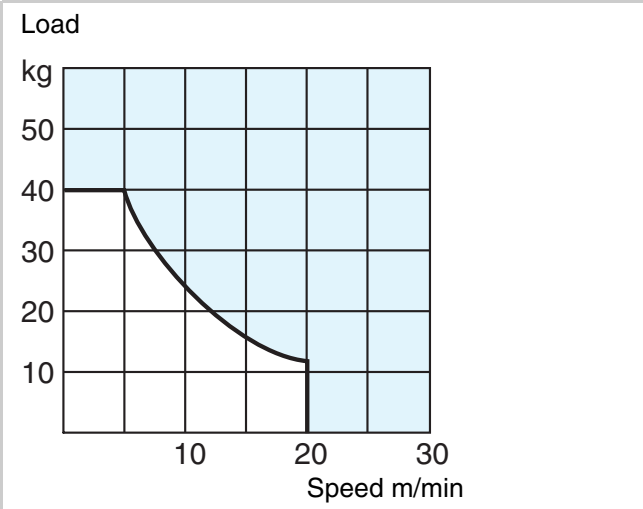

Principles of operation

Pneumatic pallet stops are used to stop pallets at selected positions along the line. Proximity sensors can be attached to the stop using bracket XBPB 12 H. An initiator plate, page 202 is attached to the front guide disc of the pallet. The stop is then mounted on the left side of the conveyor.

The stop is double-acting, but also includes an integrated spring for stop out if air supply is cut off.

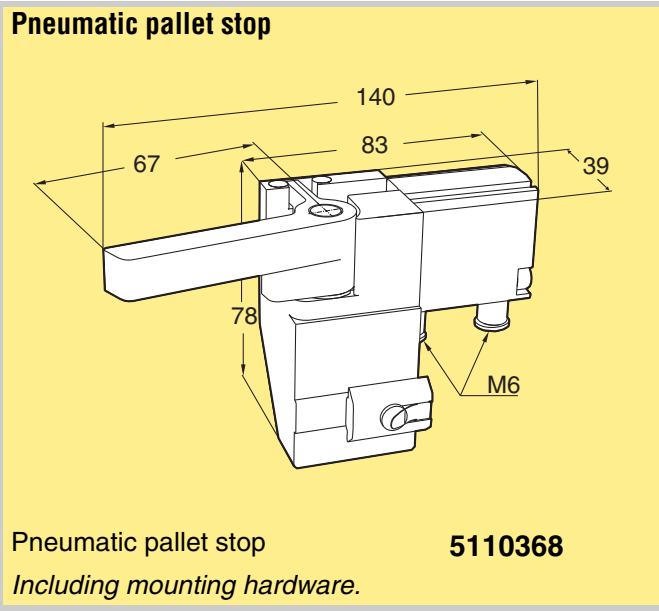
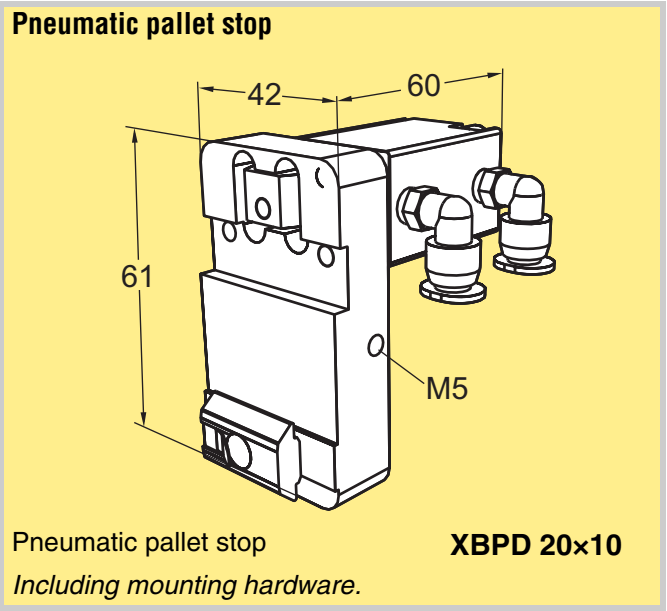
It is possible to stop the pallet on the rear guide disc too, but in this case the pneumatic stop must be rotated 180°.

The sensor bracket XBPB 12 H can be mounted directly to the side of the stop, or to the T-slot on the underside of the guide rail.

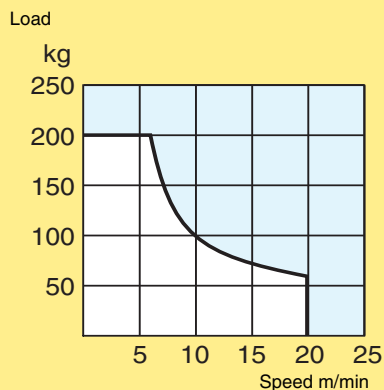


The diagram shows the maximum permissible weight of a group of pallets (product weight + pallet weight) that the Stop device is capable of stopping, as a function of the conveyor speed.

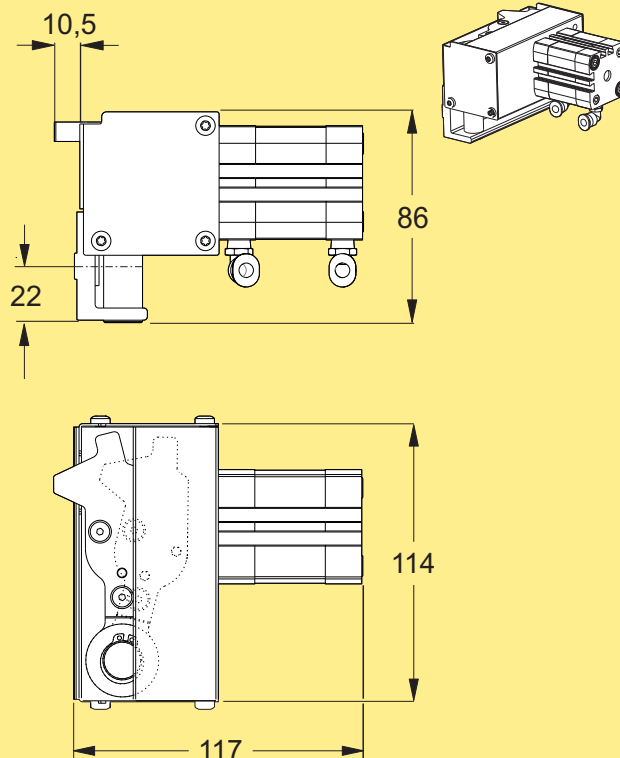
Pallet stops



Pneumatic stop



The diagram shows the maximum permissible weight of a group of pallets (product weight + pallet weight) that the stop device is capable of stopping, as a function of the conveyor speed.




Pneumatic stop device
Double-actuated

XBPD 32×15 C

Housing: anodized aluminium. Cover: stainless steel. For use with cylinder position sensor. Including Ø6 pipe connections and the necessary mounting hardware. The stop is double-acting, but also includes an integrated spring for stop out if air supply is cut off.

Connection: G 1/8". Stroke: 10 mm. Locating accuracy: ±1 mm.

Bracket for horizontal proximity switch



Bracket for horizontal proximity switch
For M12 sensors

XBPB 12 H

Sensors should have a sensing distance of 8 mm
Screw, washer and nut for the clamp part are included.

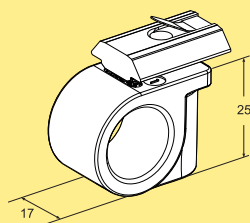
Mounting to pallet stop XBPD 20×10:

MC6S 5×12, BRB 5.3×10

Mounting to T-slot:

MC6S 5×12, BRB 5.3×10, XCAN 5

Bracket for photo eye

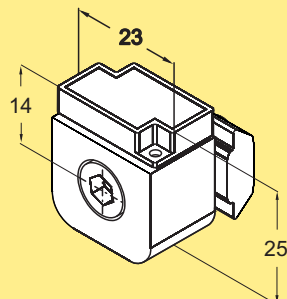


Bracket for photo eye

5059001 A

Including mounting hardware.

Reflector



Reflector

5111135

Including mounting hardware.

PO

CC

X45

XS

X65

X65P

X85

X85P

XH

XK

XKP

X180

X300

GR

CS

XT

HU

WL

WK

XC

XF

XD

ELV

CTL

FST

TR

APX

IDX

