



## Content

End drive unit - XM 1	
End drive unit, type J .....	5
End drive unit, direct drive .....	7
End drive unit, overhead motor .....	9
End drive unit, guided .....	11
Double drive unit- XM .....	15
Double drive unit (c/c 86 mm) .....	16
Double drive unit .....	18
Double drive unit (c/c 130- 350 mm) .....	19
Intermediate drive unit- XM .....	21
Intermediate drive unit .....	22
Catenary drive unit - XM .....	25
Catenary drive unit .....	26
Horizontal bend drive unit XM .....	31
Direct drive unit for vertical wedge conveyor – XM .....	35
Direct drive unit for light loads - XM .....	39
Synchronous drive unit for vertical wedge conveyor – XM .....	43
End drive unit XM Type C, direct drive without slip clutch .....	47
0-unit XMEB 0 CNLP/CNRP .....	48
End drive unit XM Type M, direct drive without slip clutch .....	49
0-unit XMEB 0 MNLP/MNRP .....	50
End drive unit XM Type H SA37, direct drive without slip clutch .....	51
Idler end unit - XM .....	55
Idler end unit XM Type S .....	57
Complete wheel bend .....	61
Spare parts Slide rails - XM .....	65
Spare parts Guide rail cover - XM 6 .....	7
Spare parts Chains - XM .....	69
End drive unit for stainless steel conveyor – XM .....	71
Idler end unit for stainless steel conveyor – XM .....	74
Drive unit and Idler end unit XMY .....	75
Product designations in alphanumeric order .....	79

### © Copyright FlexLink 2026

The contents of this publication are the copyright of the publishers and may not be reproduced (even extracts) unless permission is granted. Every care has been taken to ensure the accuracy of the information but no liability can be accepted for any errors or omissions. The right is reserved to make design modifications.

### Patents

Essential parts of the FlexLink product range are protected by patents and design regulations.  
Drawings are made to European standards.

**1. How to read the catalogue:** Open the catalogue and from the Table of content or the PDF navigation bar locate the group in which the part you want to find is present. Turn over to the concerned page number by a "click". Now find out the figure of the part you wish to order. Jot down the part number against that particular figure number from the text. In case, if you have the part number and you need the other details, the part index can be used. The part index (at the end of the catalogue) will give you the figure and page number of the part you wish to order.

Please note that product images may look different from the actual product.

**2. How to order spare parts:** The part number and the description of the part required should be invariably mentioned in the order as per the catalog text. The latest part number as conveyed through our service circulars should only appear on the order. In case of ordering colored components, color code of the components should be mentioned. The quantity shown against the part number is the quantity per unit for that group so that particular quantity should be multiplied by the number of sets required.

**3. Abbreviations:** The following abbreviations are used in this catalog:

assly.	Assembly
V	Volts
N.I.	Not illustrated
W	Watt
Comp.	Complete
Fr	Front
Std.	Standard
L	Length
A/t.	Alternate
Rr	Rear
L.H.	Left hand
R.H.	Right hand
AR	As required
<i>(Part number)</i> Part number presented in "parentheses" and in Italic character style	Parts are included in a Spare parts kit.
*)	These items can only be purchased as part of a kit and when an item has an * the corresponding item always is placed between brackets (..) see above.
Recommended Spare part	Parts which are usually kept in stock and have short turnaround (See item 4)

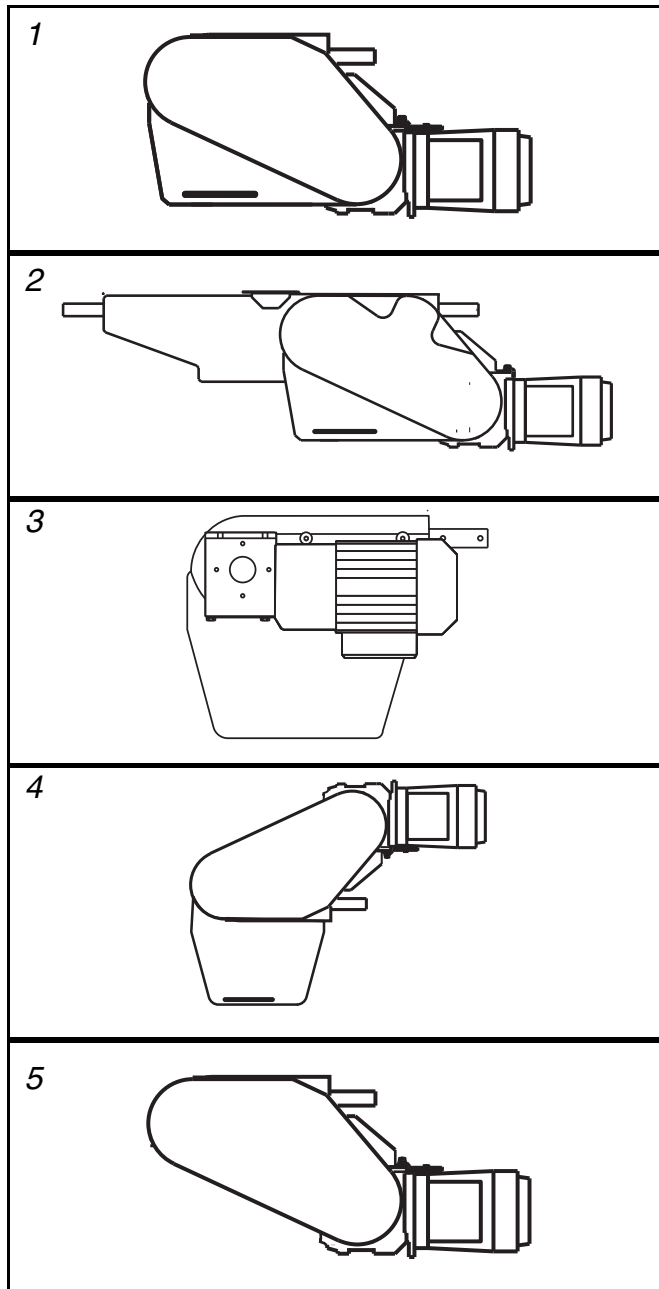
**4. Recommended Spare parts:** Several items of the complete spare parts overview are earmarked as recommended spare parts. FlexLink advises its customers to purchase and stock these specific items for replacement in case of failure of the original item. The recommended spares are limited to only these items for which the cost of buying is in a fair relationship to the risk (i.e. probability \* impact) of sudden failure. It merely consists of wear parts and some electrical and pneumatic components.



# Spare parts End drive unit - XM

Technical information from FlexLink

## End drive unit - XM



### Revision list

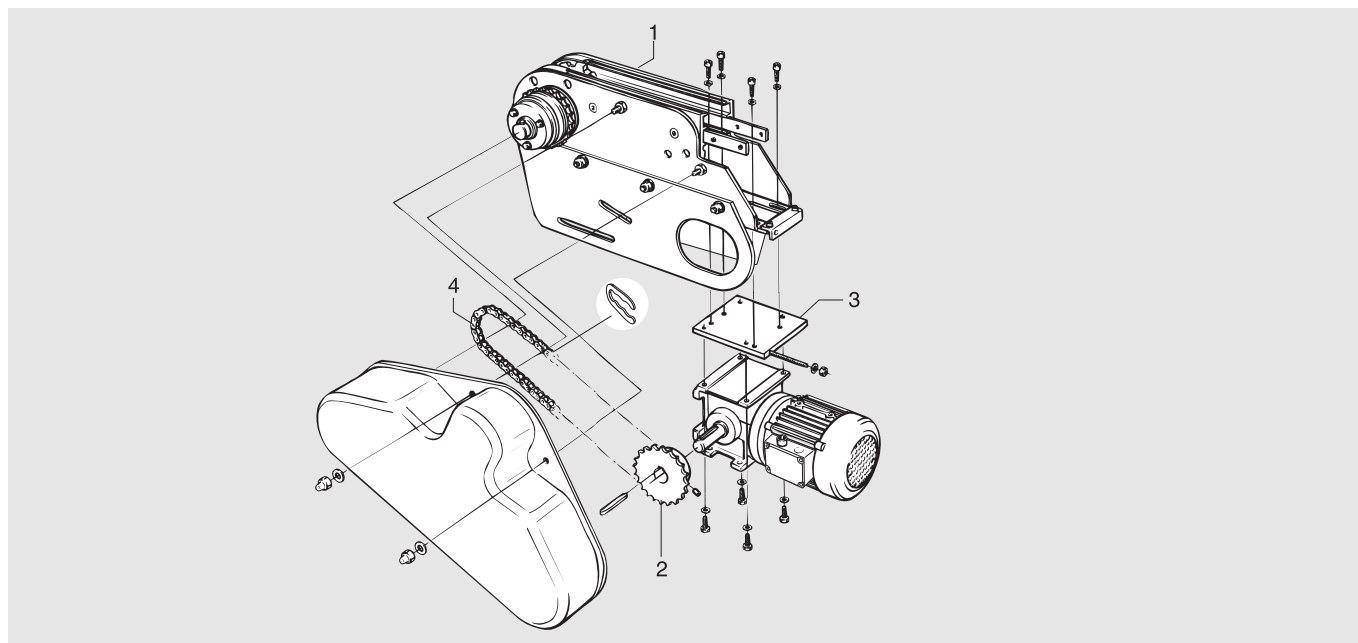
XM001-E8

Document designation	Date	Type of revision	Entered by
XM001-E1	98-10-14	New version	Enator
XM001-E3	08-10-03	Spare part kits added	JE
XM001-E4	09-03-19		JE
XM001-E5	10-07-14	Added new column	CB
XM001-E6	19-12-09	Updated sprocket wheel table	ML
XM001-E7	20-11-18	Updated logo & list	TG
XM001-E8	21-12-16	update: p4,13 side plates p4 steering guides	TG
XM001-E9	23-11-08	Slack protection updated HLP	TG
XM001-E10	24-12-12	Updated note for part 5117108.	IR

## End drive unit

### Complete unit- XMEB\_HL/HR/HLA/HRA

For SEW S37 gearmotor



Item	Description	Part No	Qty	Comments	Recommended Spare parts
1	0-unit (left-hand version)	XMEB 0 HL/HLA	1	See next page for details	
	0-unit (right-hand version)	XMEB 0 HR/HRA	1	See next page for details	
	Motor alternative, see Drive unit guide 5014				
2	Sprocket wheel 1/2" including grub screw		1	See table below	
3	Adapter plate including bolts and washers	3924407	1	For SEW S37 gearmotor	
	Adapter plate			Blind adapter plate	
4	Transmission chain 1/2" including connecting link	3921638	1	ISO/R- 1967- 08B- 1 (ISO)	
	Transmission chain 1/2" including connecting link	5044948	1	ISO/R- 1967- 08A- 1 (ANSI)	

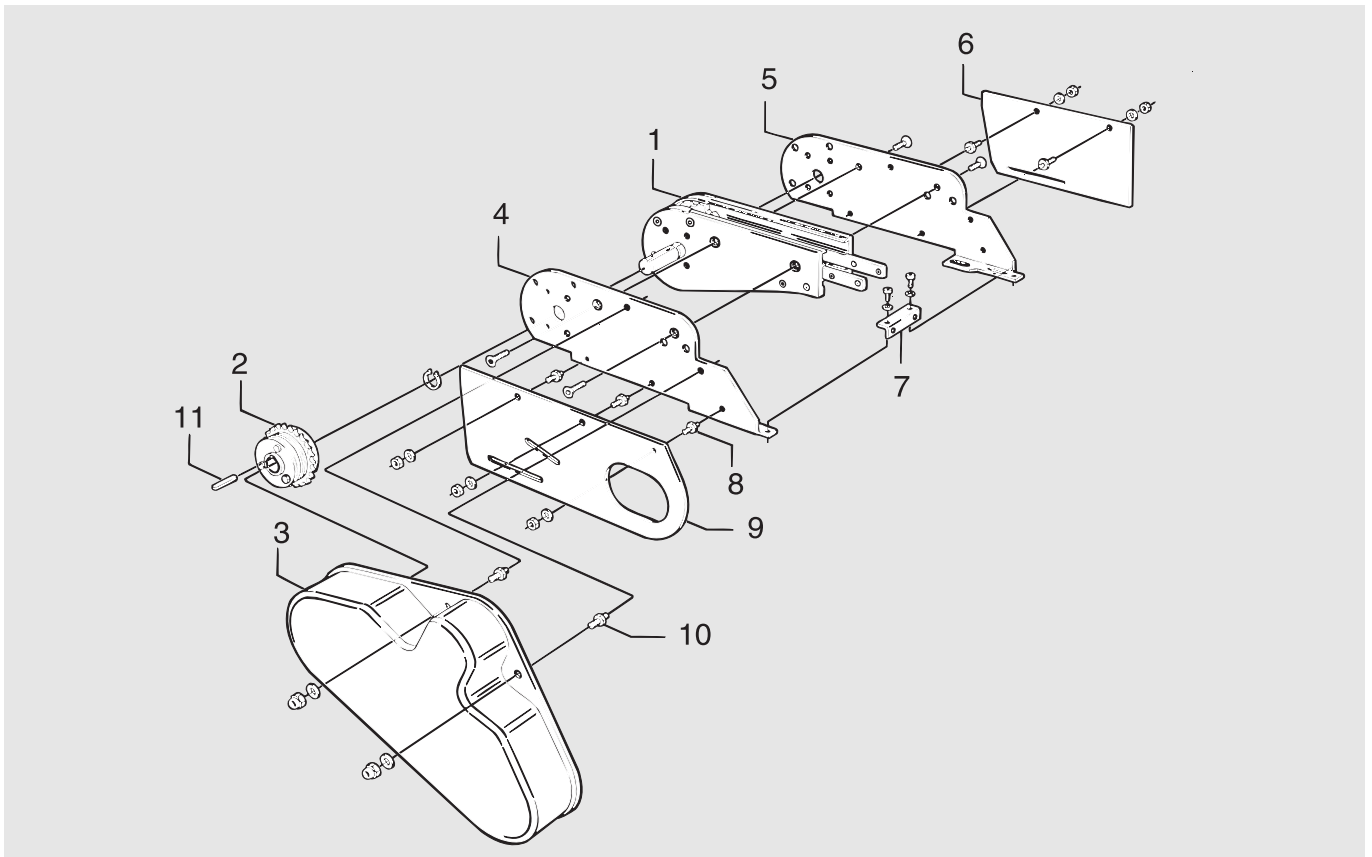
### Important

Items 2-4 must be ordered separately when ordering a 0-unit (item 1). The sprocket wheel (item 2) should be specified in accordance with the following table:

Sprocket wheel 1/2"	Part No (SEW)	Shaft diameter
z=19 ISO	3924438	20
z=21 ISO	3924439	20
z=23 ISO	3924440	20
z=25 ISO	3921258	20
z=15 ANSI	5044935	19,05
z=17 ANSI	5044936	19,05
z=19 ANSI	5044937	19,05
z=21 ANSI	5044938	19,05
z=23 ANSI	5044939	19,05
z=25 ANSI	5044940	19,05

## End drive unit

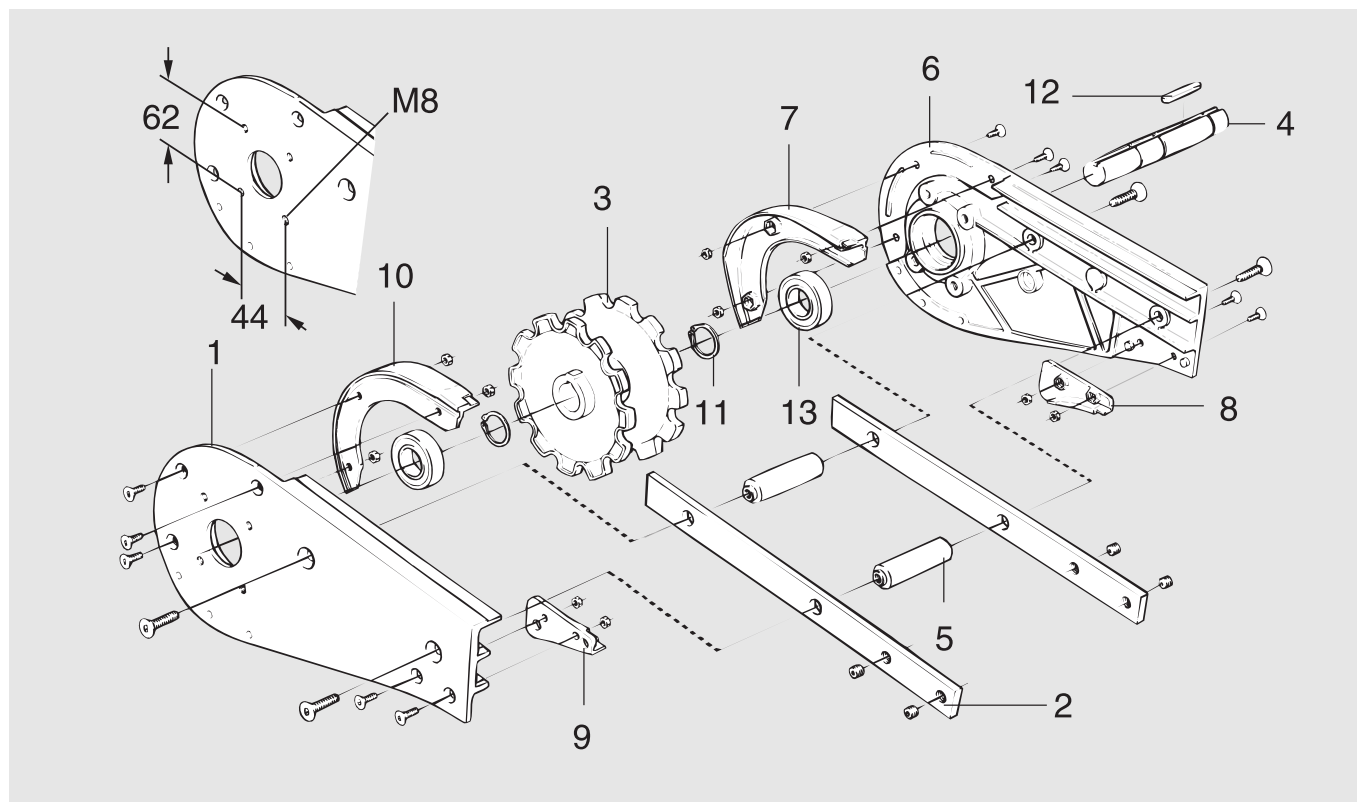
### 0-unit – XMEB 0 HL/HR/HLA/HRA



Item	Description	Part No	Qty	Comments	Recommended Spare parts
1	Basic unit (left-hand version)	XMEB 0 HLU	1	See next page for details	
	Basic unit (right-hand version)	XMEB 0 HRU	1	See next page for details	
2	Slip clutch Ø25 mm	5053981	1	ISO	
	-Slip clutch, Spare parts kit	5056817	1	ISO, incl. cup spring, ball, chain wheel.	X
	Slip clutch Ø25 mm	5054000	1	ANSI	
	-Slip clutch, Spare parts kit	5056820	1	ANSI, incl. cup spring, ball, chain wheel.	X
3	Transmission cover	3904431	1		
4	Motor bracket L	3904632	1		
5	Motor bracket R	3904633	1		
6*	Slack protection R	(3904665)	1	See kit below	
7	Adjusting block	3924288	1		
8*	Screw	(3904862)	5	See kit below	
9*	Slack protection L	(3904666)	1	See kit below	
10*	Screw	(3904855)	2	See kit below	
11	Thin parallel key	8×7–25	1	DIN 6885A h9	
*) 6+9	Slack protection kit	5111566	1	R+L	
*) 8	Distance screw kit	5111600	1	Kit contains 10pcs	
*) 10	Distance screw kit	5111599	1	Kit contains 10pcs	

## End drive unit

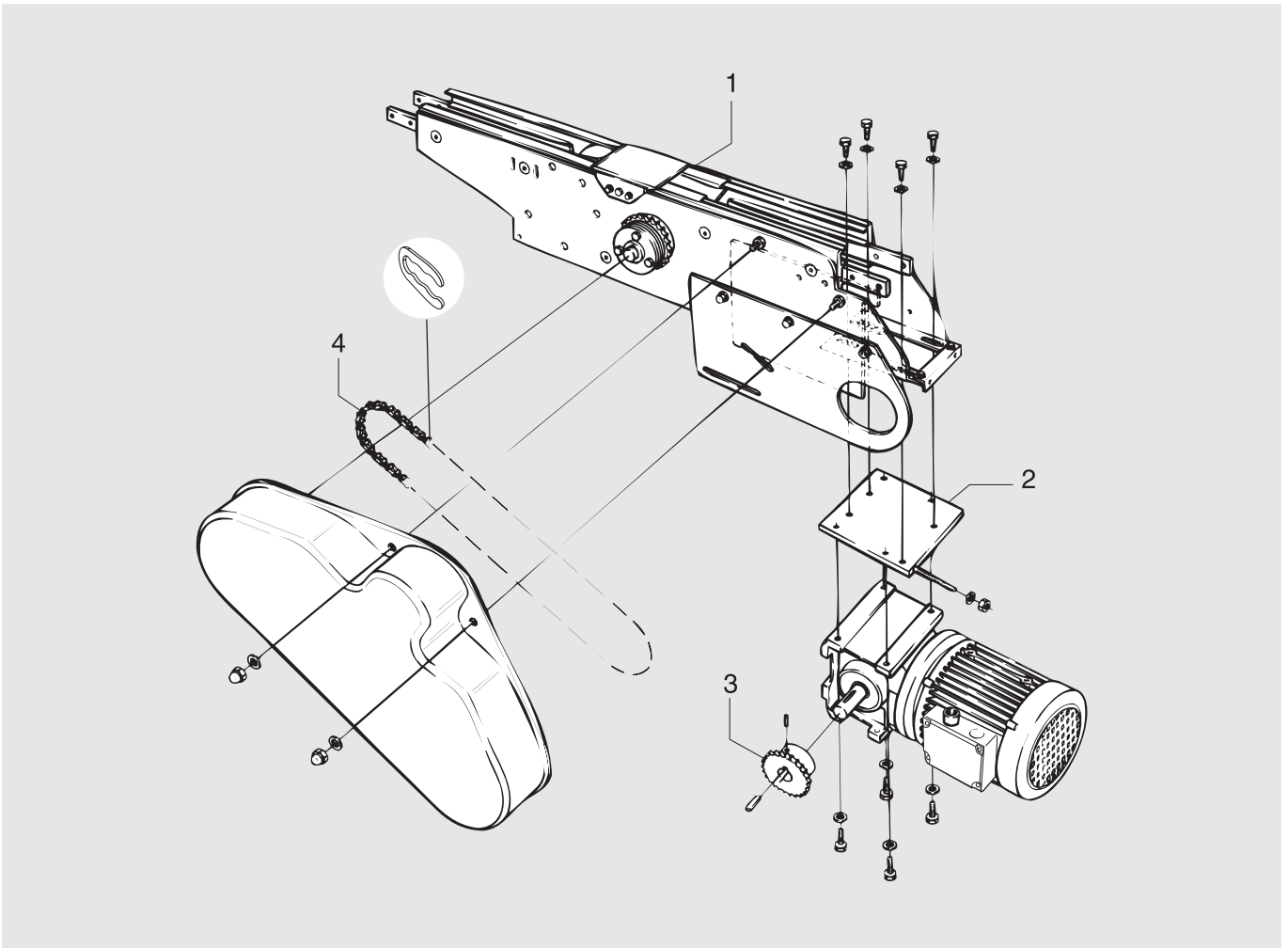
### Basic unit-XMEB 0 HLU/HRU



Item	Description	Part No	Qty	Comments	Recommended Spare parts
1*	Side plate L	(FLX1002225)	1	See kit below	
2	Connecting strip	3921123	2		
3*	Drive wheel	5111617	1	(3904457)	X
4*	Drive shaft	(3904459)	1	See kit below	
5	Spacer	3904440	2		
6*	Side plate R	(FLX1002224)	1	See kit below	
7*	Steering guide R	(FLX1003696)	1	See kit below	
8*	Guide R	(3904456)	1	See kit below	
9*	Guide L	(3904742)	1	See kit below	
10*	Steering guide L	(FLX1003701)	1	See kit below	
11*	Retaining ring	DIN 471	3	See kit below	
12*	Thin parallel key	DIN 6885A h9	1	8x7-40, See kit below	
13*	Bearing	(6205-2RS1/C3)	2	See kit below	
*)1+6	Side plate kit	5111586	1	LH+RH	
*)3+4, 11-13	Spare part kit, Drive wheel	5111177	1		X
*)8+9	Spare part kit Guide	5111607	1	L+R	X
*) 7+10	Spare part kit Steering guide	5111606	1	L+R	X

## End drive unit, type J

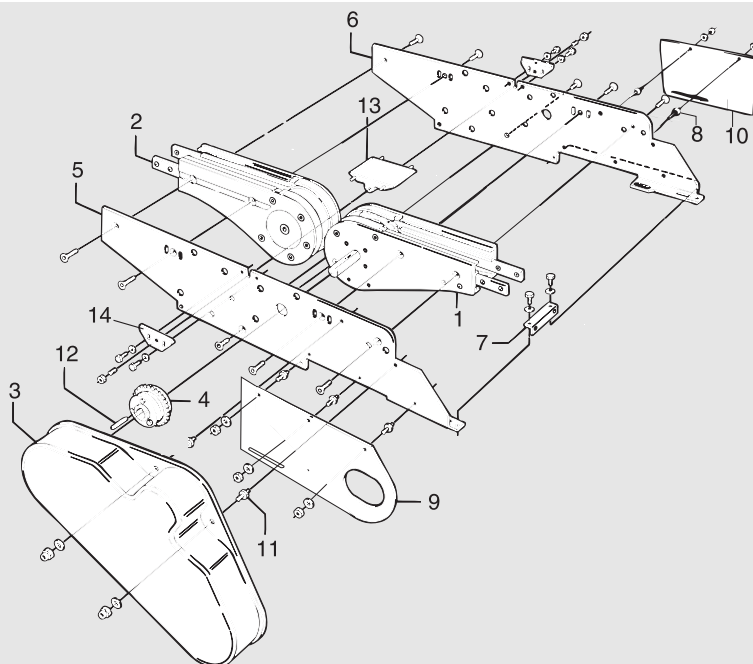
### Complete unit- XMEB\_HLJ/HRJ



Item	Description	Part No	Qty	Comments	Recommended Spare parts
1	0-unit (left-hand version)	XMEB 0 HLJ/HLAJ	1	See next page for details	
	0-unit (right-hand version)	XMEB 0 HRJ/HRAJ	1	See next page for details	
2	Adapter plate SEW 37	See page 2	1		
	Adapter plate SEW 37	See page 2	1		
3	Sprocket wheel	See page 2	1		
4	Transmission chain including connecting link	See page 2	1		

## End drive unit, type J

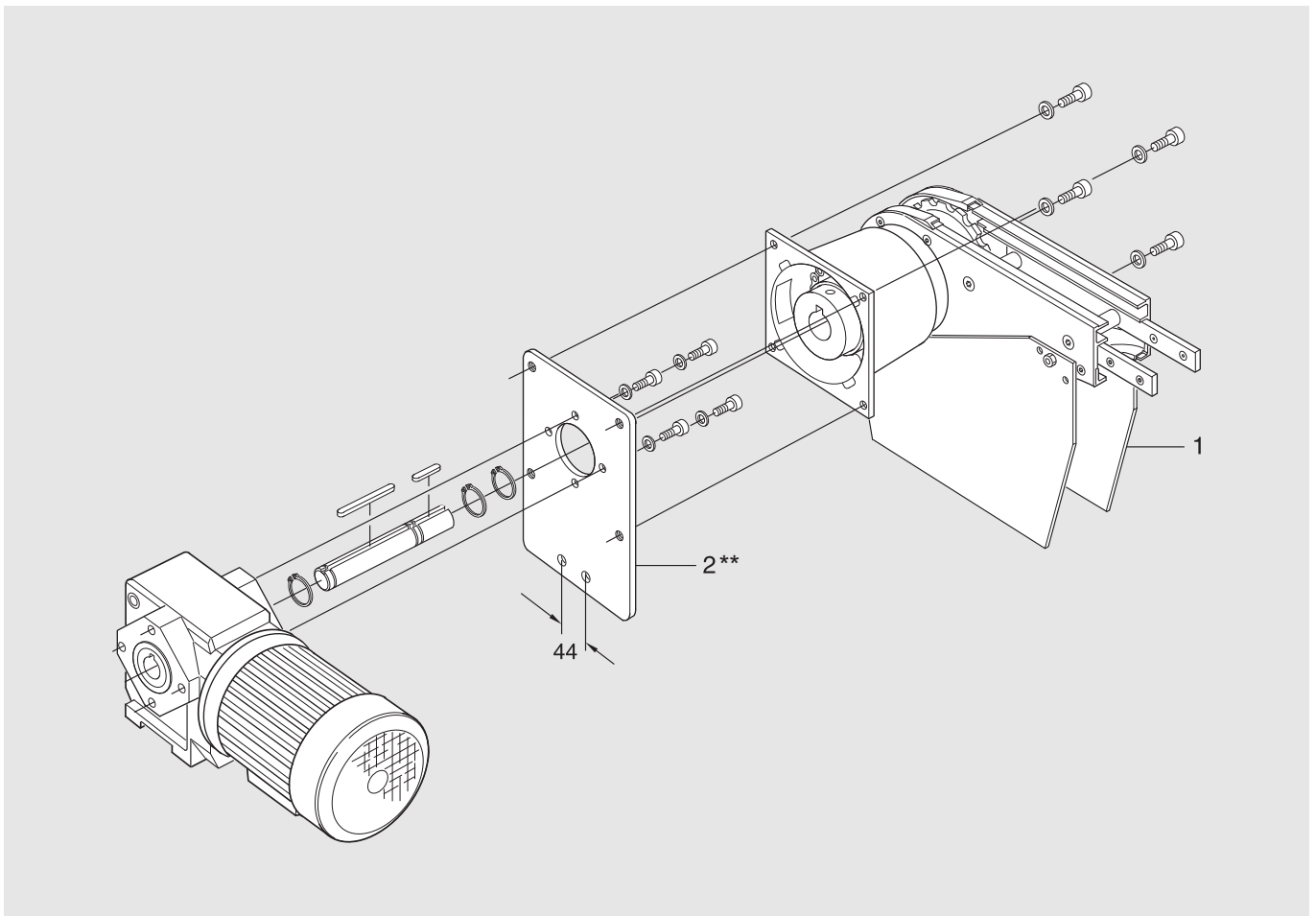
### 0-unit – XMEB 0 HLJ/HRJ/HLAJ/HRAJ



Item	Description	Part No	Qty	Comments	Recommended Spare parts
1	Basic unit (left-hand version)	XMEB 0 HLU	1	See page 4	
	Basic unit (right-hand version)	XMEB 0 HRU	1	See page 4	
2	Idler unit	XMEJ 315	1	Steering need to be adjusted	
3	Transmission cover	3904431	1		
4	Slip clutch Ø25 mm	5053981	1	ISO	
	-Slip clutch, Spare parts kit	5056817	1	ISO, incl. cup spring, ball, chain wheel.	X
	Slip clutch Ø25 mm	5054000	1	ANSI	
	-Slip clutch, Spare parts kit	5056820	1	ANSI, incl. cup spring, ball, chain wheel.	X
5	Motor bracket L	3921461	1		
6	Motor bracket R	3921462	1		
7	Adjusting block	3924288	1		
8*	Screw	(3904862)	5	See kit below	
9*	Slack protection L	(3904666)	1	See kit below	
10*	Slack protection R	(3904665)	1	See kit below	
11*	Screw	(3904855)	2	See kit below	
12	Thin parallel key	DIN 6885A h9	1	8x7x 25	
13	Bridge	3924489	1		
14	Adjustment plate	3905278	2		
*)8	Distance screw kit	5111600	1	Kit contains 10pcs	
*)9+10	Slack protection kit	5111566	1	LH+RH	
*)11	Distance screw kit	5111599	1	Kit contains 10pcs	

## End drive unit, direct drive

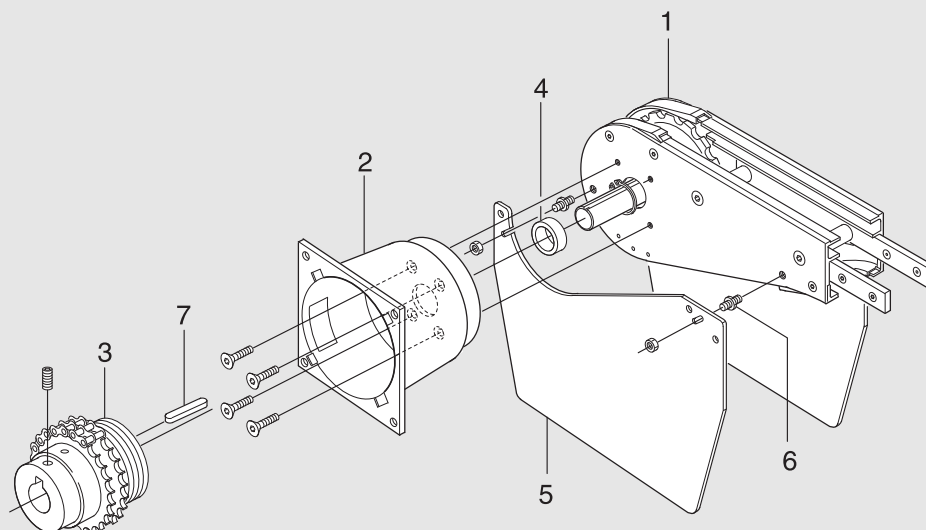
### Complete unit-XMEB\_HLP/HRP/HLAP/HRAP For SEW SA37 gearmotor



Item	Description	Part No	Qty	Comments	Recommended Spare parts
1	0-unit (left-hand version)	XMEB 0 HLP/HLAP	1	See next page for details	
	0-unit (right-hand version)	XMEB 0 HRP/HRAP	1	See next page for details	
	Motor, see Drive unit guide 5014				
2	Adapter plate including bolts, washers and shaft	5117108	1	SEW SA37 gearmotor ** The illustration shows part no 3920088	

## End drive unit, direct drive

### 0-unit – XMEB 0 HLP/HRP/HLAP/HRAP

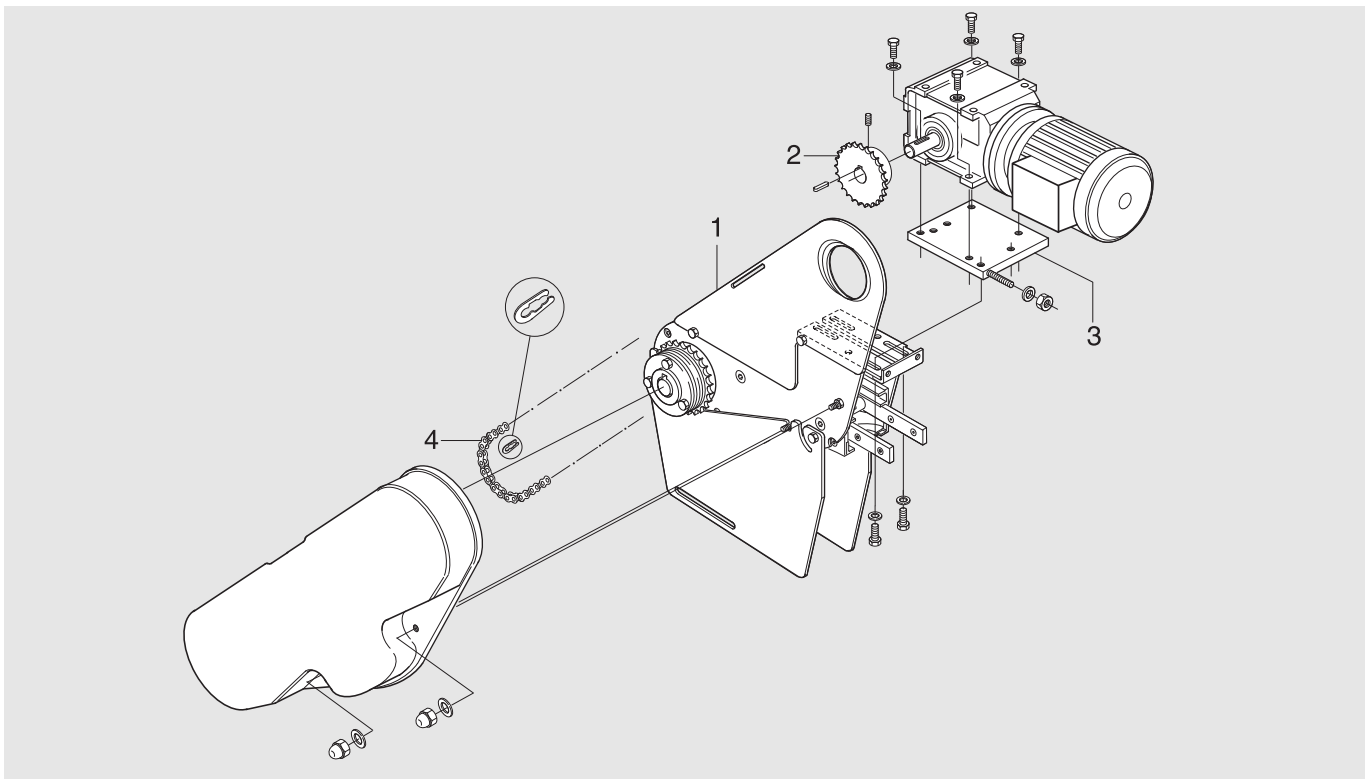


Item	Description	Part No	Qty	Comments	Recommended Spare parts
1	Basic unit (left-hand version)	XMEB 0 HLU	1	See page 4 for details	
	Basic unit (right-hand version)	XMEB 0 HRU	1	See page 4 for details	
2	Flange	3920084	1		
3	Slip clutch Ø20-Ø25 mm	5054003	1		X
4	Distance ring	3921652	1		
5*	Slack protection	(5111581)	1	See kit below	
6*	Screw	(3925718)	4	See kit below	
7	Thin parallel key	DIN 6885 A h9	1	8x 7x 40	
*)5	Slack protection kit	5111564	1	LH+RH	
*)6	Distance screw kit	5111598	1	Kit contains 10 pcs	

## End drive unit, overhead motor

Complete unit – XMEH \_ HL/HR/HLA/HRA

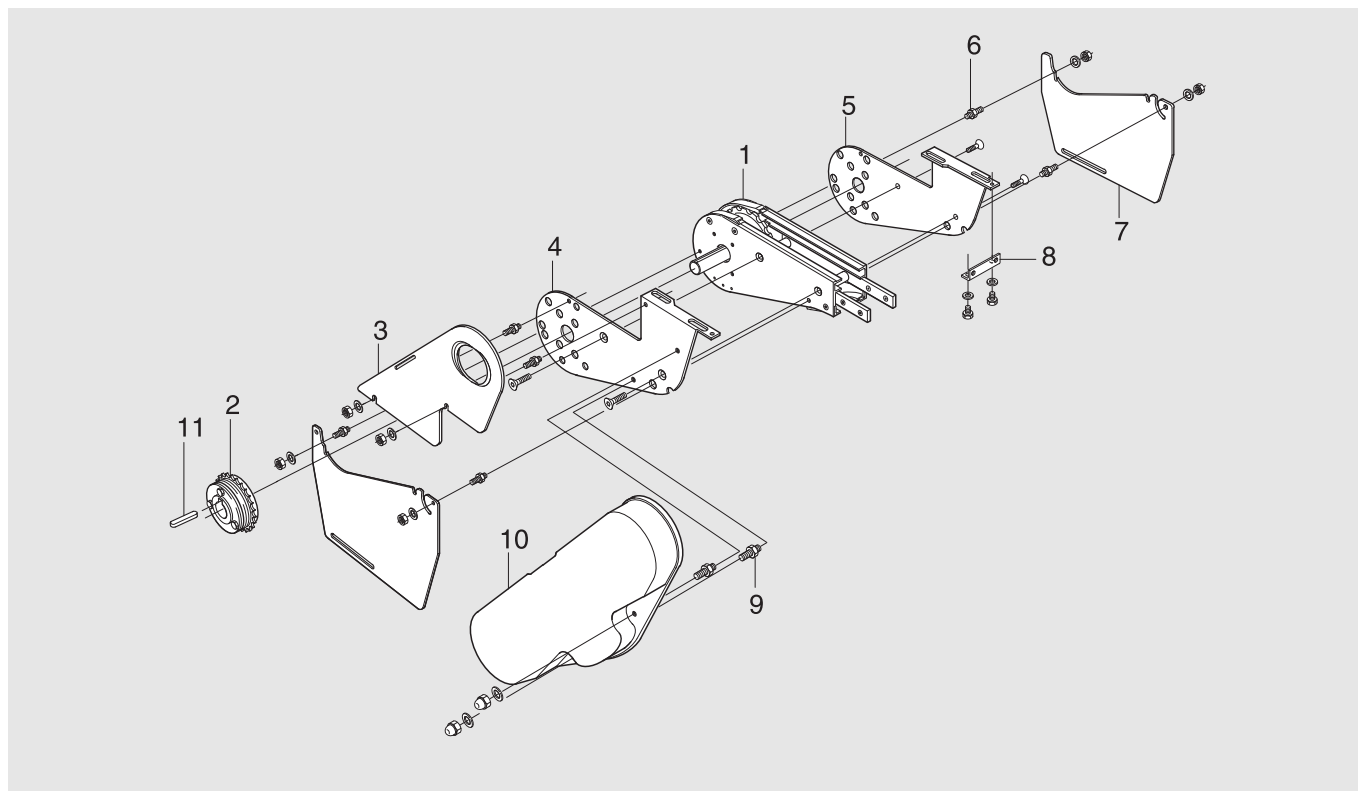
For SEW S37 gearmotor



Item	Description	Part No	Qty	Comments	Recommended Spare parts
1	0-unit (left-hand version)	XMEH 0 HL/HLA	1	See next page for details	
	0-unit (right-hand version)	XMEH 0 HR/HRA	1	See next page for details	
	Motor, see Drive unit guide 5014				
2	Sprocket wheel 1/2" including grub screw	See page 2	1		X
3	Adapter plate including bolts and washers	See page 2	1		
	Adapter plate	See page 2	1		
4	Transmission chain 1/2" including connecting link	See page 2	1		X
	Transmission chain 1/2" including connecting link	See page 2	1		X

## End drive unit, overhead motor

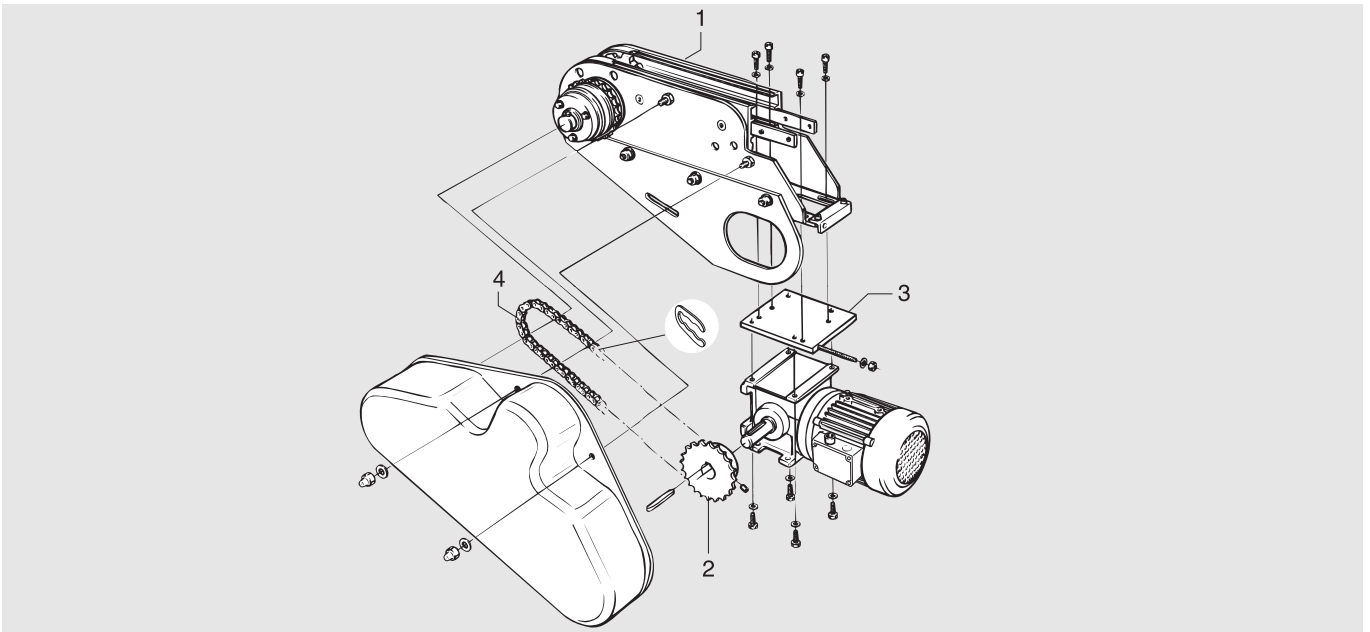
### 0-unit – XMEH 0 HL/HR/HLA/HRA



Item	Description	Part No	Qty	Comments	Recommended Spare parts
1	Basic unit (left-hand version)	XMEB 0 HLU	1	See page 4 for details	
	Basic unit (right-hand version)	XMEB 0 HRU	1	See page 4 for details	
2	Slip clutch Ø25 mm	5053981	1	ISO	
	-Slip clutch, Spare parts kit	5056817	1	ISO, incl. cup spring, ball, chain wheel.	X
	Slip clutch Ø25 mm	5054000	1	ANSI	
	-Slip clutch, Spare parts kit	5056820	1	ANSI, incl. cup spring, ball, chain wheel.	X
3	Safety guard	3920751	1		
4	Motor bracket L	3920753	1		
5	Motor bracket R	3920752	1		
6*	Screw	(3904862)	6	See kit below	
7	Slack protection	3926375	2		
8	Adjusting block	3924288	1		
9*	Screw	(3904855)	2	See kit below	
10	Transmission cover	3926374/ 3927191	1	Need to be adjusted: 3926374 Right 3927191 Left	
11	Thin parallel key	DIN 6885A h9	1	8x7x25	
*6	Distance screw kit	5111600	1	Kit contains 10pcs	
*9	Distance screw kit	5111599	1	Kit contains 10pcs	

## End drive unit, guided

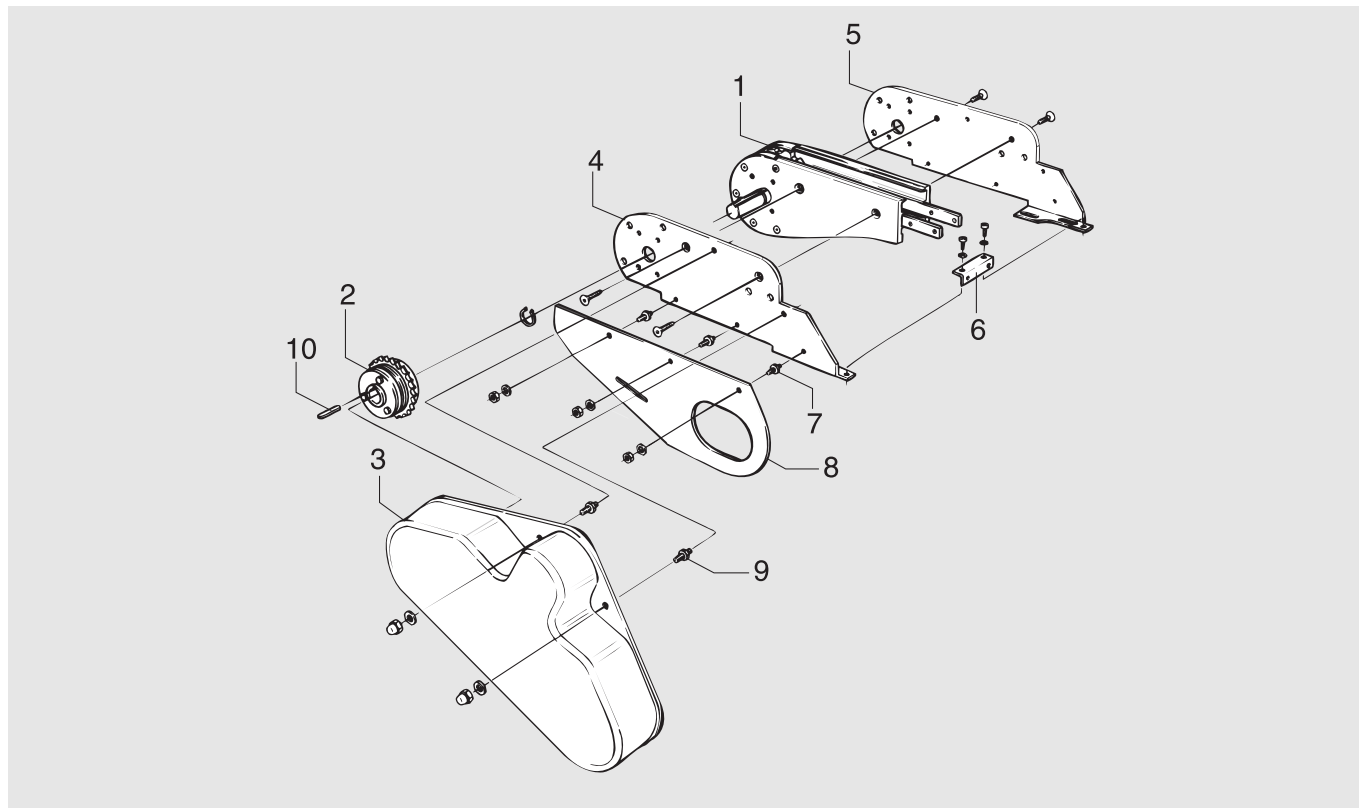
### Complete unit-XMEB\_HLG/HRG/HLAG/HRAG For SEW S37 gearmotor



Item	Description	Part No	Qty	Comments	Recommended Spare parts
1	0-unit (left-hand version)	XMEB 0 HLG/HLAG	1	See next page for details	
	0-unit (right-hand version)	XMEB 0 HRG/HRAG	1	See next page for details	
2	Sprocket wheel 1/2" including grub screw	See page 2	1		X
3	Adapter plate including bolts and washers	See page 2	1		
	Adapter plate	See page 2	1		
4	Transmission chain 1/2" including connecting link	See page 2	1		X
	Transmission chain 1/2" including connecting link	See page 2	1		X

## End drive unit, guided

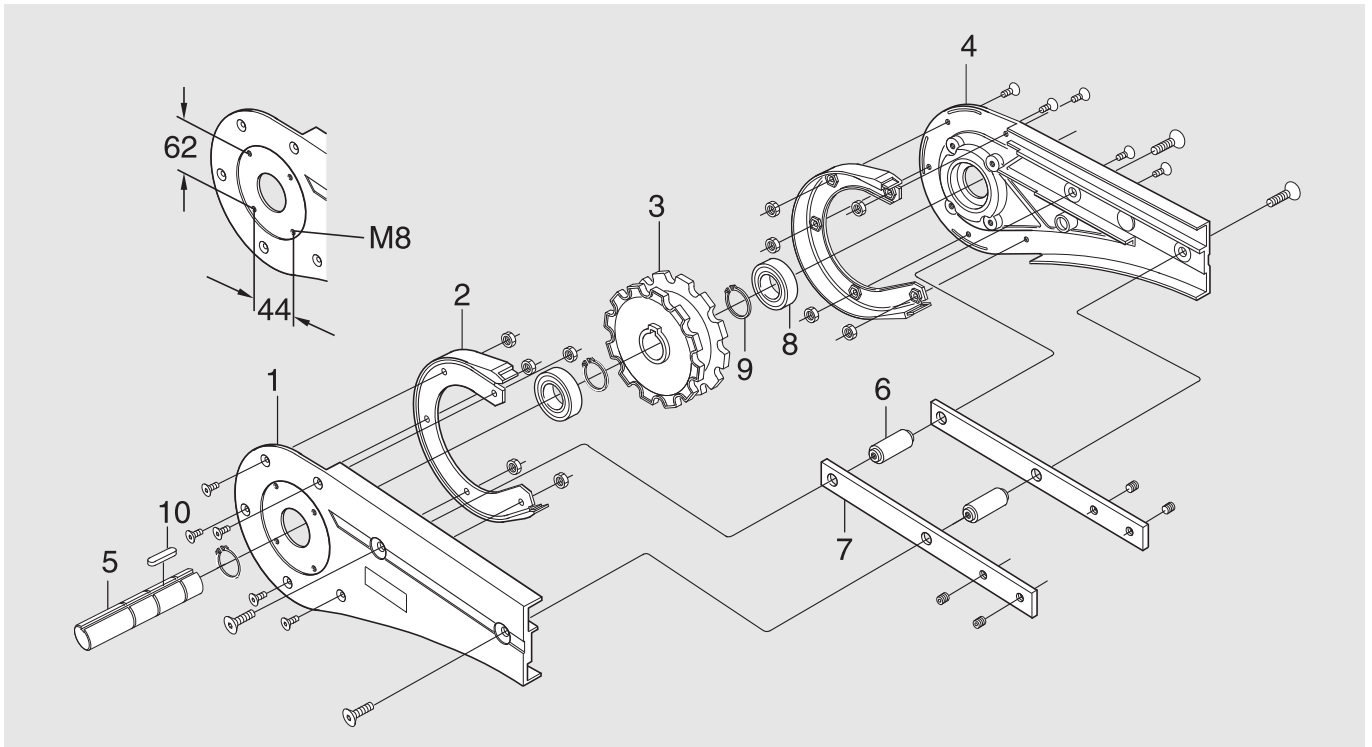
### 0- unit-XMEB 0 HLG/HRG/HLAG/HRAG



Item	Description	Part No	Qty	Comments	Recommended Spare parts
1	Basic unit (left-hand version)	XMEB 0 HLGU	1	See next page for details	
	Basic unit (right-hand version)	XMEB 0 HRGU	1	See next page for details	
2	Slip clutch Ø25 mm	5053981	1	ISO	
	-Slip clutch, Spare parts kit	5056817	1	ISO, incl. cup spring, ball, chain wheel.	X
	Slip clutch Ø25 mm	5054000	1	ANSI	
	-Slip clutch, Spare parts kit	5056820	1	ANSI, incl. cup spring, ball, chain wheel.	X
3	Transmission cover	3904431	1		
4	Motor bracket L	3904632	1		
5	Motor bracket R	3904633	1		
6	Adjusting block	3924288	1		
7*	Distance screw	(3904862)	3	See kit below	
8	Slack protection	3925875	1		
9*	Distance screw	(3904855)	2	See kit below	
10	Thin parallel key	DIN 6885A h9	1	8×7× 25	
*)7	Distance screw kit	5111600	1	Kit contains 10 pcs	
*)9	Distance screw kit	5111599	1	Kit contains 10 pcs	

## End drive unit, guided

### Basic unit-XMEB 0 HLGU/HRGU



Item	Description	Part No	Qty	Comments	Recommended Spare parts
1*	Side plate L	(FLX1002887)	1	See kit below	
2*	Steering guide	(3924519)	2	See kit below	
3*	Drive wheel	5111617	1	(3904457)	X
4*	Side plate R	(FLX1002886)	1	See kit below	
5*	Drive shaft	(3904459)	1	See kit below	
6	Spacer	3904440	2		
7	Connecting strip	3921123	2		
8*	Bearing	(6205 2RS1/C3)	2	See kit below	
9*	Retaining ring	DIN 471	3	See kit below	
10*	Thin parallel key	DIN 6885A h9	1	8x7x40	
*)1+4	Side plate kit	5111609	1	LH+RH	
*)2	Spare parts kit Steering guide	5111610	1	LH+RH	X
*)3+5+8+9+10	Spare parts kit, Drive wheel	5111177	1		X

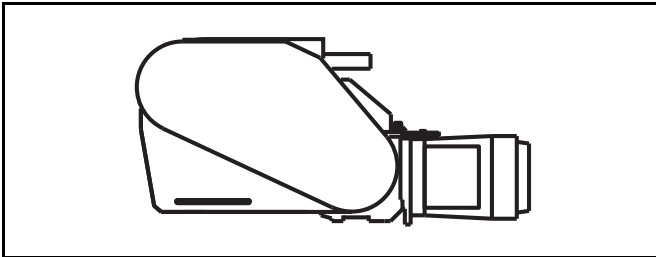


# Spare parts Double drive unit - XM

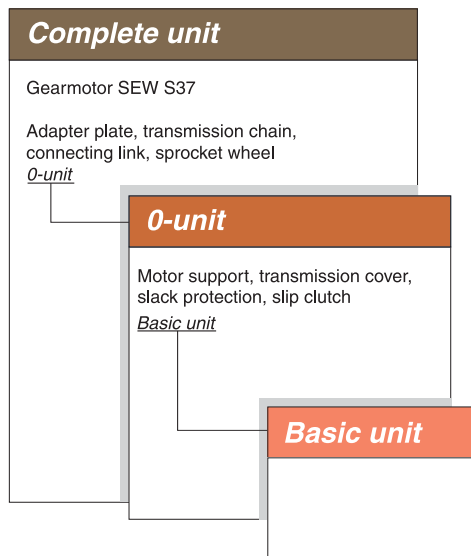
Technical information from FlexLink

## Double drive unit- XM

### Revision list



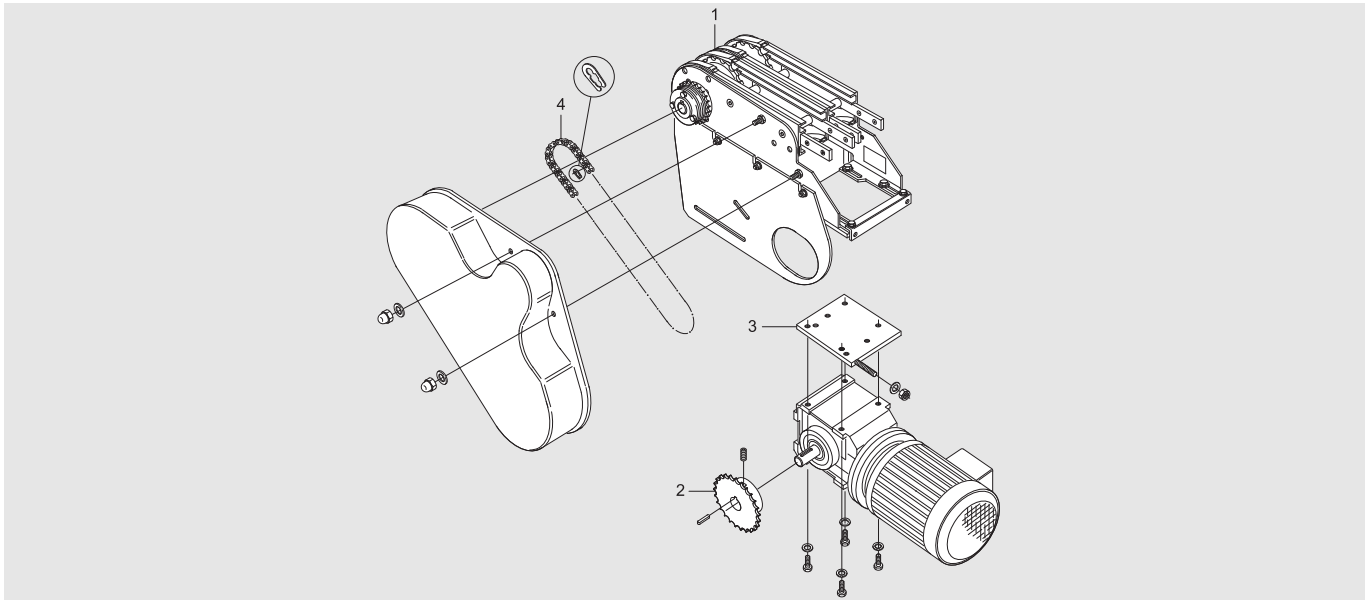
Document designation	Date	Type of revision	Entered by
XM002-E1	98-10-14	New version	Enator
XM002-E2	99-09-10	Addition of "Double drive unit (c/c 86)"	
XM002-E3	00-10-04	Page 2, item 3: changed part no to 3926286, Adapter plate 3924455 deleted	TietoEnator Inforum
XM002-E4	07-10-07	Spare parts kit	JE
XM002-E5	09-03-19		JE
XM002-E6	10-07-14	Added new column	CB
XM002-E7	19-12-09	Updated wheel table	ML
XM002-E8	20-11-18	Updated logo, list	TG



## Double drive unit (c/c 86 mm)

Complete unit- XMEB\_HLD86/HRD86/HLAD86/HRAD86\*\*

For SEW S37 gearmotor



Item	Description	Part No	Qty	Comments	Recommended Spare parts
1	0-unit (left-hand version)	XMEB 0 HLD86/HLAD86	1	See next page for details	
	0-unit (right-hand version)	XMEB 0 HRD86/HRAD86	1	See next page for details	
	Motor alternative, see Drive unit guide 5014				
2	wheel 1/2" including grub screw		1	See table below	
3	Adapter plate including bolts and washers	3926268	1	For SEW S37 gearmotor	
4	Transmission chain 1/2" including connecting link	3921638	1	ISO/R- 1967- 08B- 1 (ISO)	
	Transmission chain 1/2" including connecting link	5044948	1	ISO/R- 1967- 08A- 1 (ANSI)	

\*\* c/c 86 mm

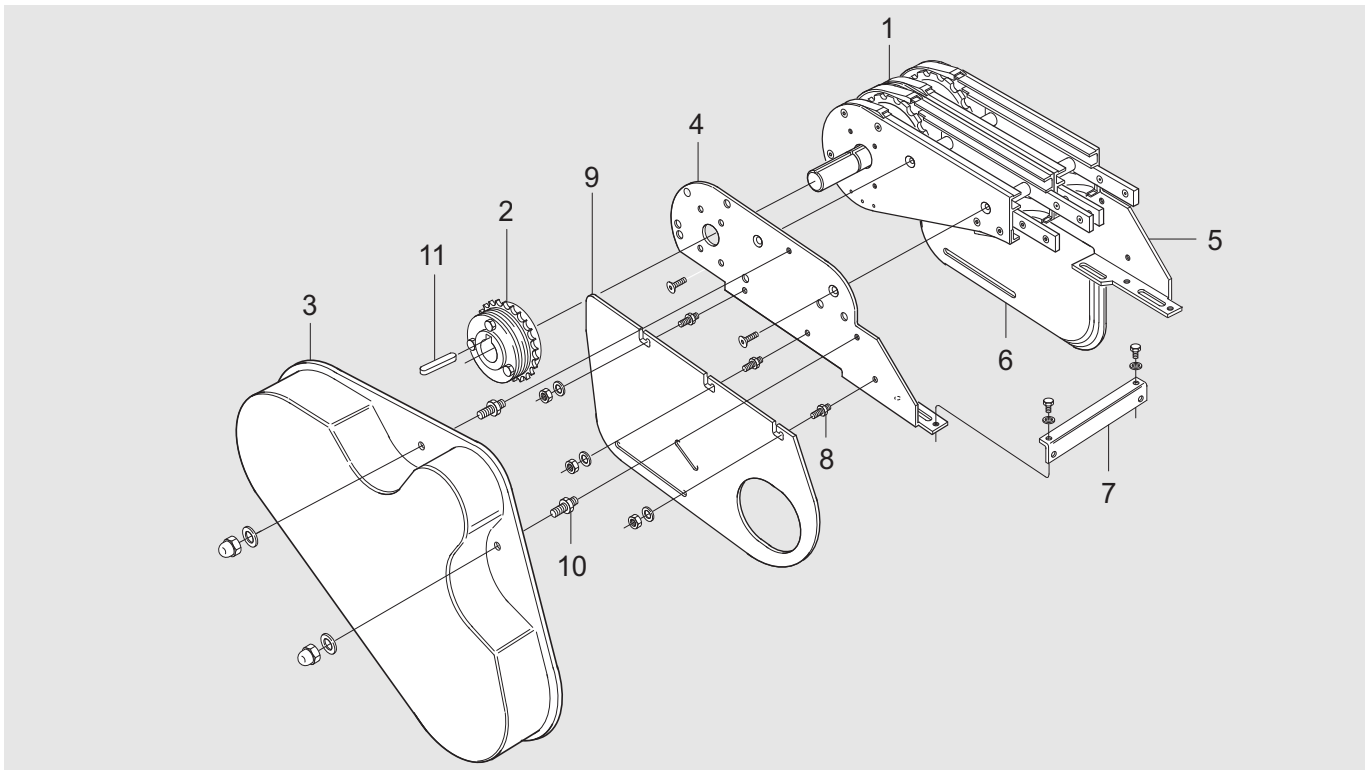
### Important

Items 2-4 must be ordered separately when ordering a 0-unit (item 1). The wheel (item 2) should be specified in accordance with the following table:

Sprocket wheel 1/2"	Part No (SEW)	Shaft diameter
z=19 ISO	3924438	20
z=21 ISO	3924439	20
z=23 ISO	3924440	20
z=25 ISO	3921258	20
z=15 ANSI	5044935	19,05
z=17 ANSI	5044936	19,05
z=19 ANSI	5044937	19,05
z=21 ANSI	5044938	19,05
z=23 ANSI	5044939	19,05
z=25 ANSI	5044940	19,05

## Double drive unit (c/c 86 mm)

### 0-unit- XMEB 0 HLD/HRD86/HLAD86/HRAD86\*\*

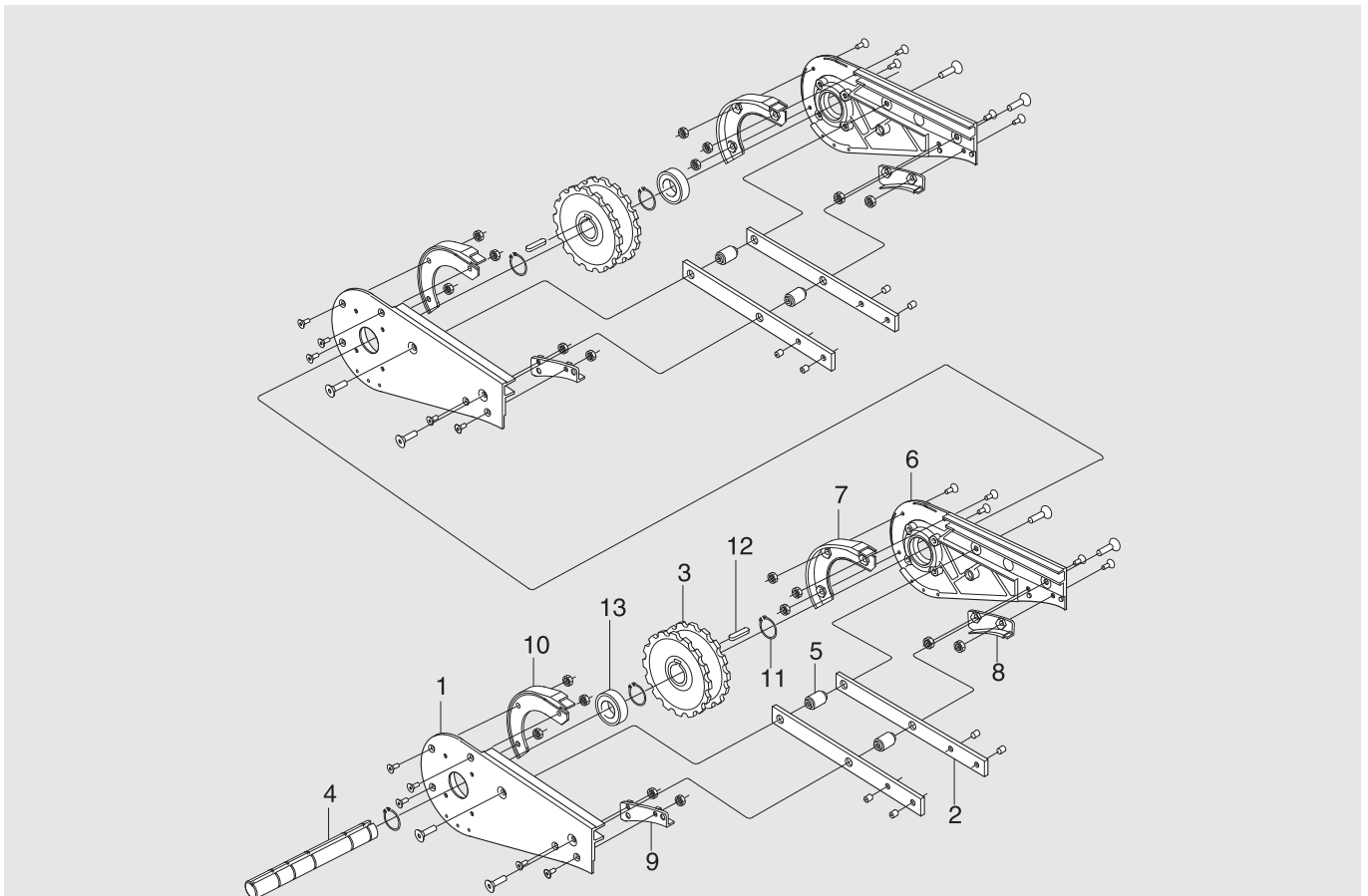


Item	Description	Part No	Qty	Comments	Recommended Spare parts
1	Basic unit	XMEB 0 HLDU86	1	See next page for details	
	Basic unit	XMEB 0 HRDU86	1	See next page for details	
2	Slip clutch Ø25 mm	5053981	1	ISO	
	-Slip clutch, Spare parts kit	5056817	1	ISO, incl. cup spring, ball, chain wheel.	X
	Slip clutch Ø25 mm	5054000	1	ANSI	
	-Slip clutch, Spare parts kit	5056820	1	ANSI, incl. cup spring, ball, chain wheel.	X
3	Transmission cover	3904431	1		
4	Motor bracket R	3904633	1		
5	Motor bracket L	3904632	1		
6 *	Slack protection R	(3904665)	1	See kit below	
7	Adjusting block	3926270	1	c/c 86	
8 *	Distance screw M6	(3904862)	5	See kit below	
9 *	Slack protection L	(3904666)	2	See kit below	
10 *	Distance screw M8	(3904855)	1	See kit below	
11	Adapter plate	3926268	1	c/c 86	
12	Thin parallel key	DIN 6885A h9	1	8×7×25	
*) 6+9	Slack protection kit	5111566	1	LH+RH	
*) 8	Distance screw kit	5111600	1	Kit contains 10 pcs	
*) 10	Distance screw kit	5111599	1	Kit contains 10 pcs	

\*\*c/c 86 mm

## Double drive unit

### Basic unit- XMEB 0 HLDU/HRDU86

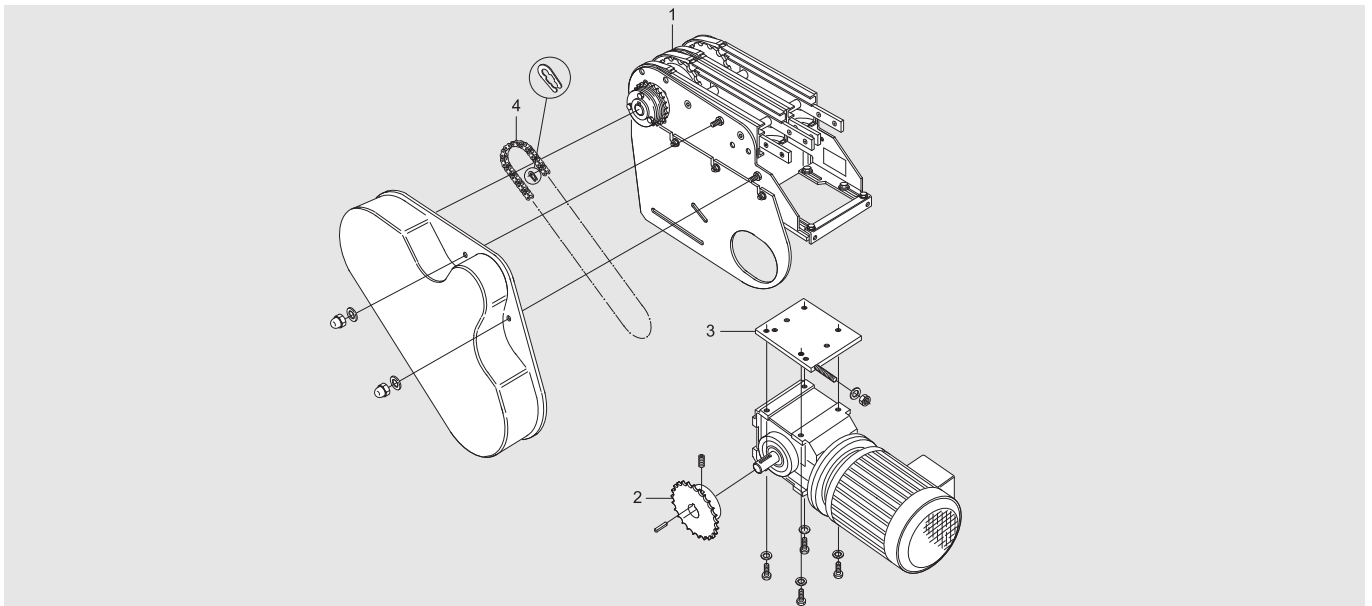


Item	Description	Part No	Qty	Comments	Recommended Spare parts
1 *	Side plate L	(3904741)	2	See kit below	
2	Connecting strip	3921123	4		
3 *	Drive wheel	5111617	2	(3904457)	X
4	Drive shaft	3926306	1	c/c 86	
	Drive shaft	3926267	1	c/c 130–350	
5	Spacer	3904440	4		
6 *	Side plate R	(3904458)	2	See kit below	
7 *	Steering guide R	(3904455)	2	See kit below	
8 *	Guide R	(3904456)	2	See kit below	
9 *	Guide L	(3904742)	2	See kit below	
10 *	Steering guide L	(3904743)	2	See kit below	
11	Retaining ring	DIN 471	5	×25	
12	Thin parallel key	DIN 6885A h9	1	8×7×40	
13	Bearing	6205-2RS1/C3	2		
*) 1+6	Side plate kit	5111586	2	LH+RH	
*) 8+9	Spare parts kit Guide	5111607	2	LH+RH	X
*) 7+10	Spare parts kit Steering guide	5111606	2	LH+RH	X

## Double drive unit (c/c 130- 350 mm)

Complete unit- XMEB\_HLD/HRD/HLAD/HRAD-\*\*

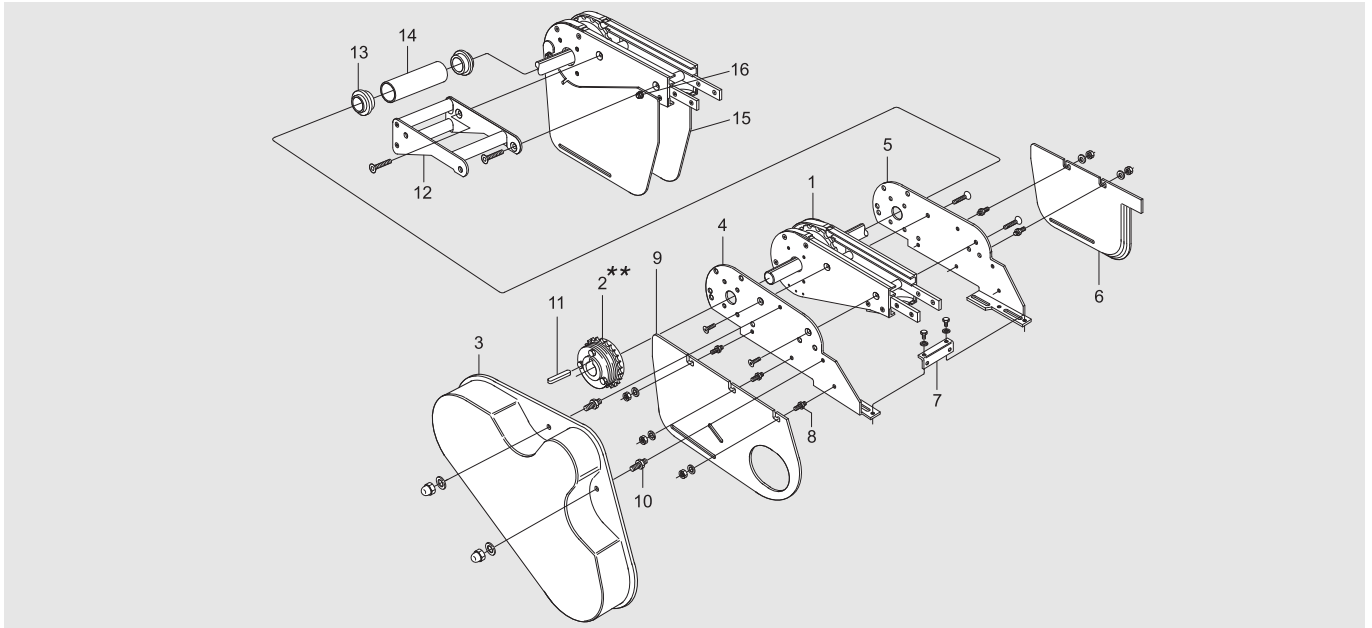
For SEW S37 gear unit



Item	Description	Part No	Qty	Comments	Recommended Spare parts
1	0-unit (left-hand version)	XMEB 0 HLD/HLAD-	1	See next page for details	
	0-unit (right-hand version)	XMEB 0 HRD/HRAD-	1	See next page for details	
2	wheel 1/2" including grub screw	See page 2	1		
3	Adapter plate including bolts and washers	See page 2	1		
	Adapter plate	See page 2	1		
4	Transmission chain 1/2" including connecting link	See page 2	1		
	Transmission chain 1/2" including connecting link	See page 2	1		

## Double drive unit (c/c 130-350 mm)

### 0-unit- XMEB 0 HLD/HRD/HLAD/HRAD-\*\*



Item	Description	Part No	Qty	Comments	Recommended Spare parts
1	Basic unit	XMEB 0 HLDU-	1	See Page 18 for details	
	Basic unit	XMEB 0 HRDU-	1	See Page 18 for details	
2	Slip clutch Ø25 mm**	5053981	1	ISO	
	-Slip clutch, Spare parts kit	5056817	1	ISO, incl. cup spring, ball, chain wheel.	X
	Slip clutch Ø25 mm**	5054000	1	ANSI	
	-Slip clutch, Spare parts kit	5056820	1	ANSI, incl. cup spring, ball, chain wheel.	X
3	Transmission cover	3904431	1		
4	Motor bracket	3904632	1		
5	Motor bracket	3904633	1		
6*	Slack protection	(3904665)	3	See kit below	
7	Adjusting block	3926195	1		
8*	Distance screw M6	(3904862)	9	See kit below	
9*	Slack protection	(3904666)	1	See kit below	
10*	Distance screw M8	(3904855)	2	See kit below	
11	Thin parallel key	DIN 6885A h9	1	8×7×25	
12	Fastener yoke	5046959	1		
13	Bushing	5044695	2		
14	Sleeve	5046961	1		
15	Slack protection	3925673	2		
16	Distance screw	3925718	2		
*) 6+9	Slack protection kit	5111566	1	LH+RH	
*) 8	Distance screw kit	5111600	1	Kit contains 10 pcs	
*) 10	Distance screw kit	5111599	1	Kit contains 10 pcs	

\*\* The dash (-) indicates a customer specified c/c distance in the range 130 mm to 350 mm.

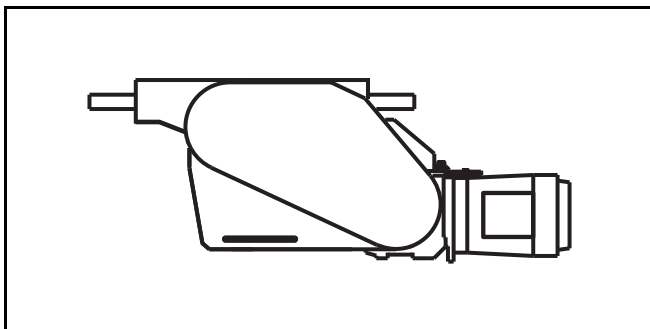
# Spare parts Intermediate drive unit- XM

Technical information from FlexLink

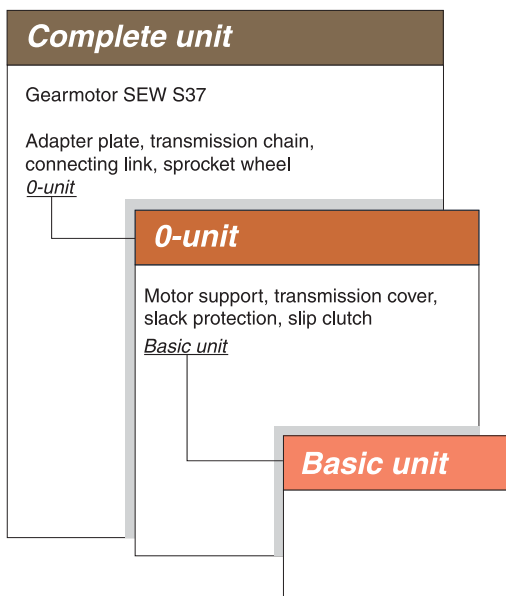
XM003-E6

## Intermediate drive unit- XM

### Revision list



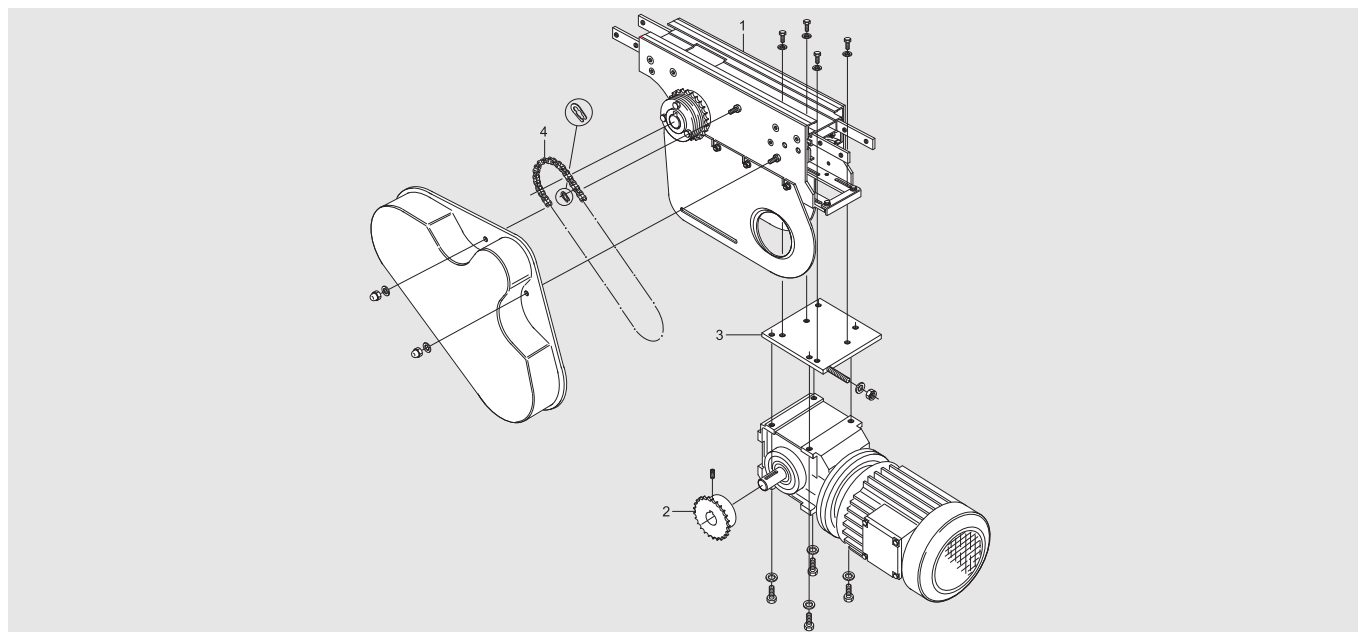
Document designation	Date	Type of revision	Entered by
XM003-E1	98-10-14	New version	Enator
XM003-E2	08-10-06	Spare part kits added	JE
XM003-E3	09-03-19		JE
XM003-E4	10-07-15	Added new column	CB
XM003-E5	19-12-09	Updated wheel table	ML
XM003-E6	21-01-19	Updated logo, list	TG



## Intermediate drive unit

### Complete unit- XMER\_HL/HR/HLA/HRA

For SEW S37 gearmotor



Item	Description	Part No	Qty	Comments	Recommended Spare parts
1	0-unit (left-hand version)	XMER 0 HL/HLA	1	See next page for details	
	0-unit (right-hand version)	XMER 0 HR/HRA	1	See next page for details	
	Motor alternative, see Drive unit guide 5014				
2	wheel 1/2" including grub screw			See table below	
3	Adapter plate including bolts and washers	3924407	1	For SEW S37 gearmotor	
	Adapter plate	3924455	1	Blind adapter plate	
4	Transmission chain 1/2" including connecting link	3921638	1	ISO/R- 1967- 08B- 1 (ISO)	
	Transmission chain 1/2" including connecting link	5044948	1	ISO/R- 1967- 08A- 1 (ANSI)	

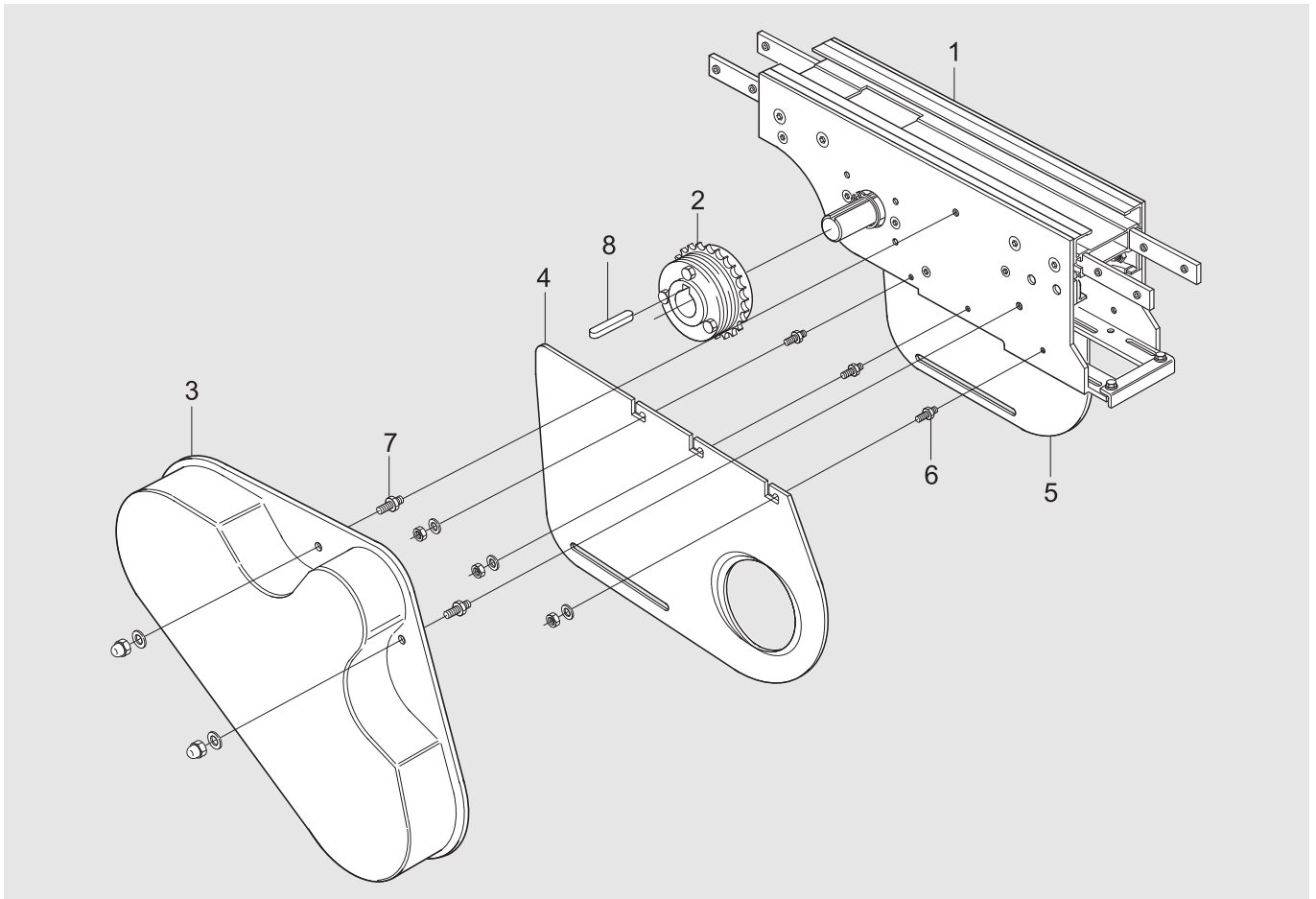
#### Important

Items 2-4 must be ordered separately when ordering a 0-unit (item 1). The wheel (item 2) should be specified in accordance with the following table:

Sprocket wheel 1/2"	Part No (SEW)	Shaft diameter
z=19 ISO	3924438	20
z=21 ISO	3924439	20
z=23 ISO	3924440	20
z=25 ISO	3921258	20
z=15 ANSI	5044935	19,05
z=17 ANSI	5044936	19,05
z=19 ANSI	5044937	19,05
z=21 ANSI	5044938	19,05
z=23 ANSI	5044939	19,05
z=25 ANSI	5044940	19,05

## Intermediate drive unit

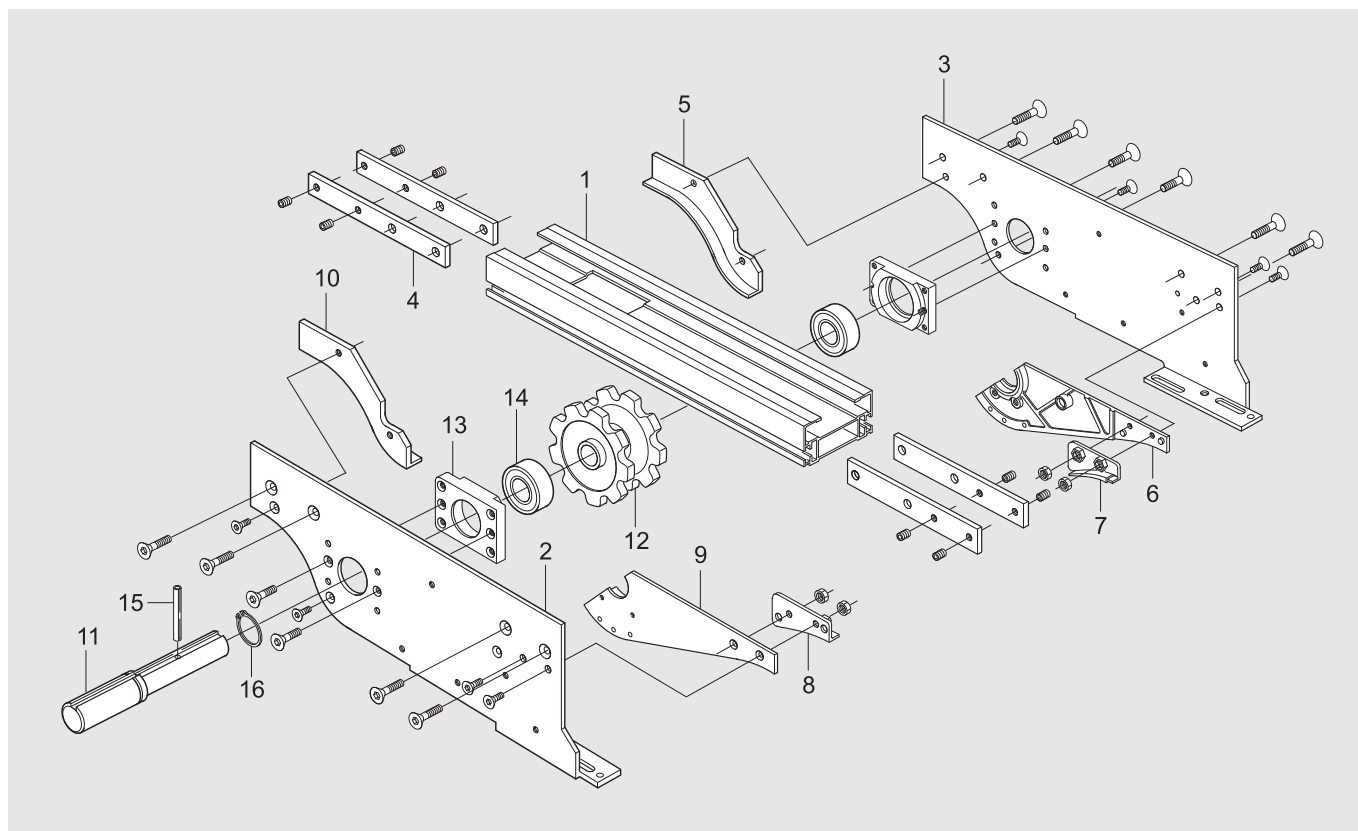
### 0-unit- XMER 0 HL/HR/HLA/HRA



Item	Description	Part No	Qty	Comments	Recommended Spare parts
1	Basic unit (left-hand version)	XMER 0 HLU	1	See next page for details	
	Basic unit (right-hand version)	XMER 0 HRU	1	See next page for details	
2	Slip clutch Ø25 mm	5053981	1	ISO	
	-Slip clutch, Spare parts kit	5056817	1	ISO, incl. cup spring, ball, chain wheel.	X
	Slip clutch Ø25 mm	5054000	1	ANSI	
	-Slip clutch, Spare parts kit	5056820	1	ANSI, incl. cup spring, ball, chain wheel.	X
3	Transmission cover	3904431	1		
4*	Slack protection	(3904666)	1	See kit below	
5*	Slack protection	(3904665)	1	See kit below	
6*	Screw	(3904862)	5	See kit below	
7*	Screw	(3904855)	2	See kit below	
8	Thin parallel key	DIN 6885A h9	1	8x7x25	
*)4+ 5	Slack protection kit	5111566	1	LH+RH	
*) 6	Distance screw kit	5111600	1	Kit contains 10 pcs	
*) 7	Distance screw kit	5111599	1	Kit contains 10 pcs	

## Intermediate drive unit

### Basic unit- XMER 0 HLU/HRU



Item	Description	Part No	Qty	Comments	Recommended Spare parts
1	Beam	3927125	1		
2	Side plate L	3927121	1		
3	Side plate R	3927122	1		
4	Connecting strip	3924975	4		
5*	Steering guide R	(3902901)	1	See kit below	
6	Side plate R	3927126	1		
7*	Guide R	(3904456)	1	See kit below	
8*	Guide L	(3904742)	1	See kit below	
9	Side plate L	3927127	1		
10*	Steering guide L	(3924630)	1	See kit below	
11	Drive shaft	3926782	1		
12*	Drive wheel	(3902811)	1	See kit below	
13	Bearing house	3927119	2		
14	Bearing	6204-RS1/C3	2		
15	Tension pin	ISO 8752		6x55	
16	Retaining ring	DIN 471	1	25 St	
*) 5+10	Spare parts kit Steering guide	5111612	1	LH+RH	X
*) 7+8	Spare parts kit Guide	5111607	1	LH+RH	X
*) 12	Wheel	5111611	1		X

# Spare parts Catenary drive unit - XM



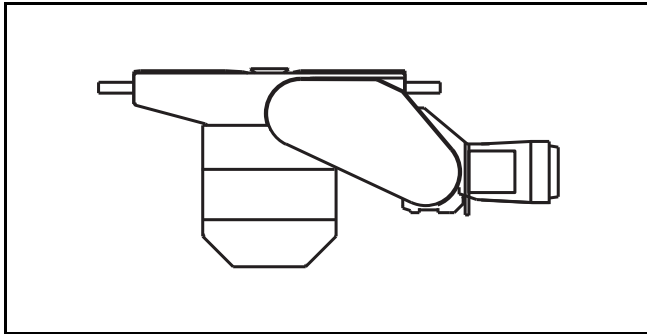
a coesia company

**XM005-E7**

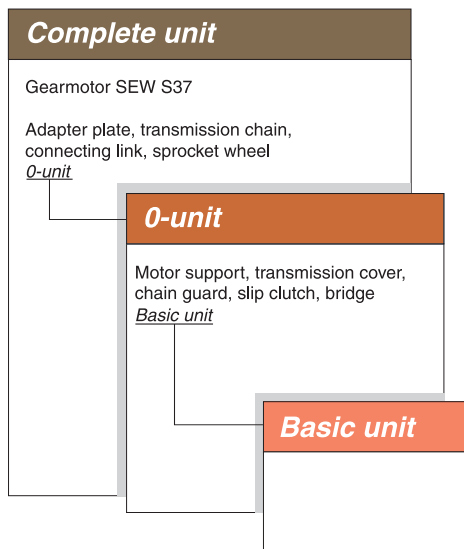
Technical information from FlexLink

## Catenary drive unit - XM

### Revision list



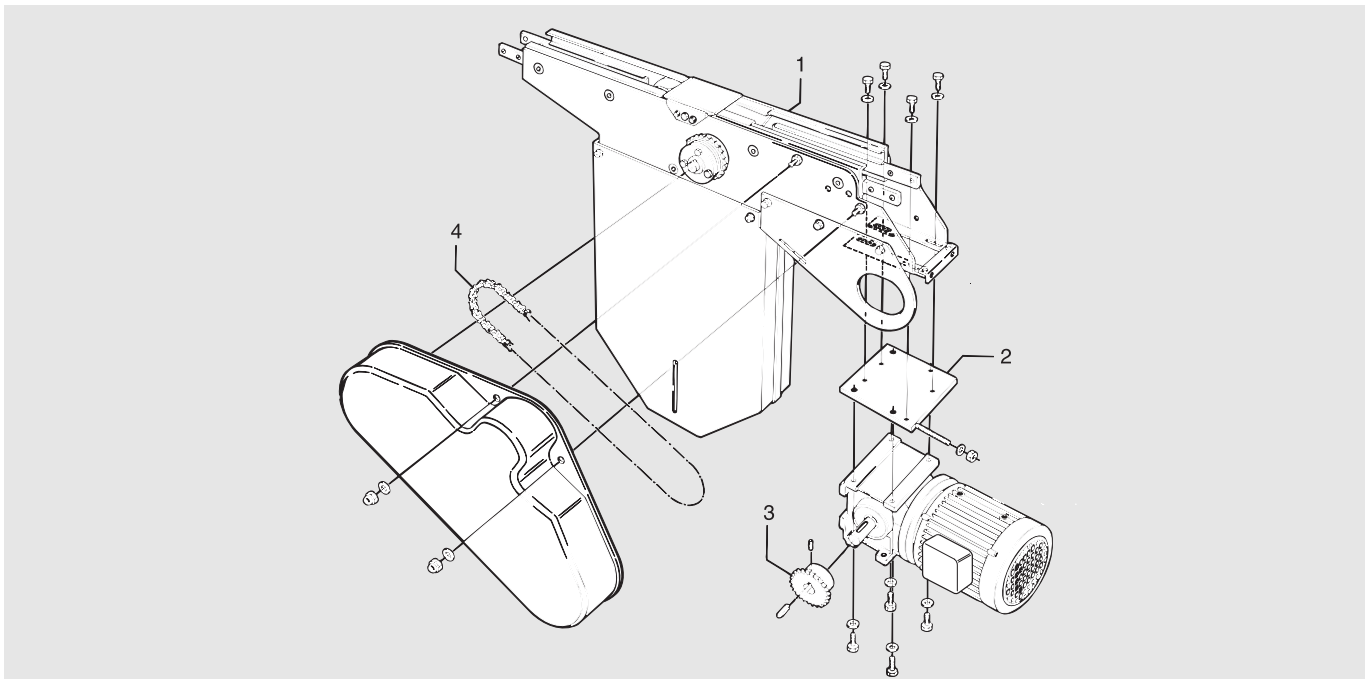
Document designation	Date	Type of revision	Entered by
XM004-E1	98-10-14	New version	Enator
XM004-E2	08-10-17		JE
XM004-E3	09-03-19		JE
XM004-E4	10-07-15	Added new column	CB
XM004-E5	19-12-09	Updated wheel table	ML
XM004-E6	21-01-19	Updated logo, list	TG
XM004-E7	22-02-15	Update steering guides, side plates	TG
XM005-E7	26-04-28	Update sideplate, L in kit 5111614	TG



## Catenary drive unit

Complete unit- XMEC\_HL/HR/HLA/HRA

For SEW S37 gearmotor



Item	Description	Part No	Qty	Comments	Recommended Spare parts
1	0-unit (left-hand version)	XMEC 0 HL/HLA	1	See next page for details	
	0-unit (right-hand version)	XMEC 0 HR/HRA	1	See next page for details	
	Motor alternative, see Drive unit guide 5014				
2	Adapter plate including bolts and washers	3924407	1	For SEW S37 gearmotor	
	Adapter plate	3924455	1	Blind adapter plate	
3	wheel		1	See table below	
4	Transmission chain 1/2 including connecting link	3921638	1	ISO/R- 1967- 08B- 1 (ISO)	
	Transmission chain 1/2" including connecting link	5044948	1	ISO/R- 1967- 08A- 1 (ANSI)	

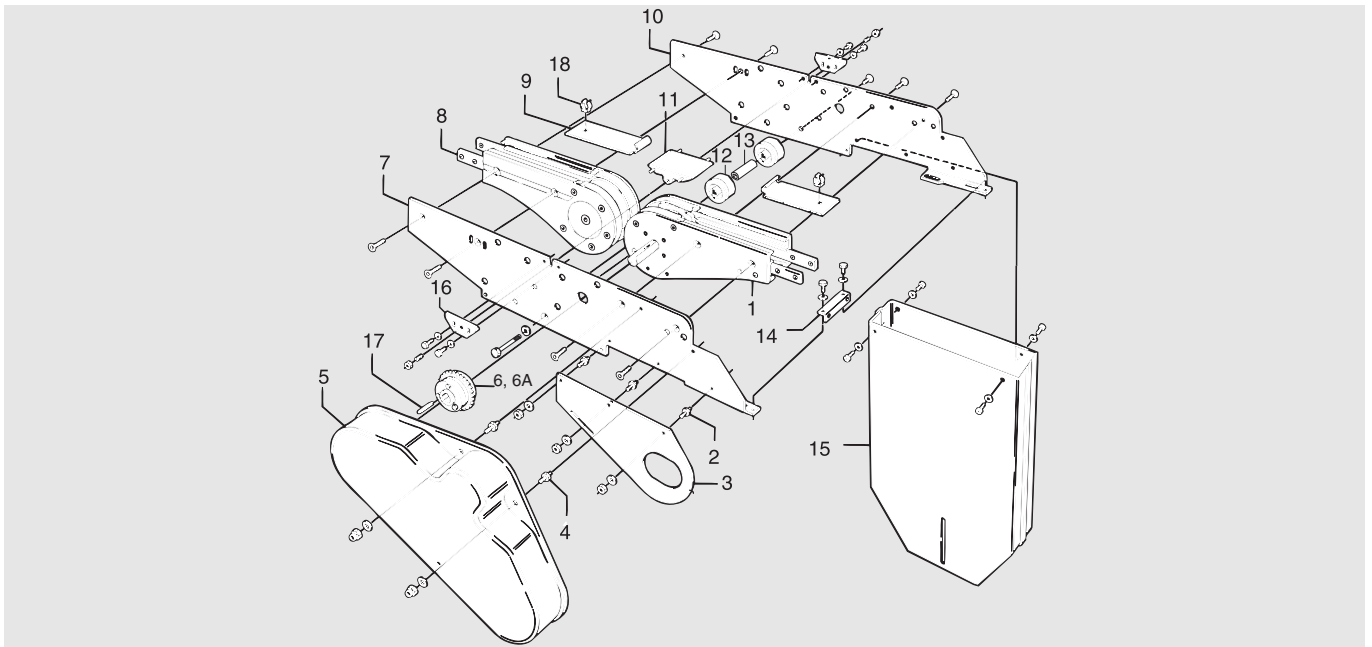
### Important

Items 2-4 must be ordered separately when ordering a 0-unit (item 1). The wheel (item 2) should be specified in accordance with the following table:

Sprocket wheel 1/2"	Part No (SEW)	Shaft diameter
z=19 ISO	3924438	20
z=21 ISO	3924439	20
z=23 ISO	3924440	20
z=25 ISO	3921258	20
z=15 ANSI	5044935	19,05
z=17 ANSI	5044936	19,05
z=19 ANSI	5044937	19,05
z=21 ANSI	5044938	19,05
z=23 ANSI	5044939	19,05
z=25 ANSI	5044940	19,05

## Catenary drive unit

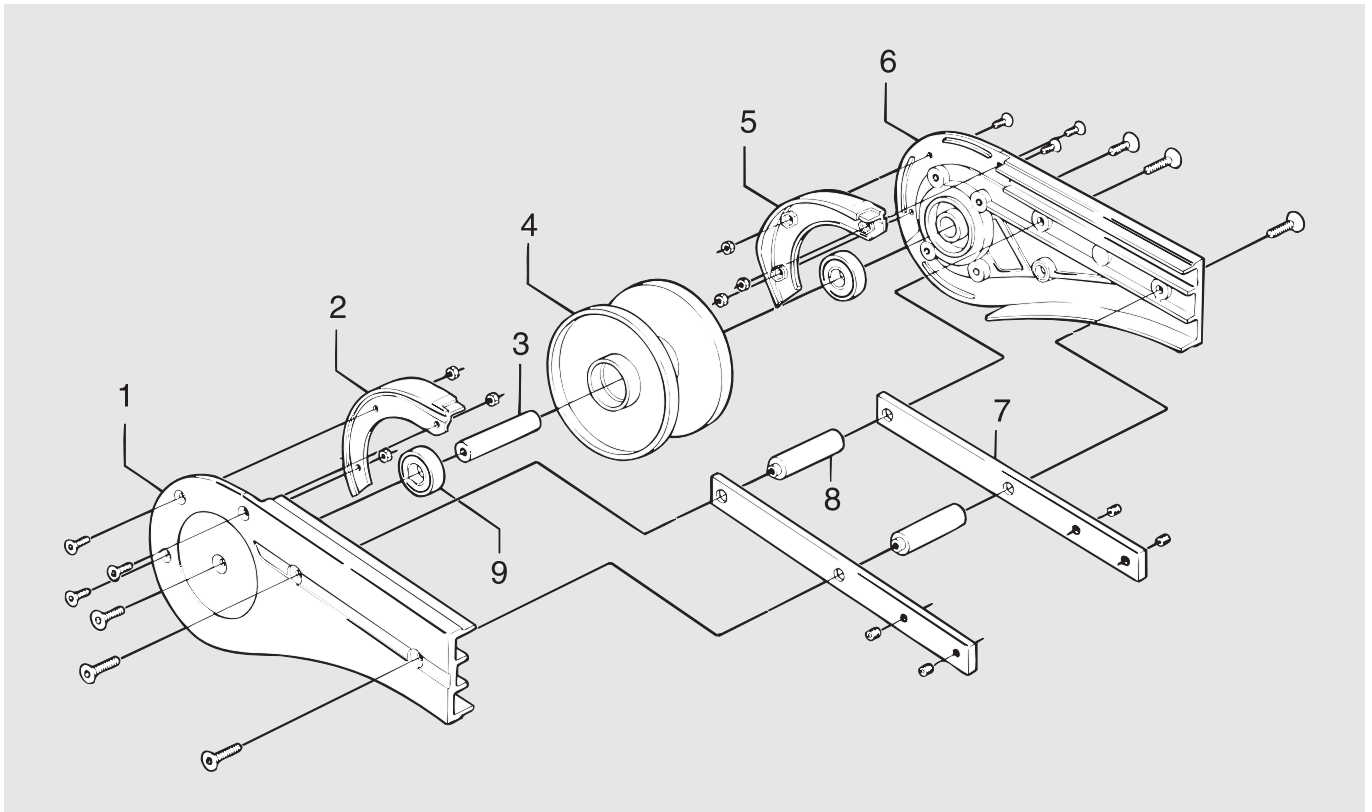
### 0-unit- XMEC 0 HL/HR/HLA/HRA



Item	Description	Part No	Qty	Comments	Recommended Spare parts
1	Basic unit (left-hand version)	XMEB 0 HLU	1	See Page 29 for details	
	Basic unit (right-hand version)	XMEB 0 HRU	1	See Page 29 for details	
2*	Screw	(3904862)	3	See kit below	
3	Chain guard	3904847	1		
4*	Screw	(3904855)	2	See kit below	
5	Transmission cover	3904431	1		
6	Slip clutch Ø25 mm	5053981	1	ISO	
	-Slip clutch, Spare parts kit	5056817	1	ISO, incl. cup spring, ball, chain wheel.	X
6A	Slip clutch Ø25 mm	5054000	1	ANSI	
	-Slip clutch, Spare parts kit	5056820	1	ANSI, incl. cup spring, ball, chain wheel.	X
7	Motor bracket L	3921461	1		
8	Idler unit	3921478	1	See next page for details	
9	Cover plate	3924661	2		
10	Motor bracket R	3921462	1		
11	Bridge	3924489	1		
12	Support roller	3920087	2		
13	Distance pipe	3920012	1		
14	Adjusting block	3924288	1		
15	Cover	3902913	1		
16	Adjustment plate	3905278	2		
17	Thin parallel key	DIN 6885A h9	1	8x7x25	
18	Tube clamp	14062	2	Handimex	
*) 2	Distance screw kit	5111600	1	Kit contains 10 pcs	
*) 4	Distance screw kit	5111599	1	Kit contains 10 pcs	

## Catenary drive unit

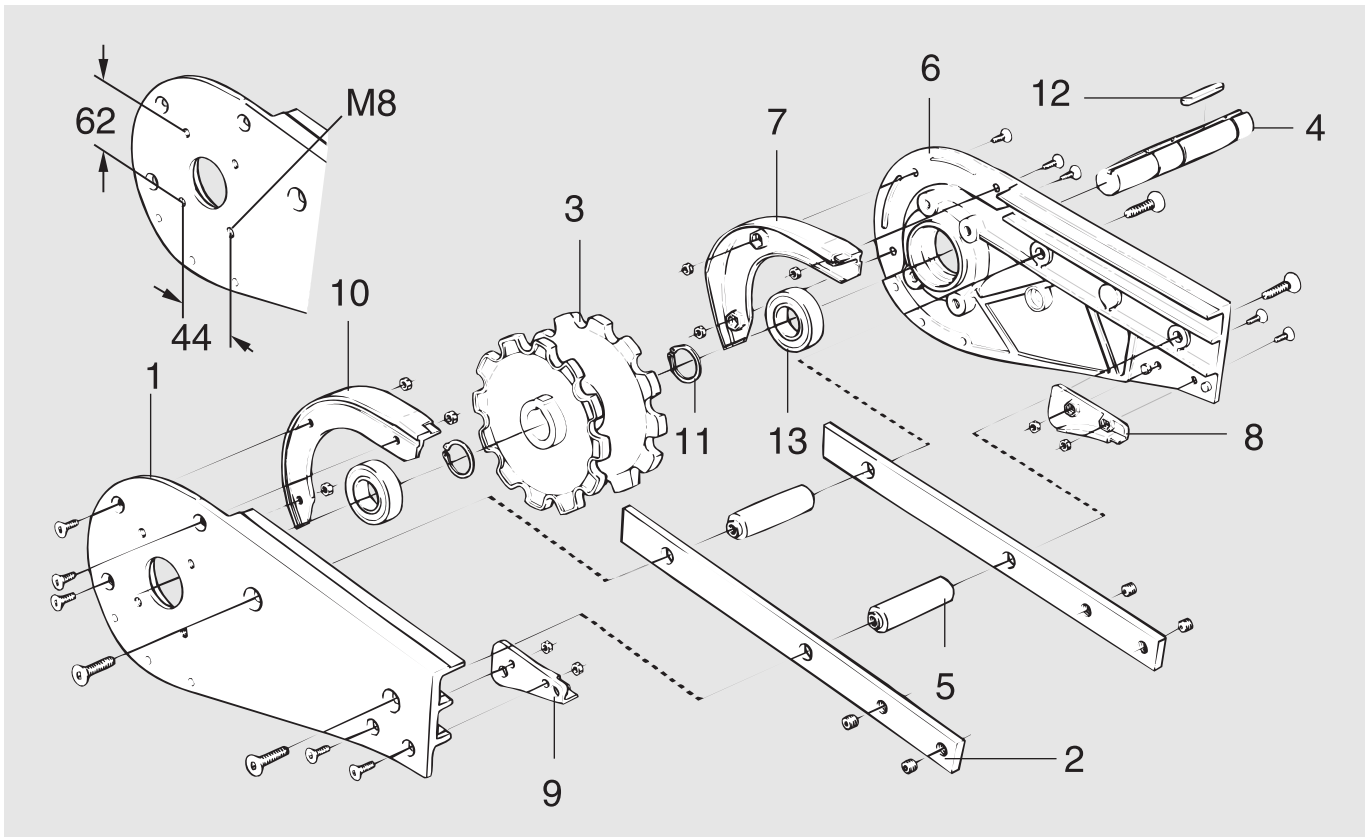
### Idler unit- 3921478



Item	Description	Part No	Qty	Comments	Recommended Spare parts
1*	Side plate R	(FLX1002229)	1	See kit below	
2*	Steering guide R	(5043877)	1	See kit below	
3	Shaft	3921074	1		
4*	Wheel	5111553	1	(3924517)	X
5*	Steering guide L	(5043878)	1	See kit below	
6*	Side plate L	(FLX1002228)	1	See kit below	
7	Connecting strip	3921123	2		
8	Spacer	3904440	2		
9	Bearing	6202-2Z	2		
*) 1+6	Side plate kit	5111614	1	LH+RH	
*) 2+5	Spare parts kit Steering guide	5111615	1	LH+RH	X

## Catenary drive unit

### Basic unit- XMEB 0 HLU/HRU



Item	Description	Part No	Qty	Comments	Recommended Spare parts
1*	Side plate L	(FLX1002225)	1	See kit below	
2	Connecting strip	3921123	2		
3*	Drive wheel	5111617	1	(3904457)	X
4*	Drive shaft	(3904459)	1	See kit below	
5	Spacer	3904440	2		
6*	Side plate R	(FLX1002224)	1	See kit below	
7*	Steering guide R	(FLX1003696)	1	See kit below	
8*	Guide R	(3904456)	1	See kit below	
9*	Guide L	(3904742)	1	See kit below	
10*	Steering guide L	(FLX1003701)	1	See kit below	
11*	Retaining ring	DIN 471	3	25 St	
12*	Thin parallel key	DIN 6885A h9	1	8x7x40	
13*	Bearing	(6205-2RSC3)	2	See kit below	
*)1+6	Side plate kit	5111586	1		
*) 3+4+11+12+13	Wheel kit	5111177	1		X
*) 7+10	Spare parts kit Steering guide	5111606	1		X
*) 8+9	Spare parts kit Guide kit	5111607	1		X



# Spare parts XMEW 180/\_ H

Technical information from FlexLink

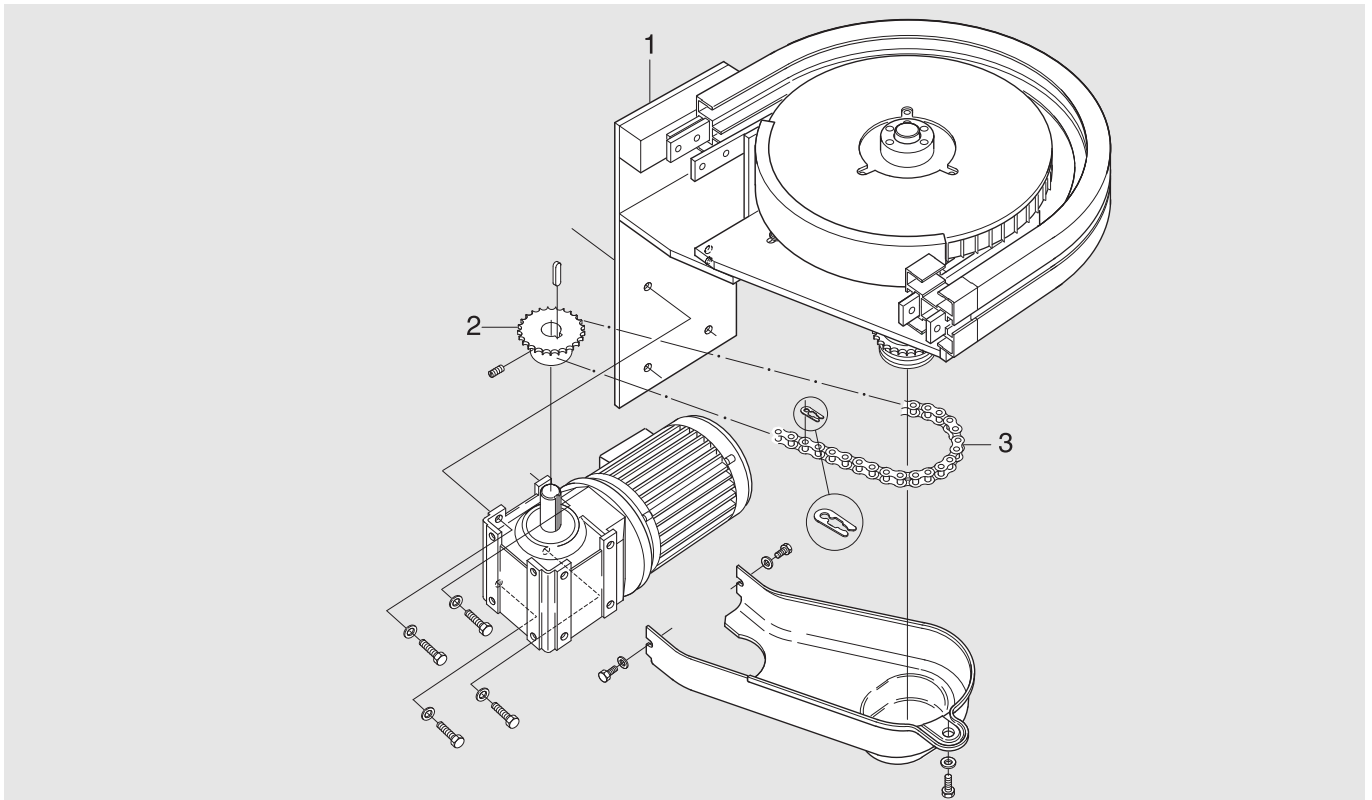
## Horizontal bend drive unit XM

### Revision list

Document designation	Date	Type of revision	Entered by
XM005-E1	98-10-14	Initial version	BS
XM005-E2	19-12-19	Wheel table updated	TG
XM005-E3	21-01-19	Updated logo, list	TG

## Complete unit – XMEW 180/\_ H

## For SEW S37 gearmotor

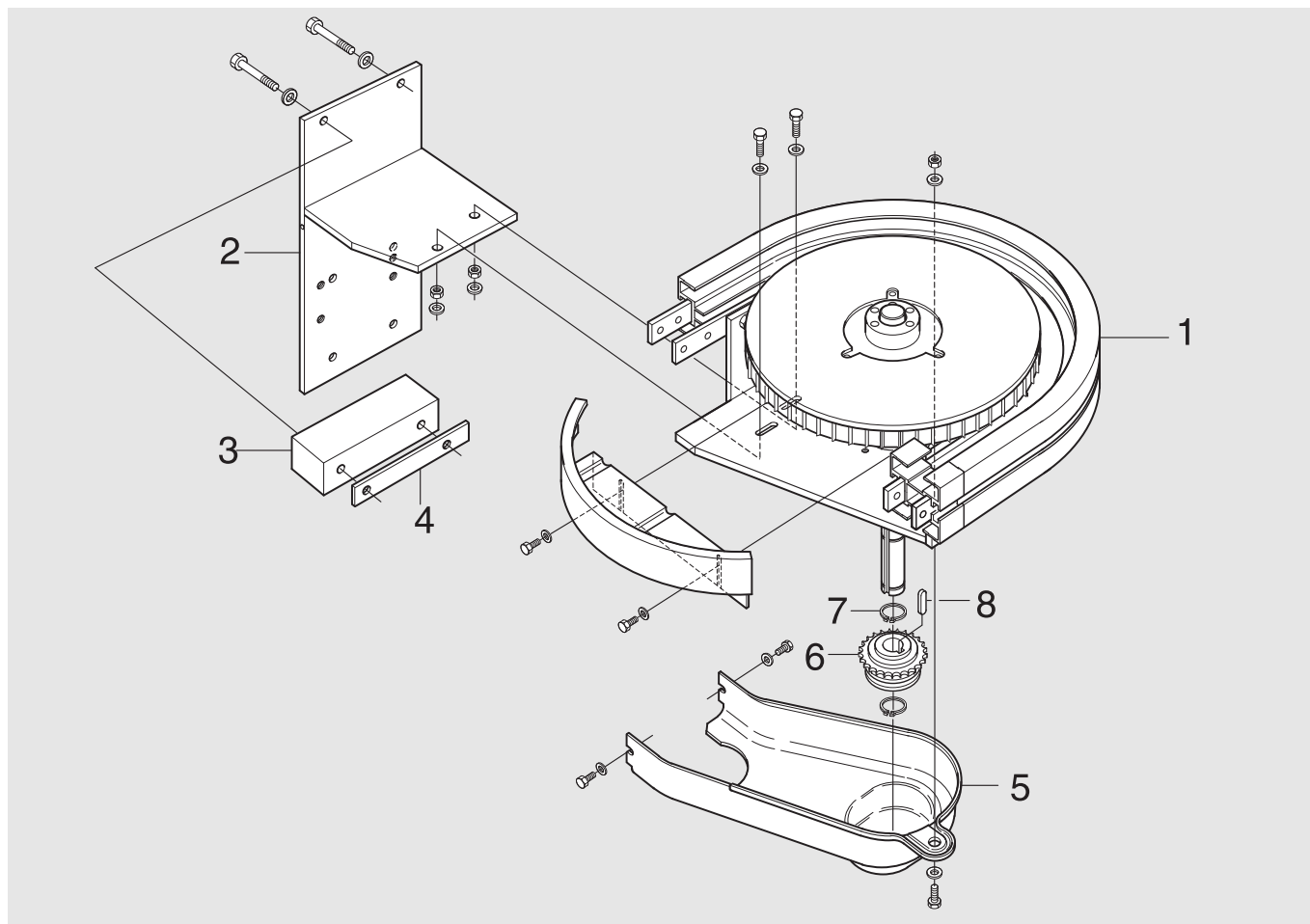


Item	Description	Part No	Qty	Comments	Recommended Spare parts
1	0-unit	XMEW 180/0 H	1	See next page.	
2	wheel		1	See table below	
3	Transmission chain 1/2" including connecting link	3921638	1	ISO/R 606-08B	

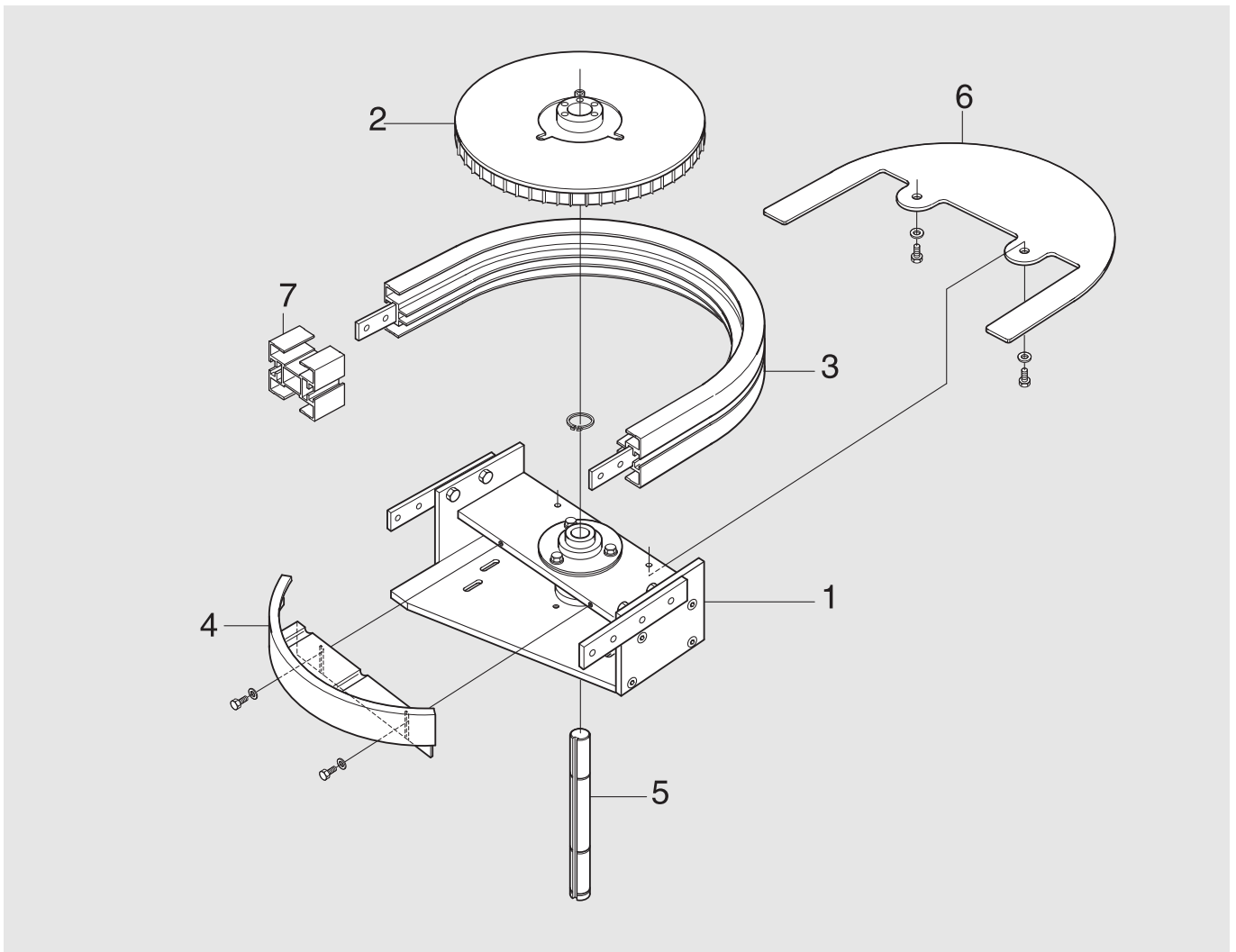
### Important

Items 2–3 must be ordered separately when ordering a 0-unit (item 1). The wheel (item 2) should be specified in accordance with the following table:

Sprocket wheel 1/2"	Part No (SEW)	Shaft diameter
z=19 ISO	3924438	20
z=21 ISO	3924439	20
z=23 ISO	3924440	20
z=25 ISO	3921258	20
z=15 ANSI	5044935	19,05
z=17 ANSI	5044936	19,05
z=19 ANSI	5044937	19,05
z=21 ANSI	5044938	19,05
z=23 ANSI	5044939	19,05
z=25 ANSI	5044940	19,05

**0-unit – XMEW 180/0 H**

Item	Description	Part No	Qty	Comments	Recommended Spare parts
1	Basic unit	XMEW 180/0 HU	1	See next page	
2	Bracket	3926586	1		
3	Spacer	3926758	1		
4	Nut bracket	3903339	1		
5	Transmission cover	3926754	1		
6	Slip clutch	5053981	1	(3904324)	X
7	Retaining ring	DIN 471	2	25 St	
8	Thin parallel key	DIN6885 Ah9	1	8x7x40	

**Basic unit - XMEW 180/0 HU**

Item	Description	Part no	Qty	Comments	Recommended Spare parts
1	Bracket	3926575	1		
2	Drive wheel	3902723	1		X
3	Outer horizontal bend	XMBE 180R160	1		
4	Protective cover	3926718	1		
5	Shaft	3926450	1		
6	Cover	3927393	1		
7	Transport cover	3926715	2		



# Spare parts vertical wedge conveyor



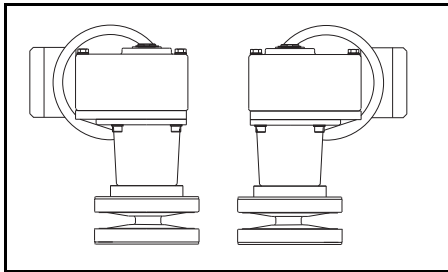
a coesia company

XM006-E4

*Technical information from FlexLink*

## Direct drive unit for vertical wedge conveyor – XM

Revision list

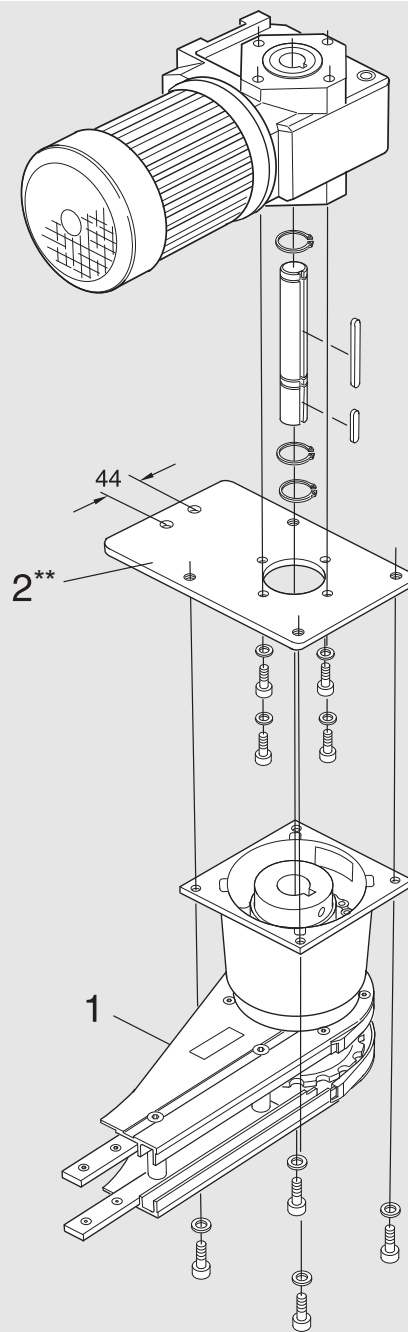


Doc ID	Date	Type of revision	Entered by
XM006E1	98-10-14	New version	Enator Inforum
XM006E2	-	-	-
XM006E3	21-01-19	Updated logo, list	TG
XM006-E4	24-12-12	Updated note for part 5117108.	IR

## Direct drive unit for vertical wedge conveyor

Complete unit – XMEB \_ HLGP/HRGP

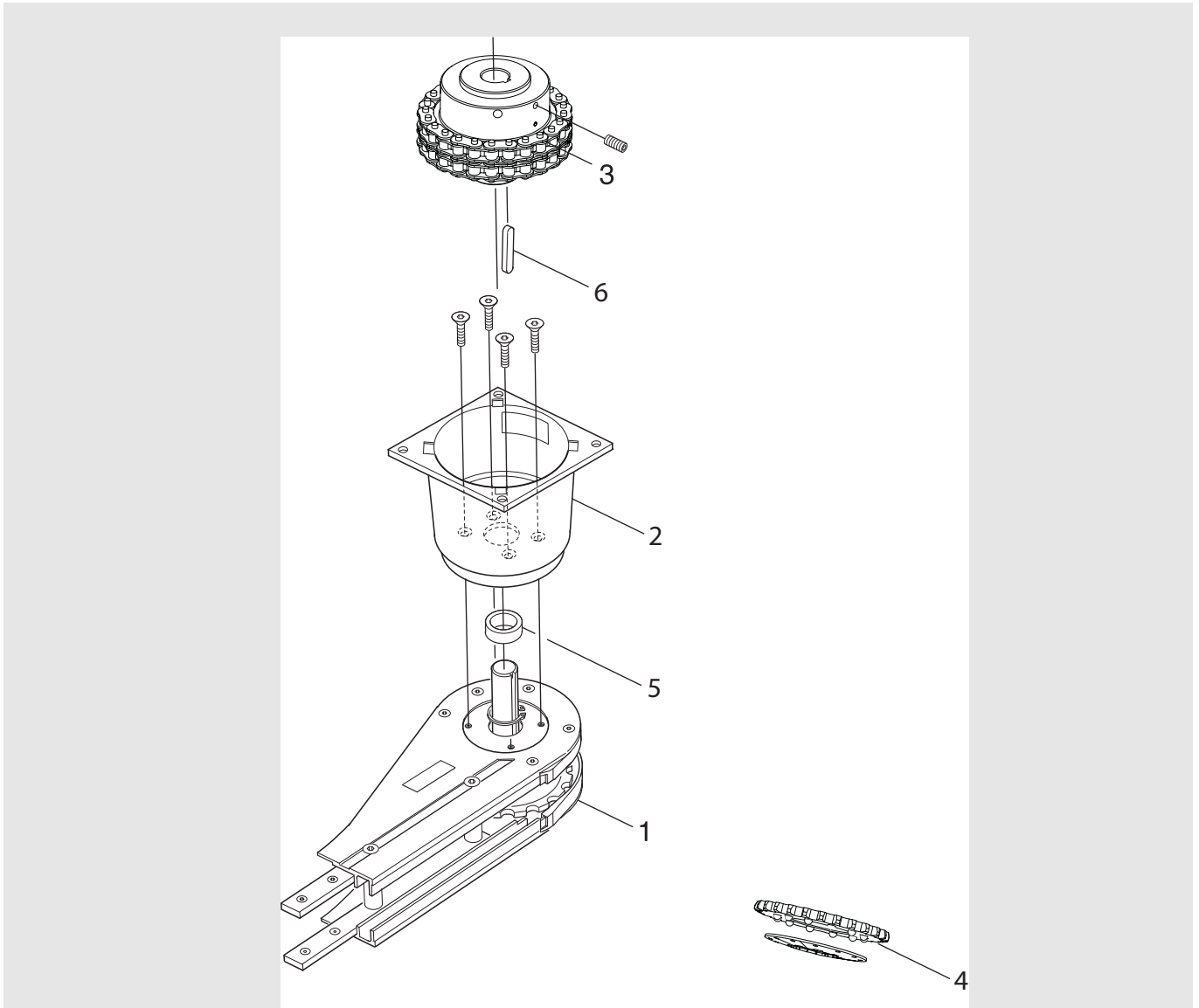
For SEW SA37 gearmotor



Item	Description	Part No	Qty	Comments	Recommended Spare parts
1	O-unit (left-hand version)	XMEB 0 HLGP	1	See next page for details	
	O-unit (right-hand version)	XMEB 0 HRGP	1	See next page for details	
2	Adapter plate including bolts, washers and shaft	5117108	1	**The illustration shows part no 3920088.	

## Direct drive unit for vertical wedge conveyor

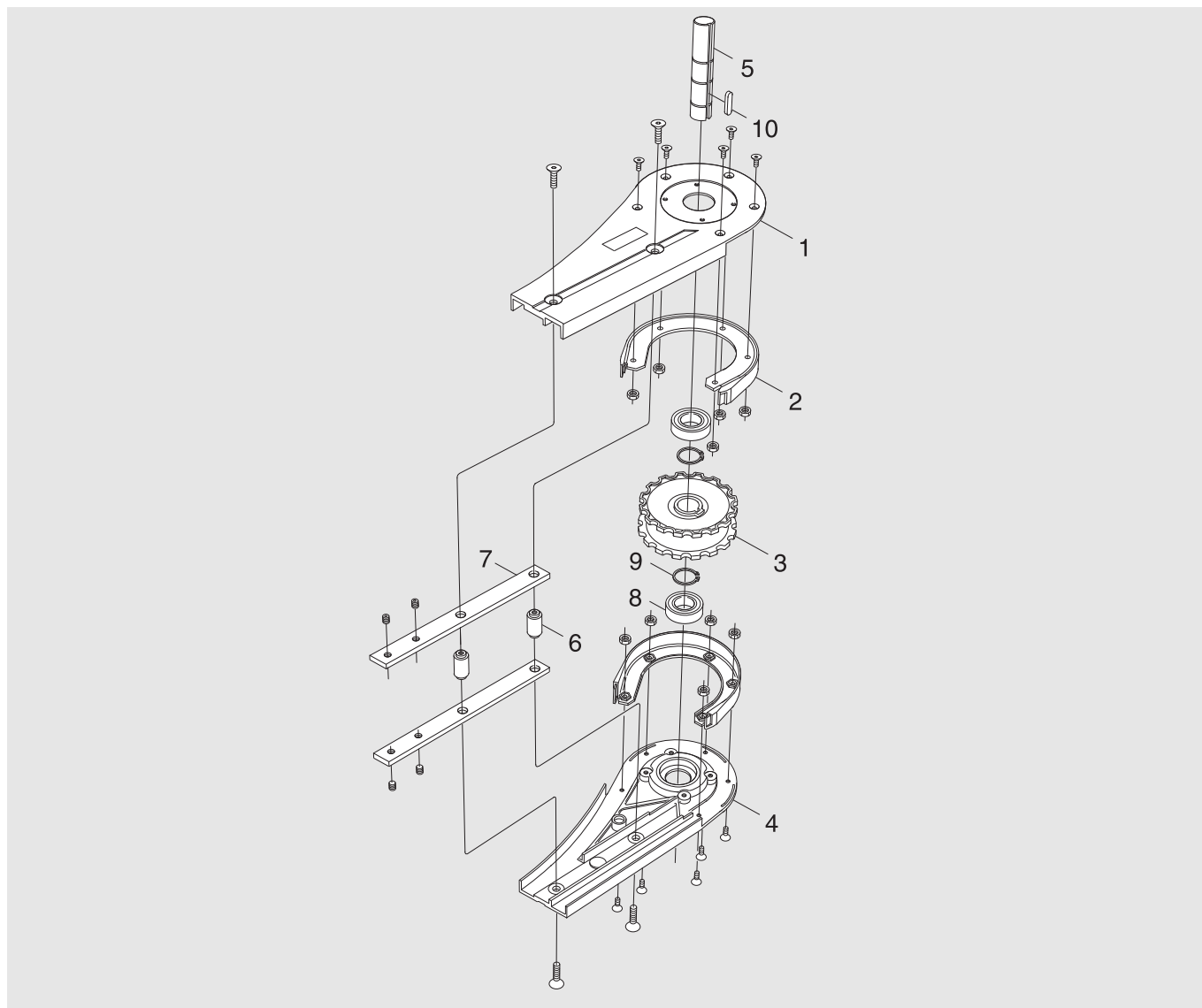
### 0-unit – XMEB 0 HLG/HRGP



Item	Description	Part No	Qty	Comments	Recommended Spare parts
1	Basic unit (left-hand version)	XMEB 0 HLGU	1	See next page for details	
	Basic unit (right-hand version)	XMEB 0 HRGU	1	See next page for details	
2	Flange	3920084	1		
3	Slip clutch Ø20–Ø25 mm	5054003	1		
4	Slip clutch (spare part to 3904324)	5056817	1		X
5	Distance ring	3921652	1		
6	Thin parallel key	DIN 6885 A h9	1	8x7x25	

## Direct drive unit for vertical wedge conveyor

### Basic unit – XMEB 0 HLGU/HRGU



Item	Description	Part No	Qty	Comments	Recommended Spare parts
1	Side plate L	3921675	1		
2	Spare parts kit Steering guide	5111610	2	(3924519)	X
3	Drive wheel	5111617	1		X
4	Side plate	3921674	1		
5	Drive shaft	3904459	1		
6	Distance	3904440	2		
7	Connecting strip	3921123	2		
8	Bearing	6205-2RS2/C3	2		
9	Retaining ring	DIN 471	3	25 St	
10	Thin parallel key	DIN 6885 A h9	1	8x7x40	

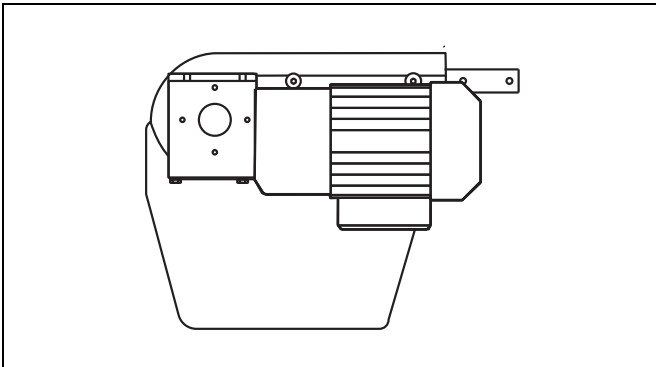
# Spare parts Direct drive unit for light loads - XM

Technical information from FlexLink

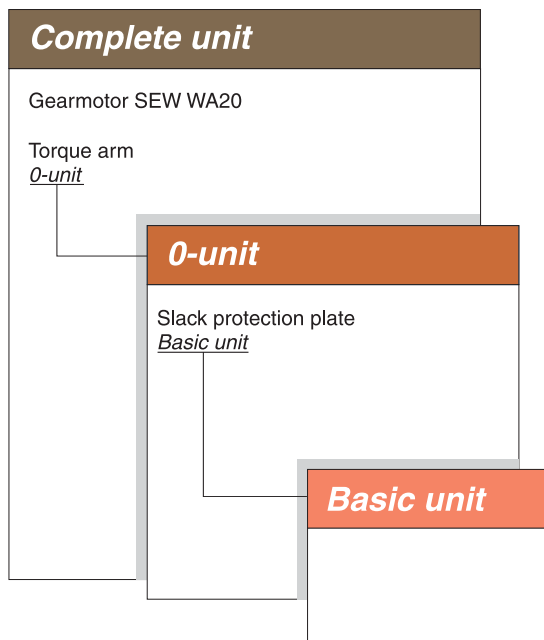
XM007-E7

## Direct drive unit for light loads - XM

### Revision list



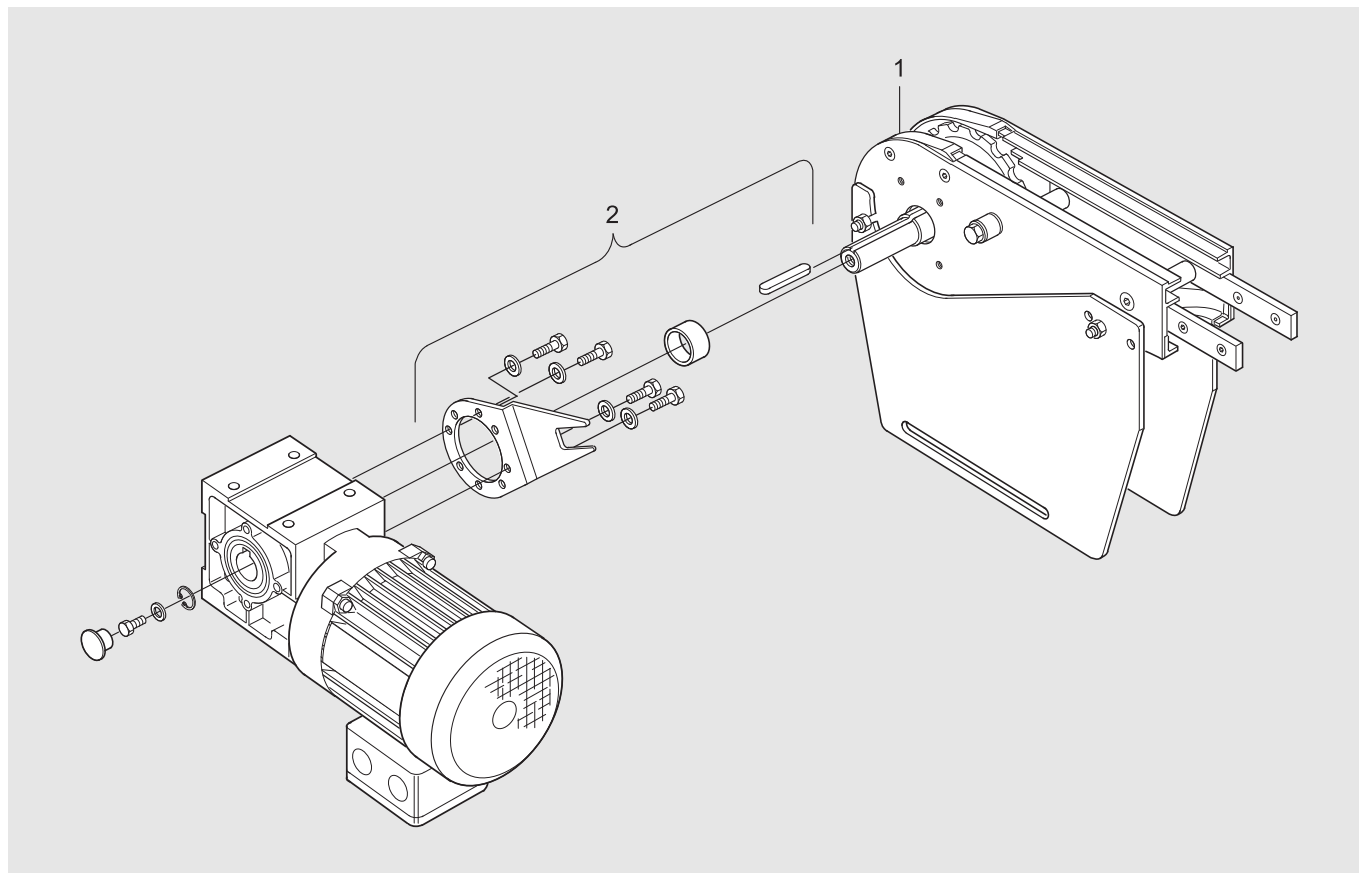
Document designation	Date	Type of revision	Entered by
XM007-E1	98-10-14	Initial version	
XM007-E2	08-10-07	Spare part kits added	JE
XM007-E3	09-03-19		JE
XM007-E4	10-07-15	Added new column	CB
XM007-E5	21-01-19	Updated logo, lists	TG
XM007-E6	21-12-13	XMEB 0 HN(L/R)PU steering guide & side plate.	TG
XM007-E7	23-11-08	New slack protection kit HNLP	TG



## Direct drive unit for light loads

Complete unit- XMEB\_HNLP/HNRP

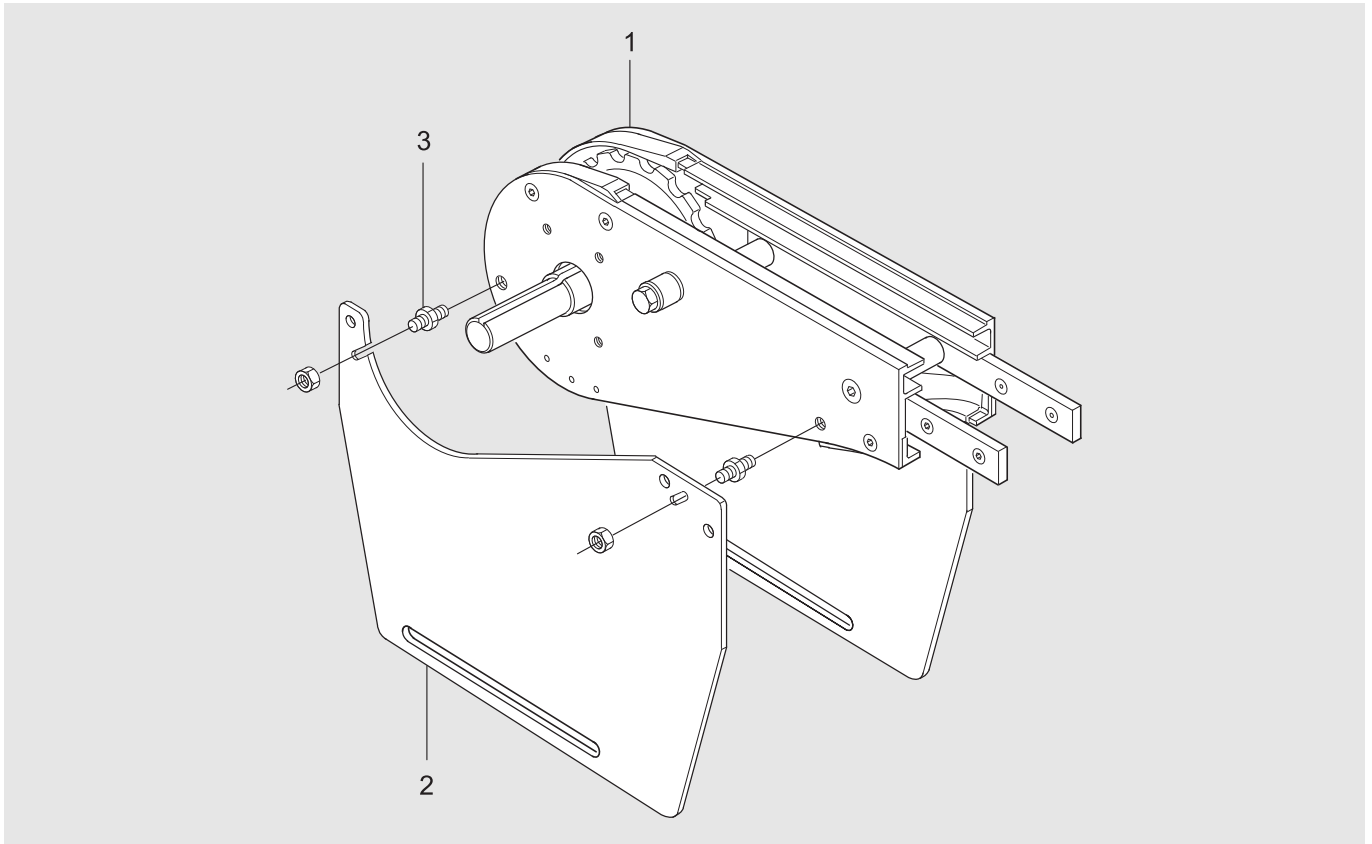
For SEW SA37 gearmotor



Item	Description	Part No	Qty	Comments	Recommended Spare parts
1	0-unit (left-hand version)	XMEB 0 HNLP	1	See next page for details	
	0-unit (right-hand version)	XMEB 0 HNRP	1	See next page for details	
	Motor alternative, see Drive unit guide 5014				
2	Torque arm	5043995	1		

## Direct drive unit for light loads

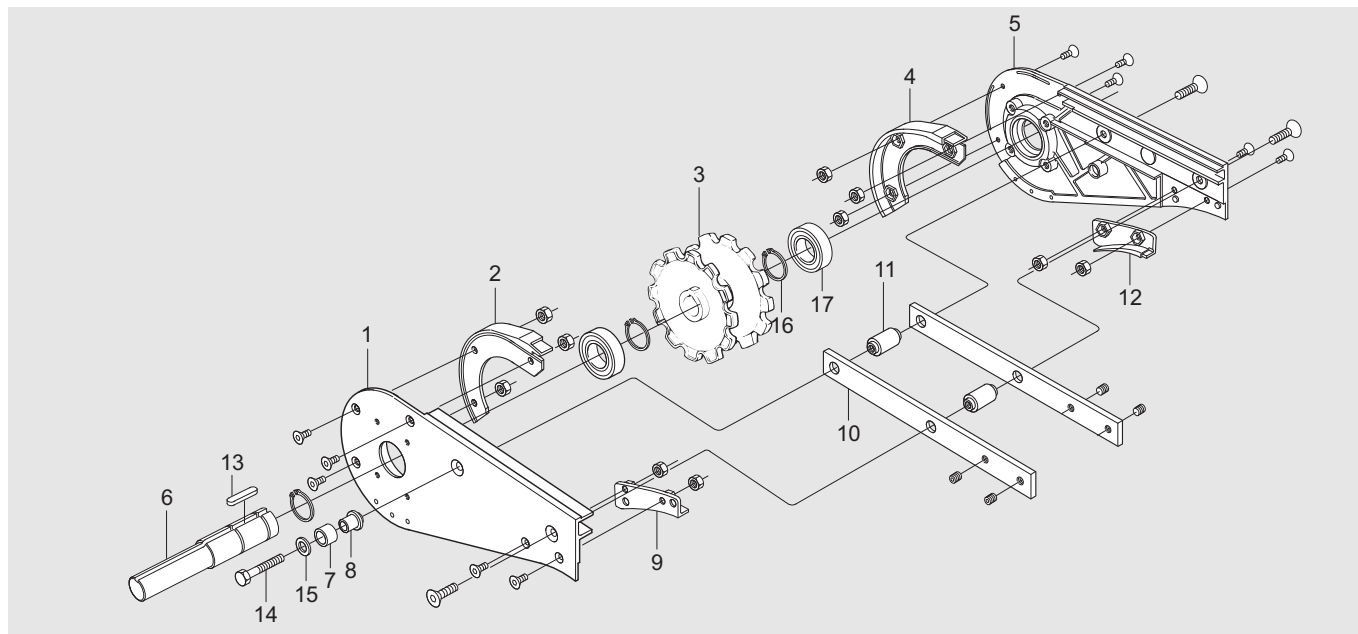
### 0- unit- XMEB 0 HNLPH/HRP



Item	Description	Part No	Qty	Comments	Recommended Spare parts
1	Basic unit (left-hand version)	XMEB 0 HNLPU	1	See next page for details	
	Basic unit (right-hand version)	XMEB 0 HNRPU	1	See next page for details	
2*	Slack protection	(5111581	2	See kit below	
3*	Screw	(3925718)	4	See kit below	
*) 2	Slack protection kit	5111564	1	LH+RH	
*) 3	Distance screw kit	5111598	1	Kit contains 10 pcs	

## Direct drive unit for light loads

### Basic unit- XMEB 0 HNLPU/HNRPU



Item	Description	Part No	Qty	Comments	Recommended Spare parts
1*	Side plate L	(FLX1002225)	1	See kit below	
2*	Steering guide L	(FLX1003701)	1	See kit below	
3*	Drive wheel	5111617	1	(3904457)	X
4*	Steering guide R	(FLX1003696)	1	See kit below	
5*	Side plate R	(FLX1002224)	1	See kit below	
6*	Drive shaft	(5043970)	1	See kit below	
7*	Plastic bushing	(5043874)	1	See kit below	
8*	Sleeve	(5043873)	1	See kit below	
9*	Guide L	(3904742)	1	See kit below	
10	Connecting strip	3921123	2		
11	Spacer	3904440	2		
12*	Guide R	(3904456)	1	See kit below	
13*	Thin parallel key	DIN 6885A h9	1	8x7x40	
14*	Screw	ISO 10642 A	1	8x45 A2K	
15*	Washer	ISO 7089	1	8,4x20x2 A2K	
16*	Retaining ring	DIN 471	2	25 St	
17*	Bearing	(6205-2RS1/C3)	2	See kit below	
*) 1+5	Side plate kit	5111586	1		
*) 2+4	Spare parts kit Steering guide	5111606	1		X
*) 3+6+13+16+17	Wheel kit	5111616	1		X
*) 7+8+14+15	Absorber kit	5111548	1		
*) 9+12	Spare parts kit Guide	5111607	1		X

# Spare parts Synchronous drive unit



a coesia company

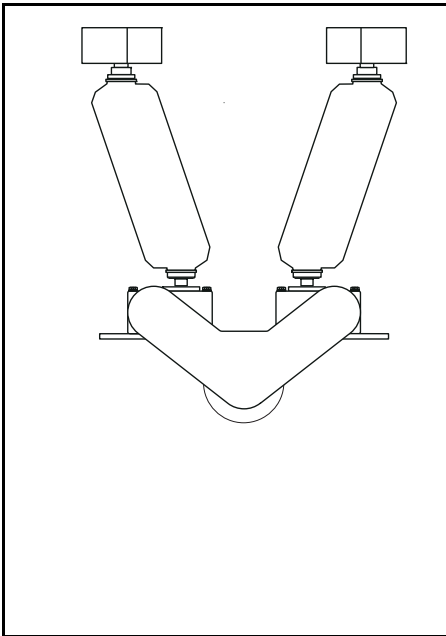
XM008-E2

*Technical information from FlexLink*

## Synchronous drive unit for vertical wedge conveyor – XM

Revision list

Doc ID	Date	Type of revision	Entered by
XM008-E1	98-10-14	New version	Enator Inforum
XM008-E2	21-01-19	Updated logo, lists	TG



### Complete unit

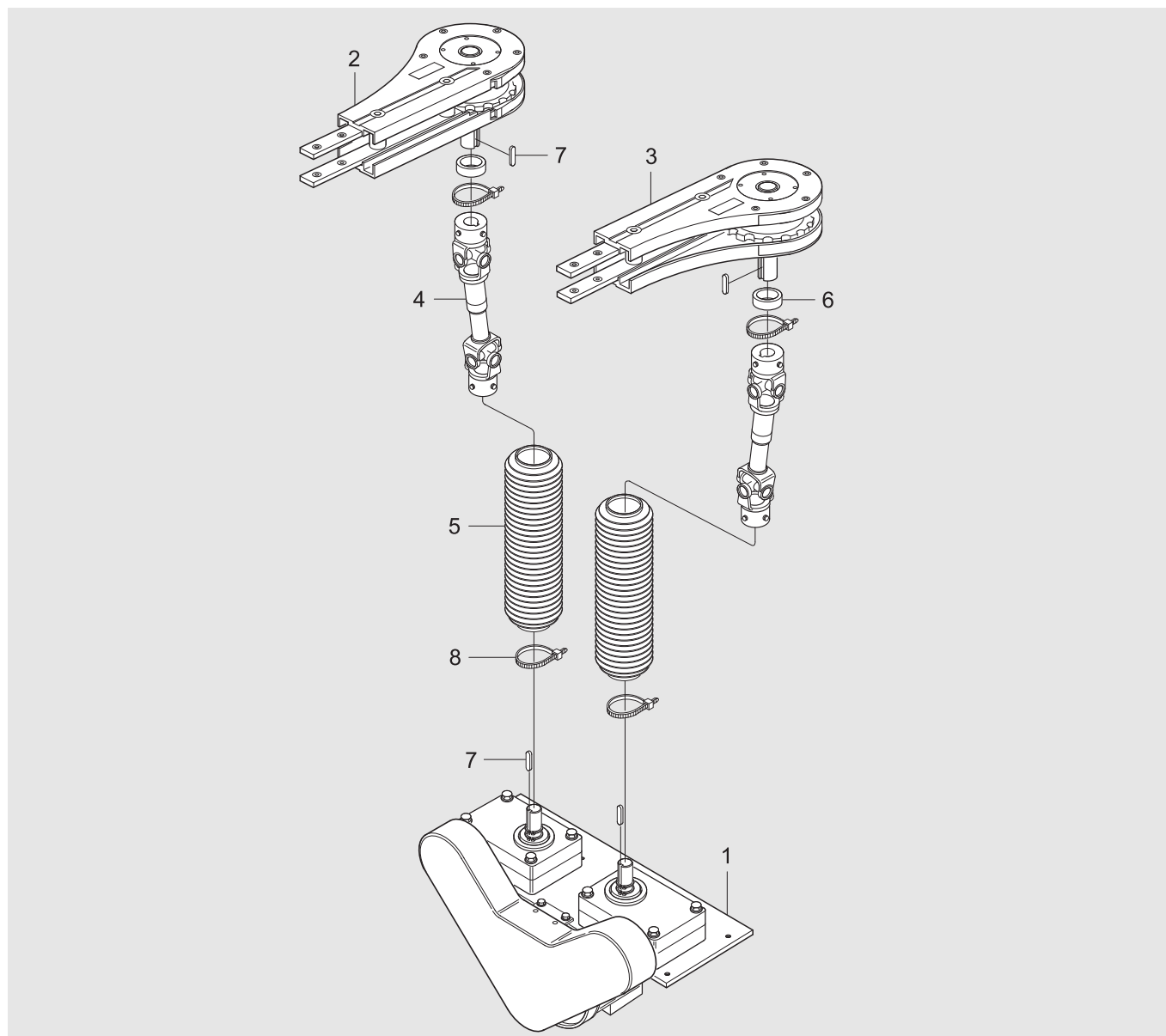
ABB motor

2 basic units, 2 cardan shafts,  
2 protecting bellows, synchronous unit,  
spaces, wedges, stripes

## Synchronous drive unit for vertical wedge conveyor

Complete unit – XMED \_ H

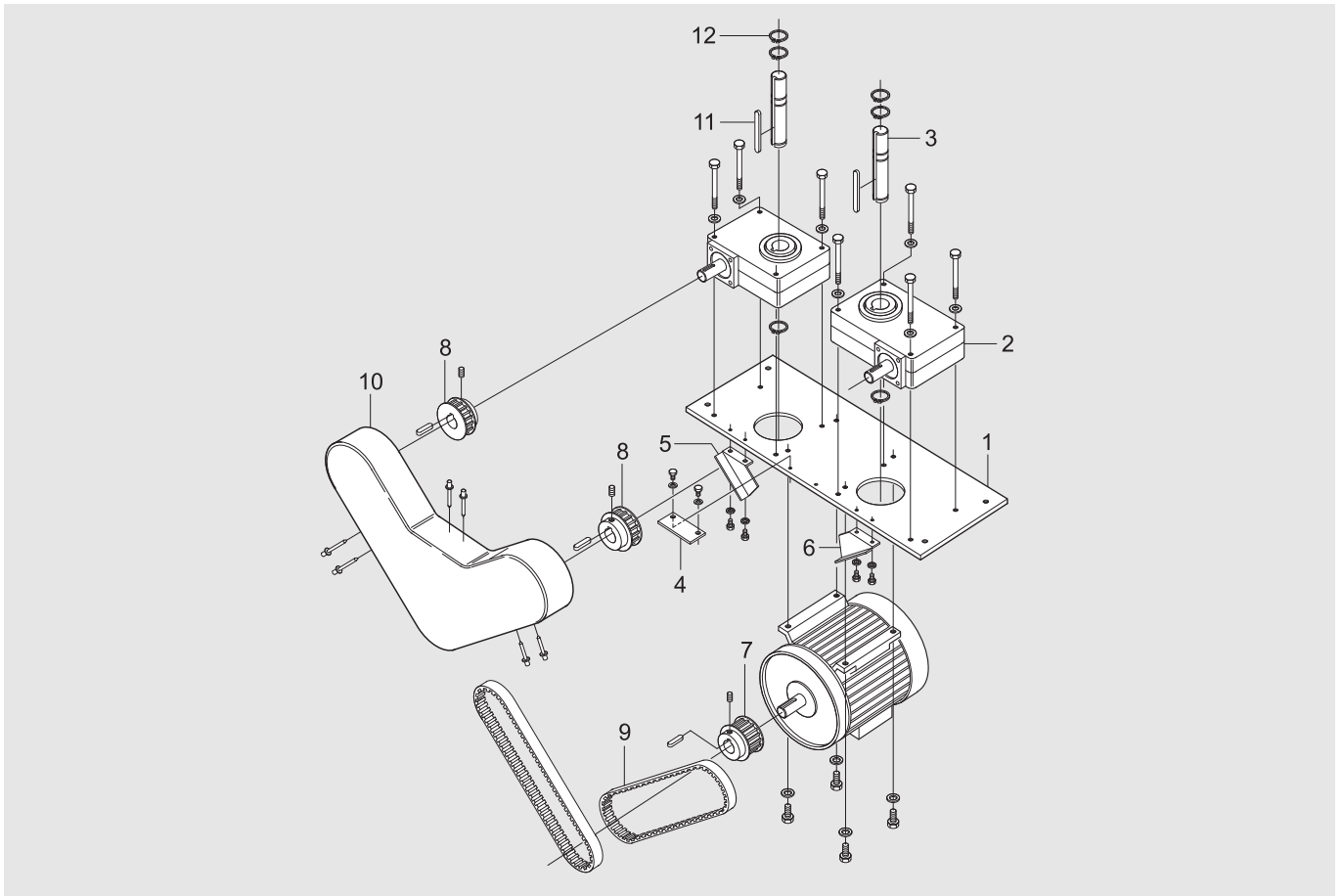
For Benzler BS 50 gear box



Item	Description	Part No	Qty	Comments	Recommended Spare parts
1	Synchronous unit		1	See next page for details	
2	Basic unit (right-hand transmission version)	XMEB 0 HRGU	1	See Page 38 for details	
3	Basic unit (left-hand transmission version)	XMEB 0 HLGU	1	See Page 38 for details	
4	Cardan shaft	3926664	2	Including set screws	
5	Protecting bellows	3926663	2		
6	Spacer	3921652	2		
7	Thin parallel key	DIN 6885A h9	4	8×7×40	
8	Stripes		4	280×4,5 mm, black	

## Synchronous drive unit for vertical wedge conveyor

### Synchronous unit



Item	Description	Part No	Qty	Comments	Recommended Spare parts
1	Adapter plate	3904045	1		
2	Gear box	BS 50	2	Benzler BS 50, 1*	
3	Shaft	3926513	2	Ø25 mm	
4	Bracket	3904041	1		
5	Bracket	3904042	1		
6	Bracket	3904043	1		
7	wheel Z1	3904040	1	(20 teeth)	X
		3927321	1	(18 teeth)	X
8	wheel Z2	3904039	2	(20 teeth)	X
		3927320	2	(18 teeth)	X
9	Cog belt	240 L-050	2		
10	Transmission cover	3904044	1		
11	Thin parallel key	DIN 6885A h9	2	8x7x80	
12	Groove ring	DIN 471	6	25 st	



# Spare parts XMEB # CNLP/CNRP

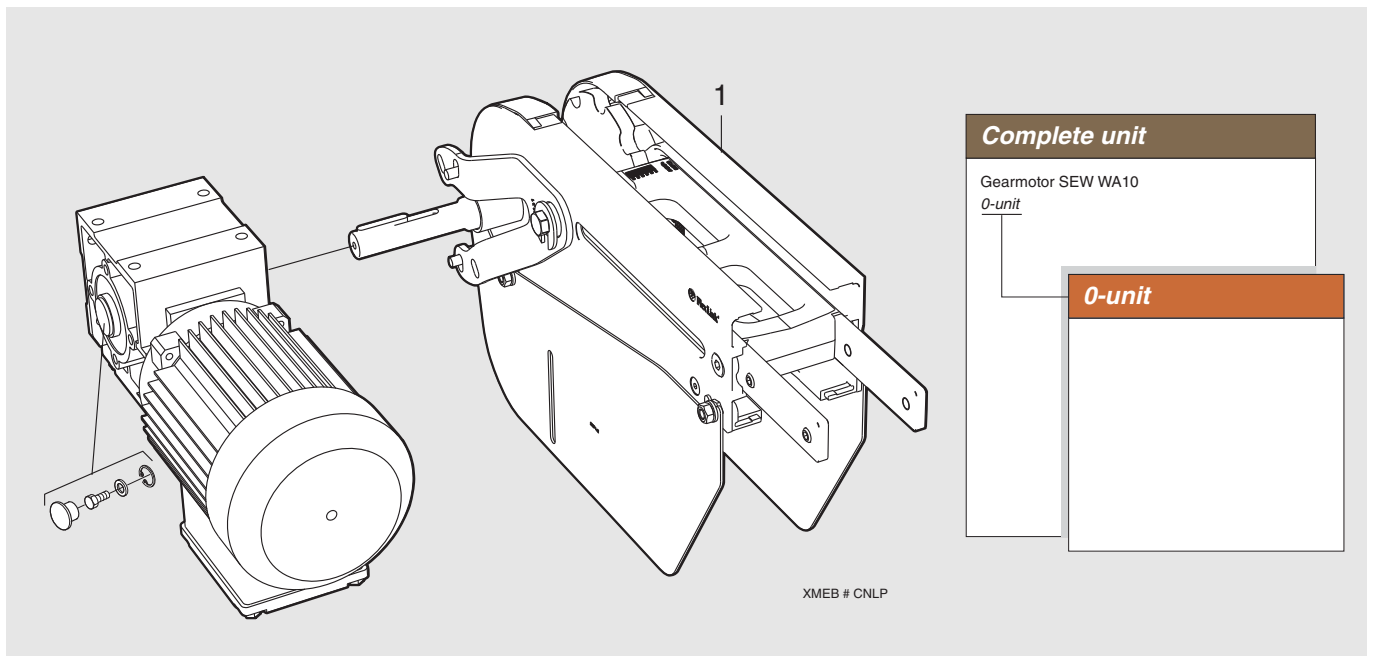
Technical information from FlexLink

## End drive unit XM Type C, direct drive without slip clutch

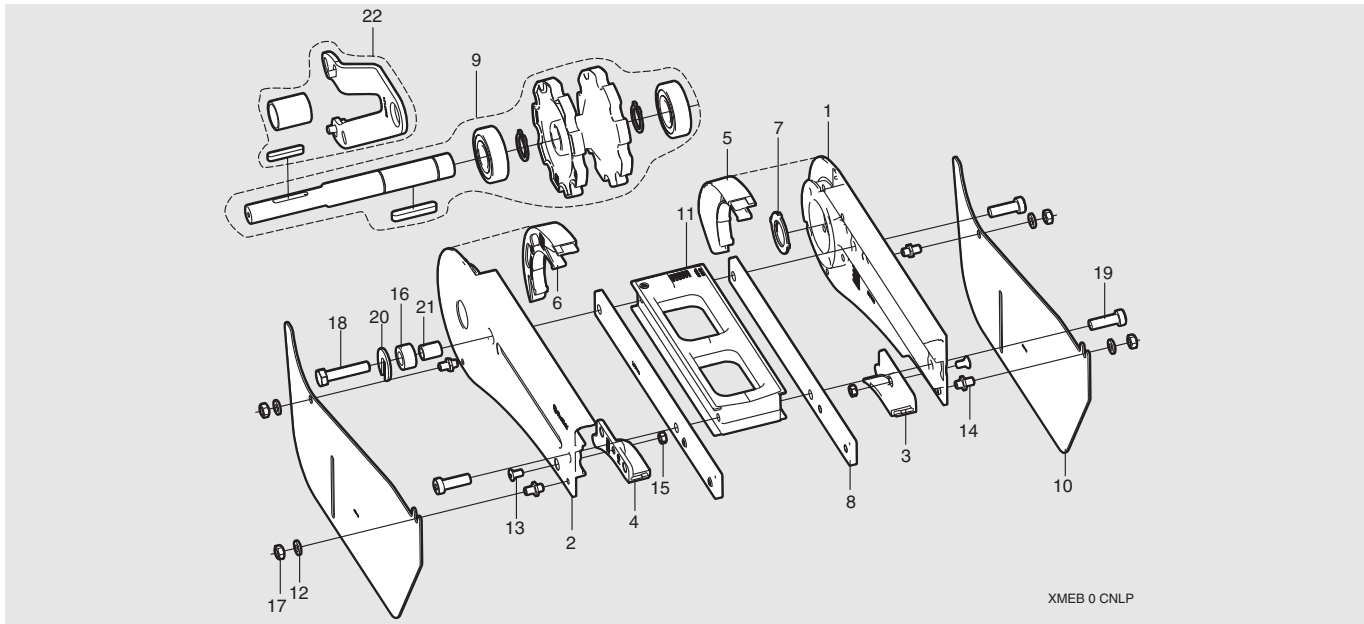
### Revision list

Document designation	Date	Type of revision	Entered by
5351EN-1	06-06-30	Initial version	
5351EN-2	08-10-07	Spare parts kit	JE
5351EN-3	09-03-19	Spare parts kit	JE
5351EN-4	10-08-30	Added new column	CB
5351EN-5	21-01-19	Updated logo and lists	TG

### Complete unit XMEB # CNLP/CNRP



Item	Description	Part No	Qty	Comments	Recommended Spare parts
1	0-unit (left-hand version)	XMEB 0 CNLP	1	See next page for details	
	0-unit (right-hand version)	XMEB 0 CNRP	1	See next page for details	

**0-unit XMEB 0 CNLP/CNRP**

Item	Description	Part No	Qty	Comments	Recommended Spare parts
1 *	Side plate, R	(5057108)	1	See kit below	
2*	Side plate, L	(5057107)	1	See kit below	
3*	Guide, R	(5057113)	1	See kit below	
4*	Guide, L	(5057112)	1	See kit below	
5*	Steering guide, R	(5057111)	1	See kit below	
6*	Steering guide, L	(5057110)	1	See kit below	
7*	Cover	(5057133)	1	See kit below	
8	Connecting strip	5057114	2		
9	Spare parts kit XM WA10 drive	5057898	1	Shaft, wheel, bearings, retaining rings, wedge	X
10 *	Slack protection	(5057142)	2	See kit below	
11	Frame	5057130	1		
12	Washer	ISO 7089	4	6,4x12x1,6 A2K	
13	Screw	ISO 10642	2	M5x10 A2K	
14 *	Distance screw M6	(5058111)	4	See kit below	
15	Nut	ISO 4032	2	M5 A2K	
16 *	Torque absorber	(5043874)	1	See kit below	
17	Nut	ISO 4032	4	M6 A2K	
18 *	Screw	(5046641)	1	See kit below	
19	Screw	DIN 7984	3	M8x25 10,9 A2K	
20 *	Washer for torque arm	(5056635)	1	See kit below	
21 *	Spacer	(5057483)	1	See kit below	
22	Torque arm kit	5058052	1	Torque arm, sleeve, screws, washers, wedge	
*) 1+2+7	Side plate kit	5111562	1	LH+RH, covers, Including screws and nuts	
*) 3+4	Spare parts kit, guides	5057890	1	Guides LH+RH, , screws and nuts	X
*) 5+6	Spare parts kit, steering guides	5057888	1	Steering guides LH+RH, screws and nuts	X
*) 10	Slack protection kit	5111561	1	LH+RH	
*) 14	Distance screw kit	5111597	1	Kit contains 10 pcs	
*) 16+18+20+21	Absorber kit	5111563	1		

# Spare parts XMEB #CNLP/MNRP

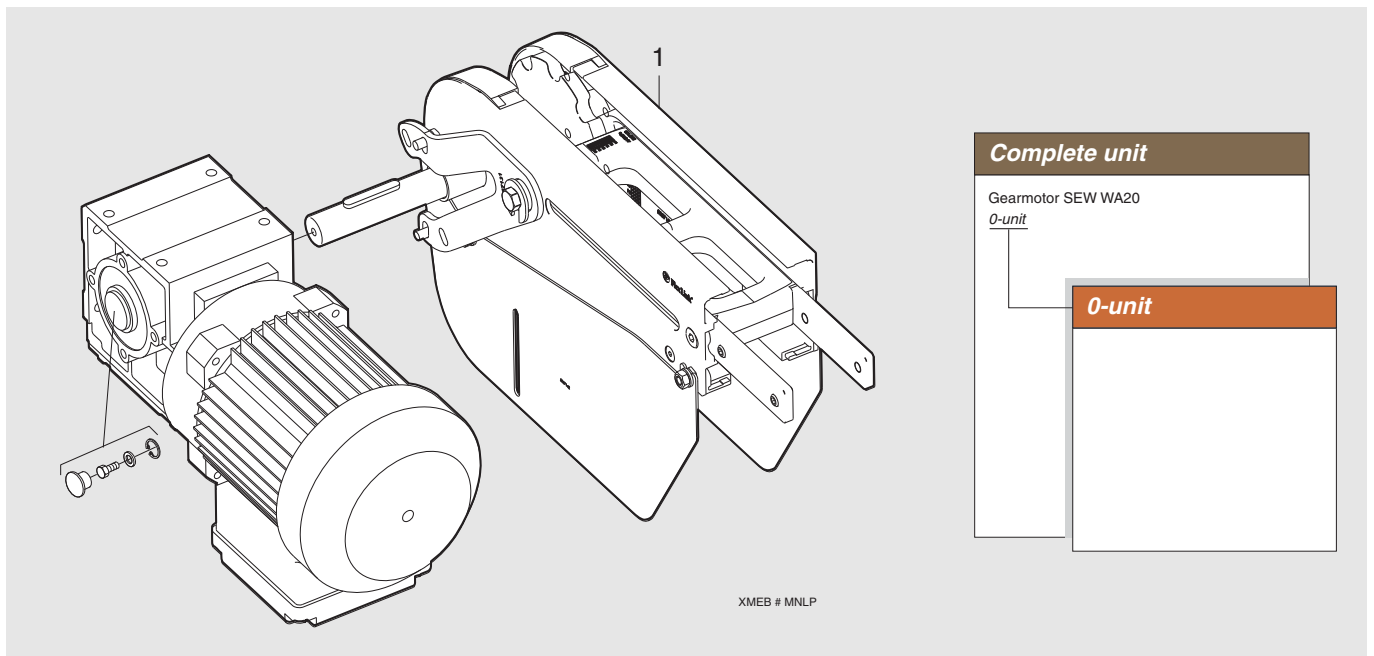
Technical information from FlexLink

## End drive unit XM Type M, direct drive without slip clutch

### Revision list

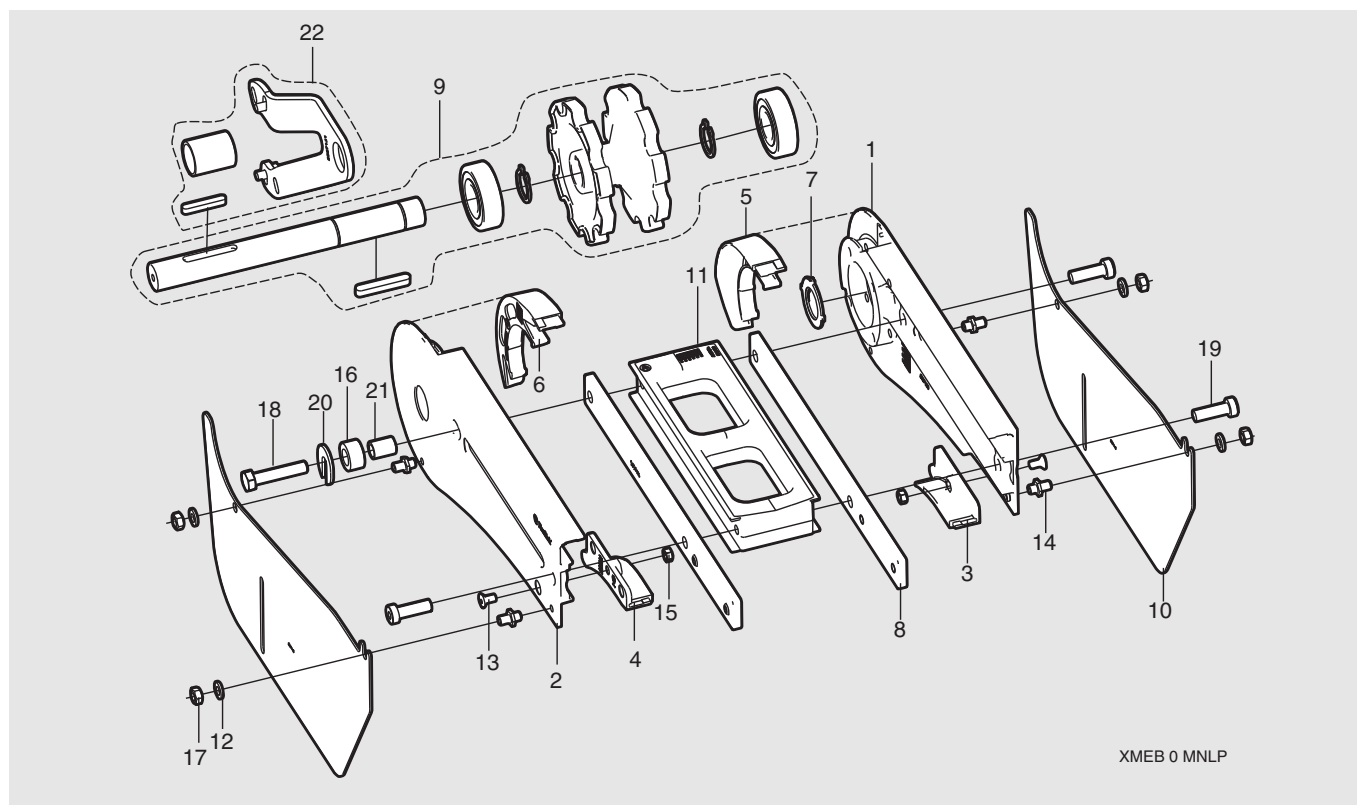
Document designation	Date	Type of revision	Entered by
5352EN-1	06-06-30	Initial version	
5352EN-2	08-10-07	Spare part kits added	JE
5352EN-3	09-03-19		JE
5352EN-4	10-08-31	Added new column	CB
5352EN-5	21-01-19	Updated logo and lists	TG

### Complete unit XMEB # MNLP/MNRP



Item	Description	Part No	Qty	Comments	Recommended Spare parts
1	0-unit (left-hand version)	XMEB 0 MNLP	1	See next page for details	
	0-unit (right-hand version)	XMEB 0 MNRP	1	See next page for details	

## 0-unit XMEB 0 MNLP/MNRP



Item	Description	Part No	Qty	Comments	Recommended Spare parts
1	Side plate, R	5057108	1		
2	Side plate, L	5057107	1		
3+4	Spare parts kit, guides	5057890	1	Guides LH+RH	X
5+6	Spare parts kit, steering guides	5057888	1	Steering guides LH+RH	X
7	Cover	5057133	1		
8	Connecting strip	5057114	2		
9	Spare parts kit XM WA20 drive	5057899	1	Shaft, wheel, bearings, retaining rings, wedge	X
10 *	Slack protection	(5057142)	2	See kit below	
11	Frame	5057130	1		
12	Washer	ISO 7089	4	6,4x12x1,6 A2K	
13	Screw	ISO 10642	2	M5x10x10,9 A2K	
14 *	Distance screw M6	(5058111)	4	See kit below	
15	Nut	ISO 4032	2	M5 A2K	
16 *	Torque absorber	(5043874)	1	See kit below	
17	Nut	ISO 4032	4	M6 A2K	
18 *	Screw	ISO 4014	1	M8x40 8,8 A2K	
19	Screw	DIN 7984	3	M8x25 10,9 A2K	
20 *	Washer for torque arm	(5056635)	1	See kit below	
21 *	Spacer	(5057483)	1	See kit below	
22	Torque arm kit	5058052	1	Torque arm, sleeve, screws, washers, wedge	
*) 10	Slack protection kit	5111561	1		
*) 14	Distance screw kit	5111597	1	Kit contains 10 pcs	
*) 16+18+20+21	Absorber kit	5111563	1		

# Spare parts XMEB # HNLP/HNRP

Technical information from FlexLink



a coesia company

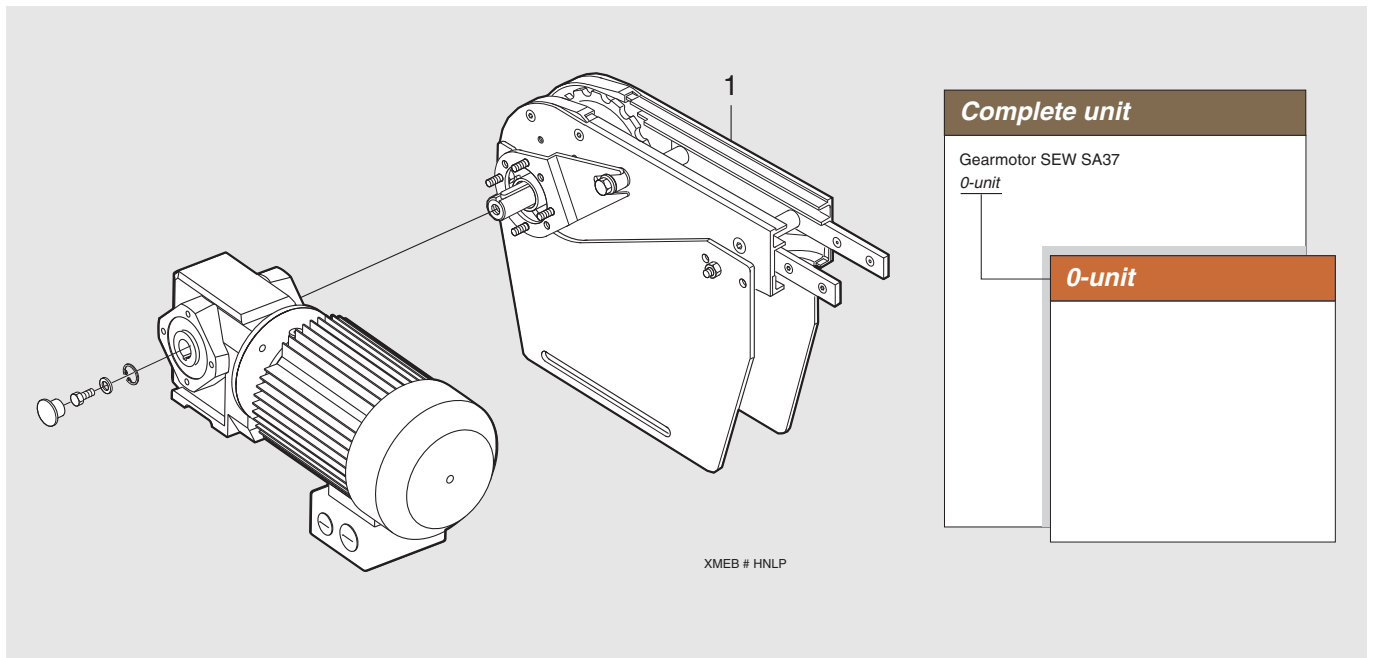
5353EN-6

## End drive unit XM Type H SA37, direct drive without slip clutch

### Revision list

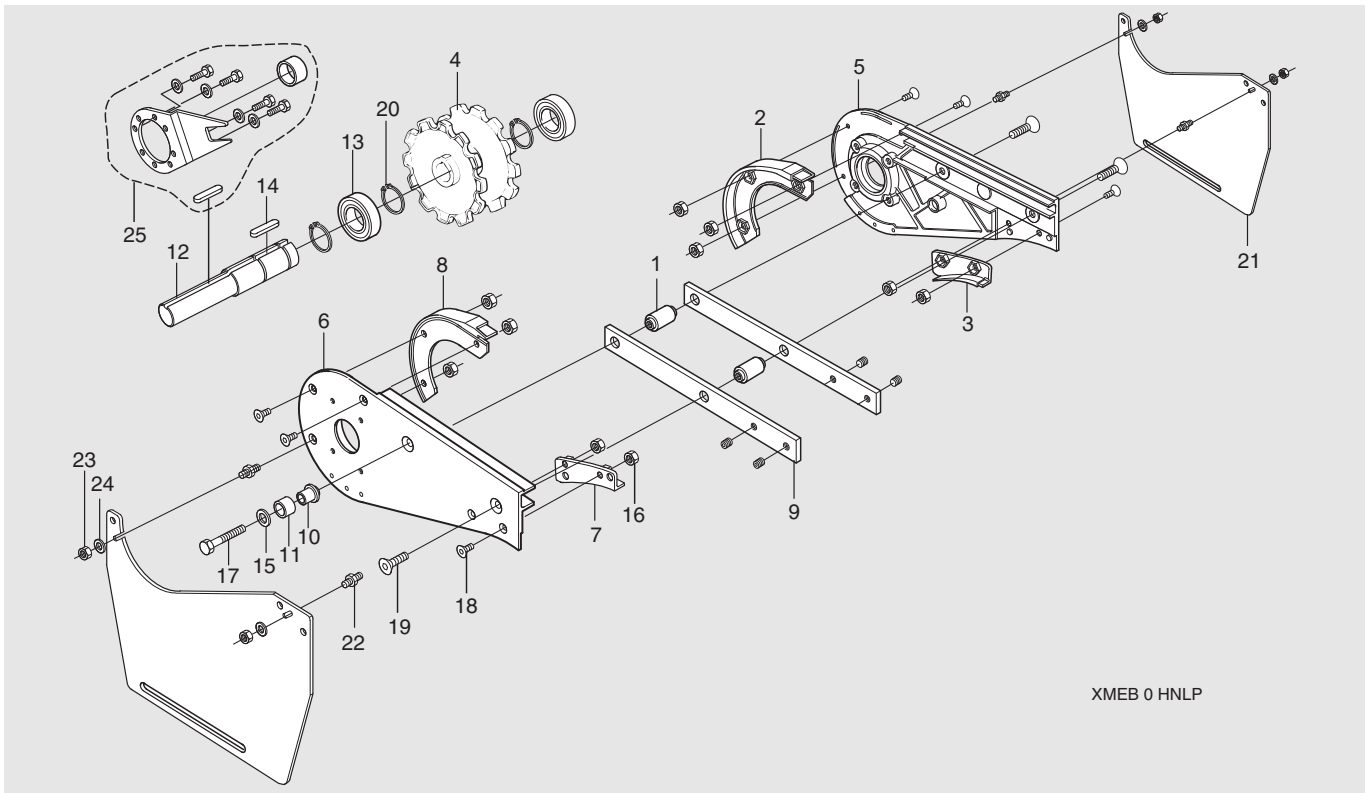
Document designation	Date	Type of revision	Entered by
5353EN-1	06-06-30	Initial version	
5353EN-2	08-10-07	Spare part kits added	JE
5353EN-3	09-03-19		JE
5353EN-4	10-08-31	Added new column	CB
5353EN-5	21-01-19	Updated logo and lists	TG
5353EN-6	21-12-16	XMEB 0 HN(L/R)P steering guides, side plates	TG

### Complete unit XMEB # HNLP/HNRP

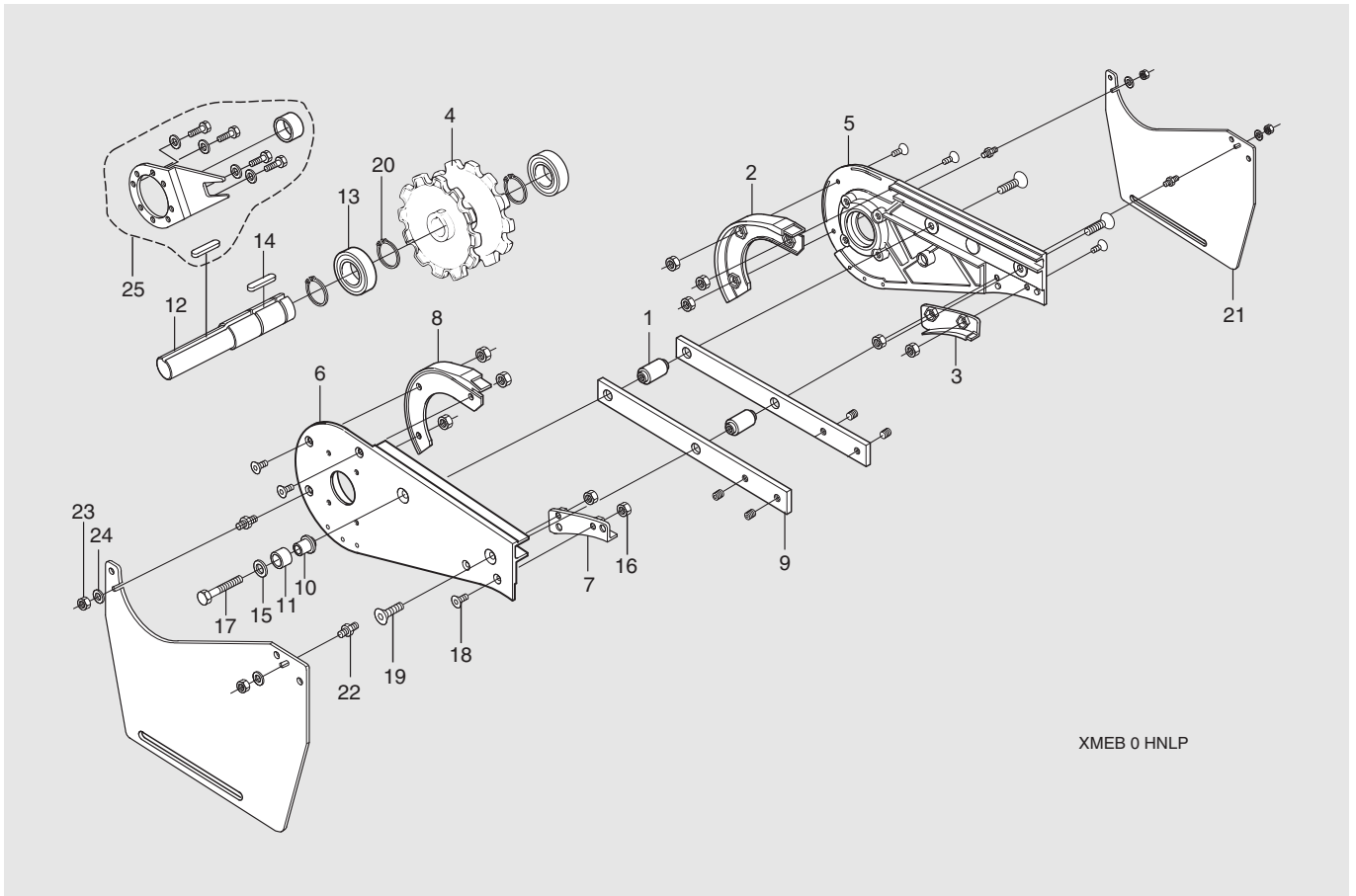


Item	Description	Part No	Qty	Comments	Recommended Spare parts
1	0-unit (left-hand version)	XMEB 0 HNLP	1	See next page for details	
	0-unit (right-hand version)	XMEB 0 HNRP	1	See next page for details	
For SEW SA37 gearmotor					

## 0-unit XMEB 0 HNLP/HNRP



Item	Description	Part No	Qty	Comments	Recommended Spare parts
1	Spacer	3904440	2		
2*	Steering guide R	(FLX1003696)	1	See kit on next page	
3*	Guide R	(3904456)	1	See kit on next page	
4*	Drive wheel	5111617	1	(3904457)	X
5*	Side plate R	(FLX1002224)	1	See kit on next page	
6*	Side plate L	(FLX1002225)	1	See kit on next page	
7*	Guide L	(3904742)	1	See kit on next page	
8*	Steering guide L	(FLX1003701)	1	See kit on next page	
9	Connecting strip	3921123	2		
10*	Sleeve	(5043873)	1	See kit on next page	
11*	Torque absorber	(5043874)	1	See kit on next page	
12*	Shaft	(5057045)	1	See kit on next page	
13*	Bearing	(6205 2RS1/C3)	2	See kit on next page	
14	Thin parallel key	DIN 6885A h9	1	8x7-30	
15*	Washer for torque arm	(5056635)	1	See kit on next page	
16	Nut	ISO 4032	10	M5 A2K	
17*	Screw	ISO 4014	1	See kit on next page M8X45 - 8,8 A2K	
18	Screw	ISO10642	6	M5X10 10,9 A2K	
19	Screw	ISO10642	3	M8X30 10,9 A2K	
20*	Retaining ring	DIN 471	2	See kit on next page 25 st	
21*	Slack protection	(5111581)	1	See kit on next page	
22*	Distance screw M5/M6	(3925718)	4	See kit on next page	
23	Nut	ISO 4032	4	M6 A2K	
24	Washer	ISO 7089	4	6.4X12X1,6 A2K	
25	Torque arm kit	5057039	1	Torque arm, cover, screws, washers, wedge	

**0-unit XMEB 0 HNLP/HNRP**

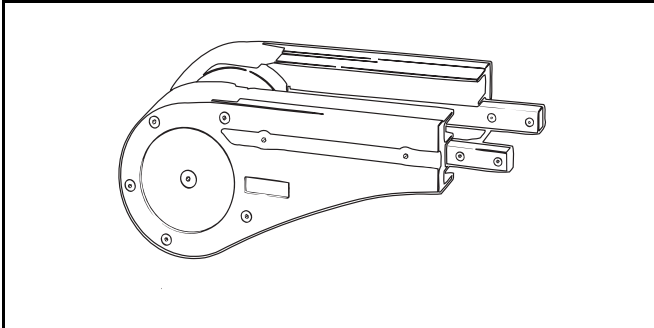
Item	Description	Part No	Qty	Comments	Recommended Spare parts
*) 2+8	Spare parts kit Steering guide	5111606	1		X
*) 3+7	Spare parts kit Guide kit	5111607	1		X
*) 4+12+13+14+20	Spare parts kit, Drive wheel	5111176	1		X
*) 5+6	Side plate kit	5111586	1		
*) 10+11+15+17	Absorber kit	5111548	1		
*) 21	Slack protection kit	5059581	1		
*) 22	Distance screw kit	5111598	1	Kit contains 10 pcs	
*)25	Torque arm kit	5057039	1	Torque arm, cover, screws, washers, wedge	



# Spare parts Idler end unit - XM

Technical information from FlexLink

## Idler end unit - XM

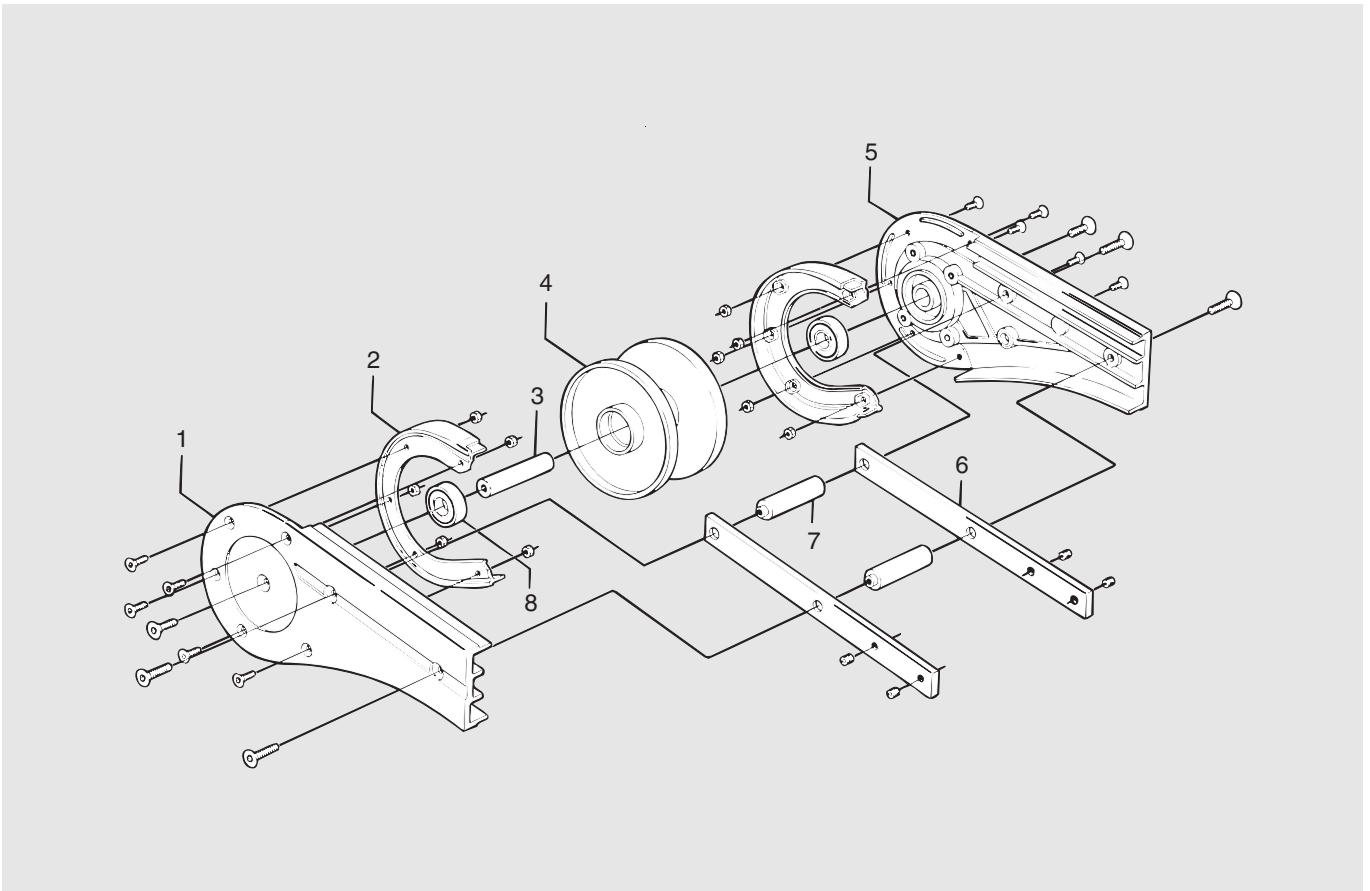


### Revision list

Document designation	Date	Type of revision	Entered by
XM009-E1	98-10-14	New version	Enator
XM009-E2	08-10-06	Spare part kits added	JE
XM009-E3	09-03-19		JE
XM009-E4	10-07-15	Added new column	CB
XM009-E5	21-01-19	Updated logo	TG
XM009-E6	21-12-16	Sideplates	TG

## Idler end unit

### XMEJ 315



Item	Description	Part No	Qty	Comments	Recommended Spare parts
1*	Side plate R	(FLX1002229)	1	See kit below	
2*	Steering guide	(3924519)	2	See kit below	
3	Shaft	3921074	1		
4*	Idler wheel	5111553	1	(3924517)	X
5*	Side plate L	(FLX1007025)	1	See kit below	
6	Connecting strip	3921123	2		
7	Spacer	3904440	2		
8	Bearing	6202-2Z	2		
*) 1+5	Side plate kit	5111614	1		
*) 2	Spare parts kit Steering guide	5111610	1		X

# Spare parts XMEJ 315 S

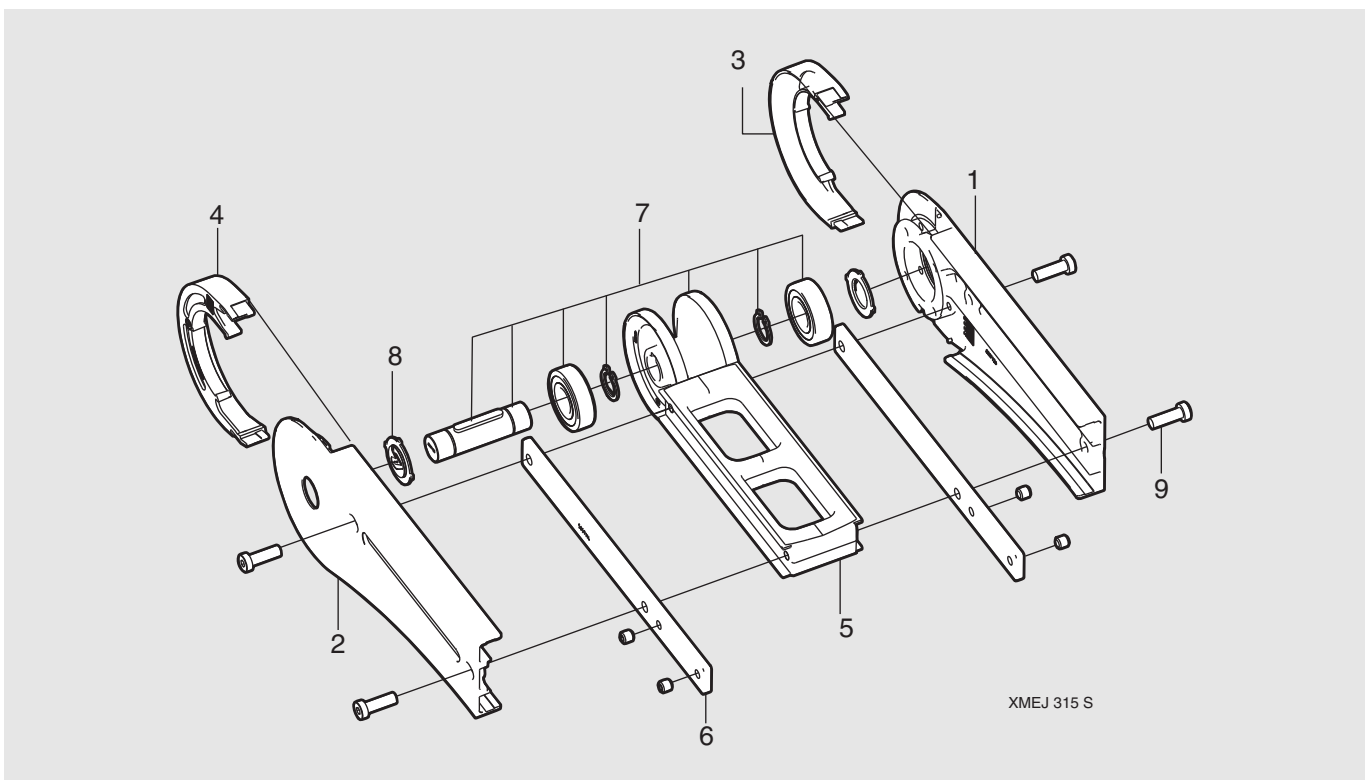
Technical information from FlexLink

## Idler end unit XM Type S

### Revision list

Document designation	Date	Type of revision	Entered by
5356EN-1	06-06-03	Initial version	
5356EN-2	08-10-06	Spare part kits added	JE
5356EN-3	09-03-19		JE
5356EN-4	10-08-31	Added new column	CB
5356EN-5	21-01-19	Updated logo and list	TG

## Complete unit XMEJ 315 S



Item	Description	Part No	Qty	Comments	Recommended Spare parts
1*	Side plate, R	(5057126)	1	See kit	
2*	Side plate, L	(5057125)	1	See kit	
3+4	Spare parts kit, steering guides	5057893	1	Steering guides LH+RH (5057128 and 5057129)	X
5	Frame	5057130	1		
6	Connecting strip	5057114	2		
7	Assembly kit for XM Idler end	5111550	1		X
8*	Cover	(5057133)	2	See kit	
9	Screw	DIN 7984	4	M8X25 10,9	
*)1+2+8	Side plate kit	5111551	1		



# Spare parts Pallet locating station - XM

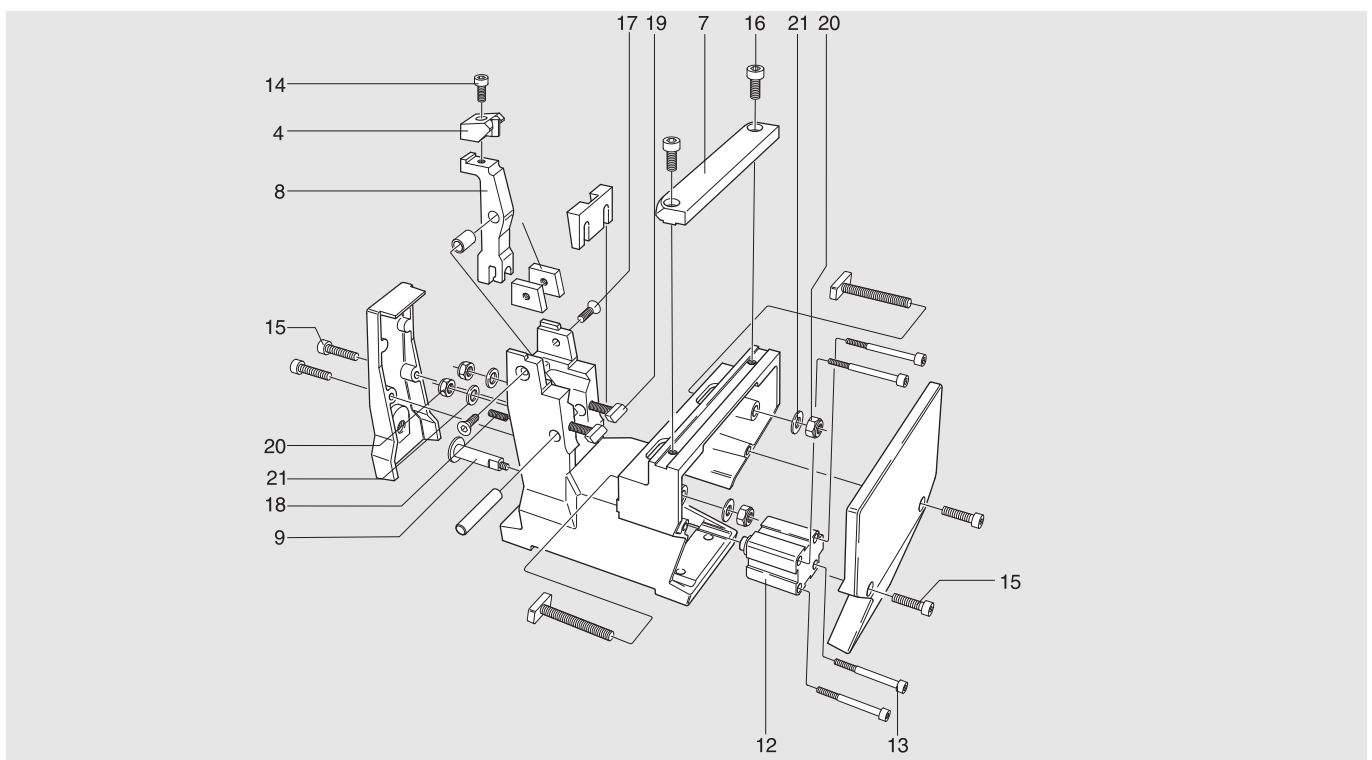
Technical information from FlexLink

PH002-4

## Pallet locating station – XMPX 150 A

### Revision list

Document designation	Date	Type of revision	Entered by
PH002-1	-	Initial version	-
PH002-2	-	-	-
PH002-3	21-01-19	Updated logo and list	TG
PH002-4	22-10-04	Removed voided no.1-3,5,6,10,11	TG



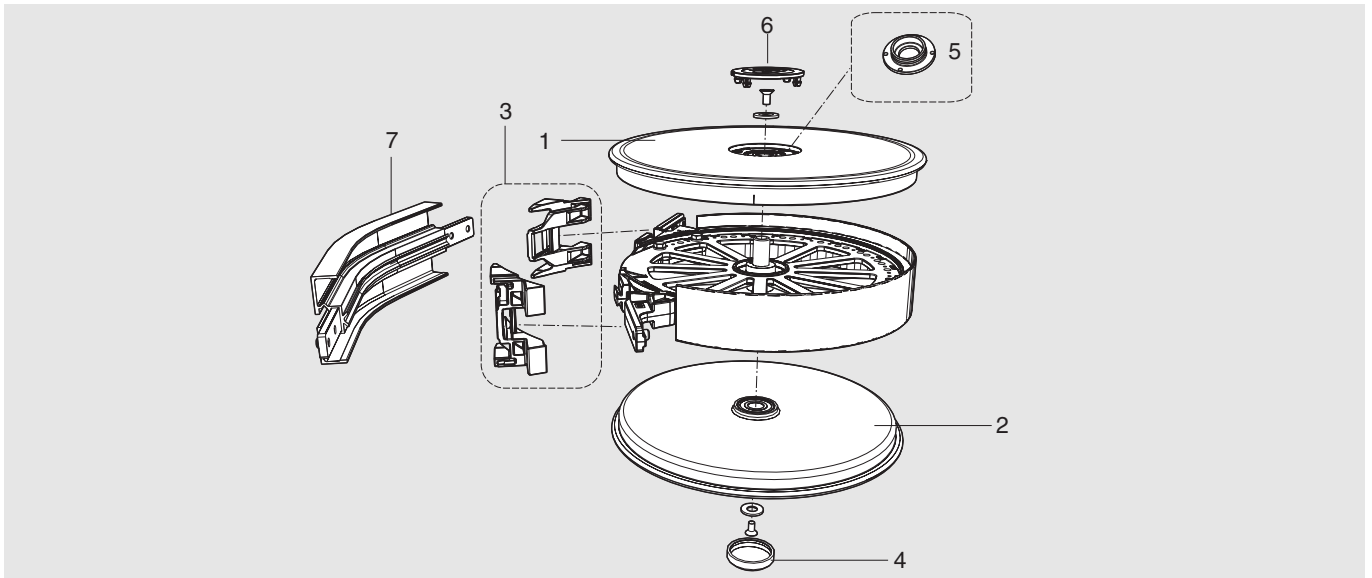
Item	Description	Part No	Qty	Comments	Recommended Spare parts
4	Locating plunger	3921311	1		
7	Guide rule	3921338	1		
8	Arm	3904798	1		
9	Rod end XM	5052825	1		
10	Cylinder pin	CP-h8-10x60	1		
13	Screw	ISO 4762	4	M5x50 A2K	
14	Screw	ISO 4762	1	M6x20 A2K	
15	Screw	ISO 4762	4	M6x25 A2K	
16	Screw	ISO 4762	2	M8x16 A2K	
17	Screw	ISO 10642	2	M6x16 A2K	
18	Screw	ISO 4029	1	M16x16 A2K	
19	T-slot screw	XLAT 71	4		
20	Nut	XLAN 8	4		
21	Washer	ISO 7089	4	8,4x16x1,6 A2K	



# Spare parts X\_BH

Wheel bends XSBH-, XLBH-, XBBH-, XMBH-, XHBH-, XKBH-, XTBH-

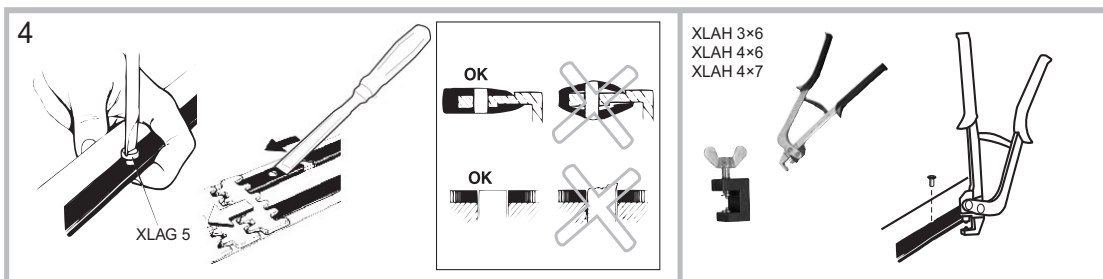
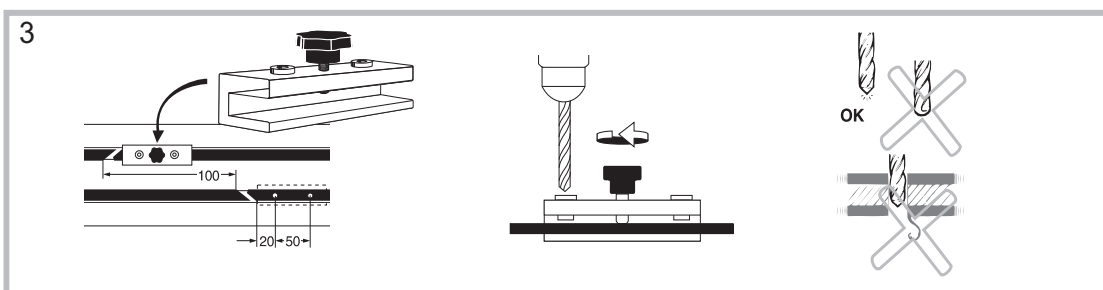
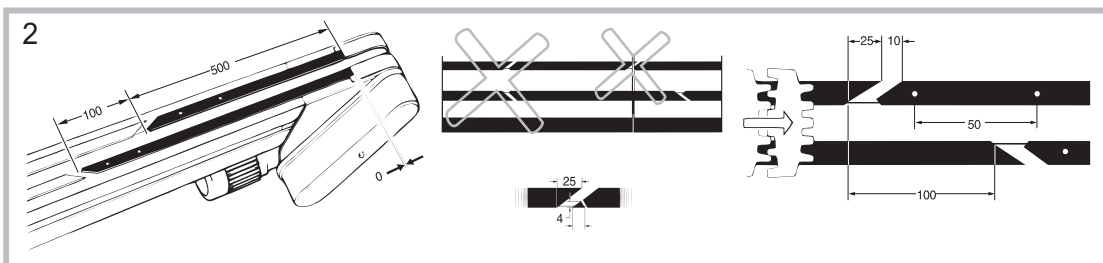
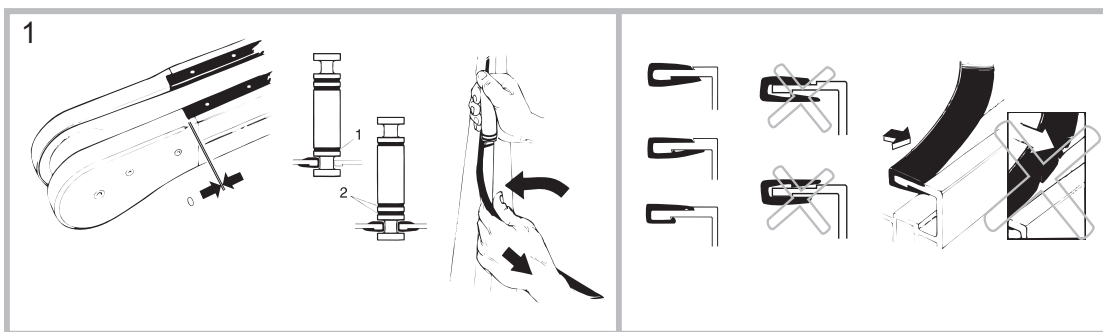
## Complete wheel bend



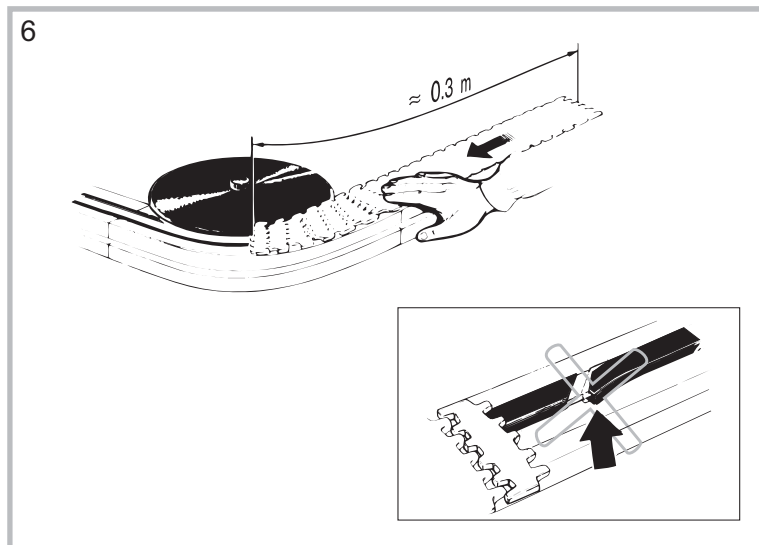
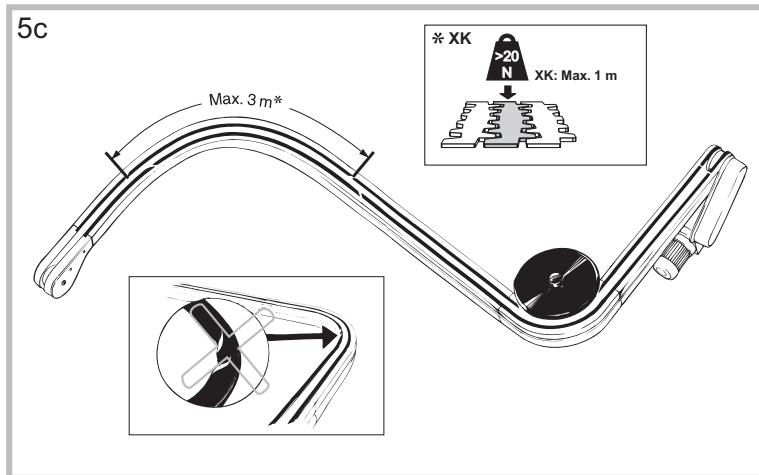
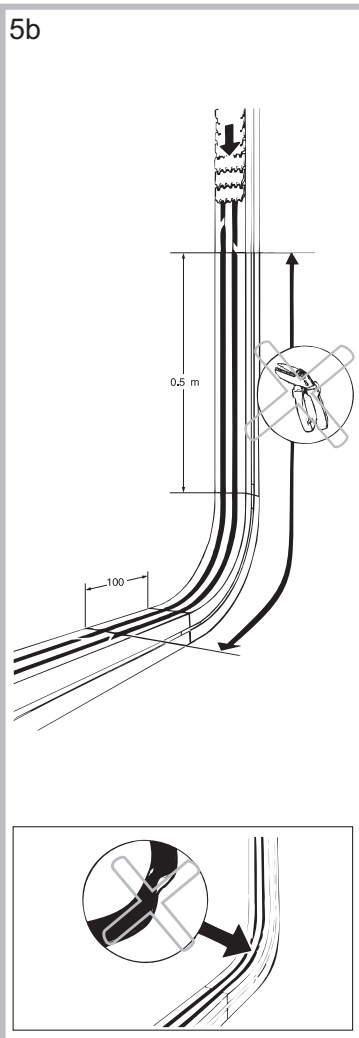
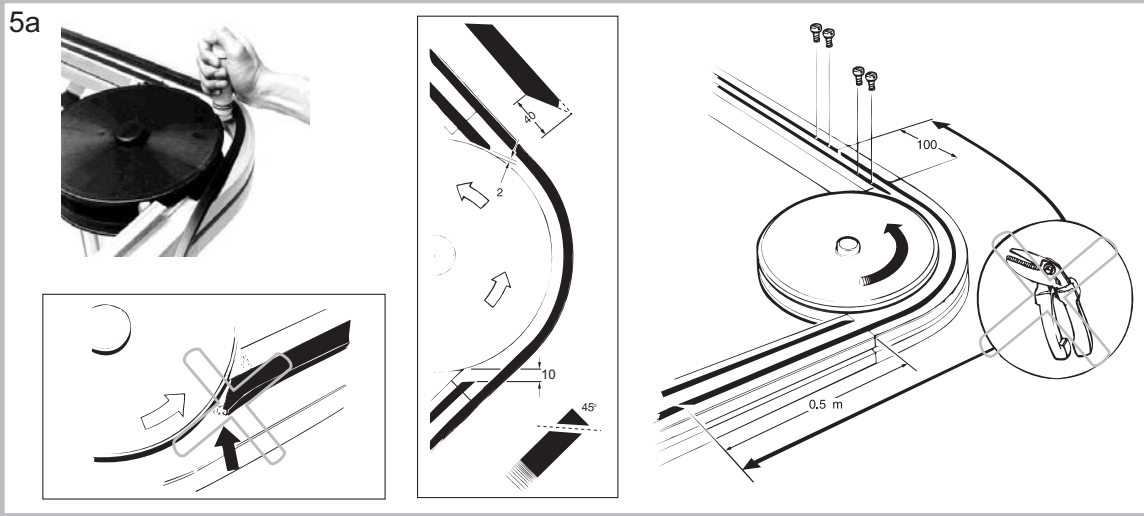
Item	Description	Part no							Recommended Spare parts
		XS	XL type A	X85	XM type A	XH type A	XK	XT	
1	Wheel disc* (upper)	3902168	5059247	5059247	5059247	5059247	3924966	5059247	
2	Wheel disc* (lower)	3902168	5059244	5059244	5059244	5059244	3924966	5059244	
3	Guides kit**	n.a.	5059235 (2pcs of 5057693)	5110507 (2pcs of 5059483)	5059236 (2pcs of 5057694)	5059237 (2pcs of 5057695)	n.a.	n.a.	X
4	Wheel cover	3901120	3901120	3901120	3901120	3901120	3901120	3901120	
5	Adapter kit	n.a.	5058559	5058559	5058559	5058559	3925714	5058559	
6	Wheel cover	5057697	5057697	5057697	5057697	5057697	n.a.	5057697	
7	Outer bend	XSBE 30R150	XLBE 30R150	XBBE 30A85R160	XMBE 30R160	XHBE 30R170	XKBE 30R200		
7	Outer bend	XSBE 45R150	XLBE 45R150	XBBE 45A85R160	XMBE 45R160	XHBE 45R170	XKBE 45R200	5048240	
7	Outer bend		XLBE 60R150		XMBE 60R160	XHBE 60R170			
7	Outer bend	XSBE 90R150	XLBE 90R150	XBBE 90A85R160	XMBE 90R160	XHBE 90R170	XKBE 90R200	5048482	
7	Outer bend	XSBE 180R150	XLBE 180R150	XBBE 180A85R160	XMBE 180R160	XHBE 180R170	XKBE 180R200	5048485	
7	Outer bend			XBBE EA85R160					
*	Including bearings								
**	One pair								

This page is intentionally left blank

	XS	XL	XM	XH	XK	XB	XW
	XLMR 140		XMMR 140	XHMR 200	XKMR 200	XBMR 170	-
	XLAG 5				XWAG 5	XLAG 5	XWAG 5
	XLAH 3x6	XLAH 4x6			XLAH 4x7		
	3924774						3920500
	3,2 mm						4,2 mm
	3924776						5051395
	3924770						3923005



No. 6608859-04



No. 6608859-04

# Spare parts Slide rails - XM

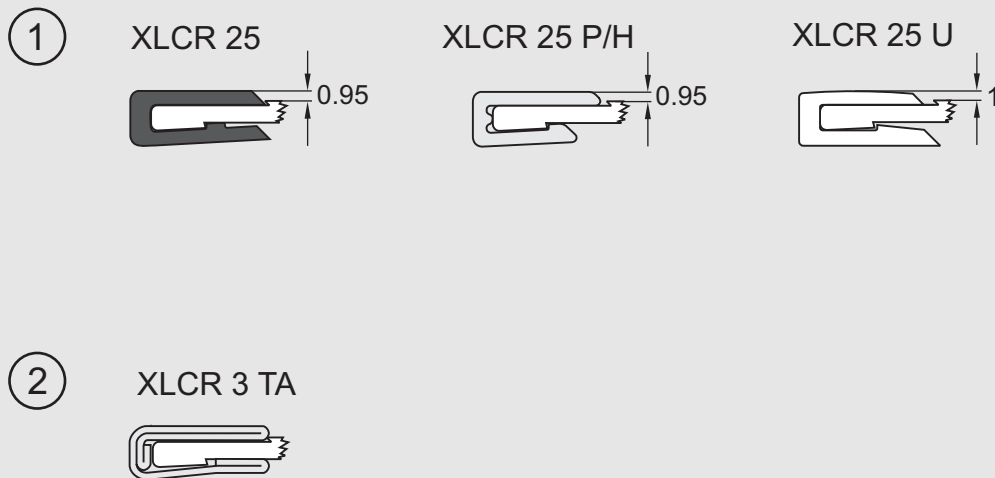
Technical information from FlexLink

## Spare parts Slide rails - XM

### Revision list

Document designation	Date	Type of revision	Entered by
5568EN-1	-	Initial version	
5356EN-2	21-01-19	Updated logo and list	TG

### Slide rails – XM



Item	Description	Part No	Qty	Comments	Recommended Spare parts
1	Plastic slide rails for XM beams				
	HDPE ( $\mu=0,1-0,25$ ) (Black)	XLCR 25			
	PVDF ( $\mu=0,15-0,35$ ) (Transparent white)	XLCR 25 P			
	UHMW-PE ( $\mu=0,1-0,25$ ) (White)	XLCR 25 U			
	PA-PE ( $\mu=0,1-0,25$ ) (Grey)	XLCR 25 H			
2	Steel slide rail for XM beams				
	Slide rail ( $\mu=0,15-0,35$ )	XLCR 3 TA		Acid resistant stainless steel	

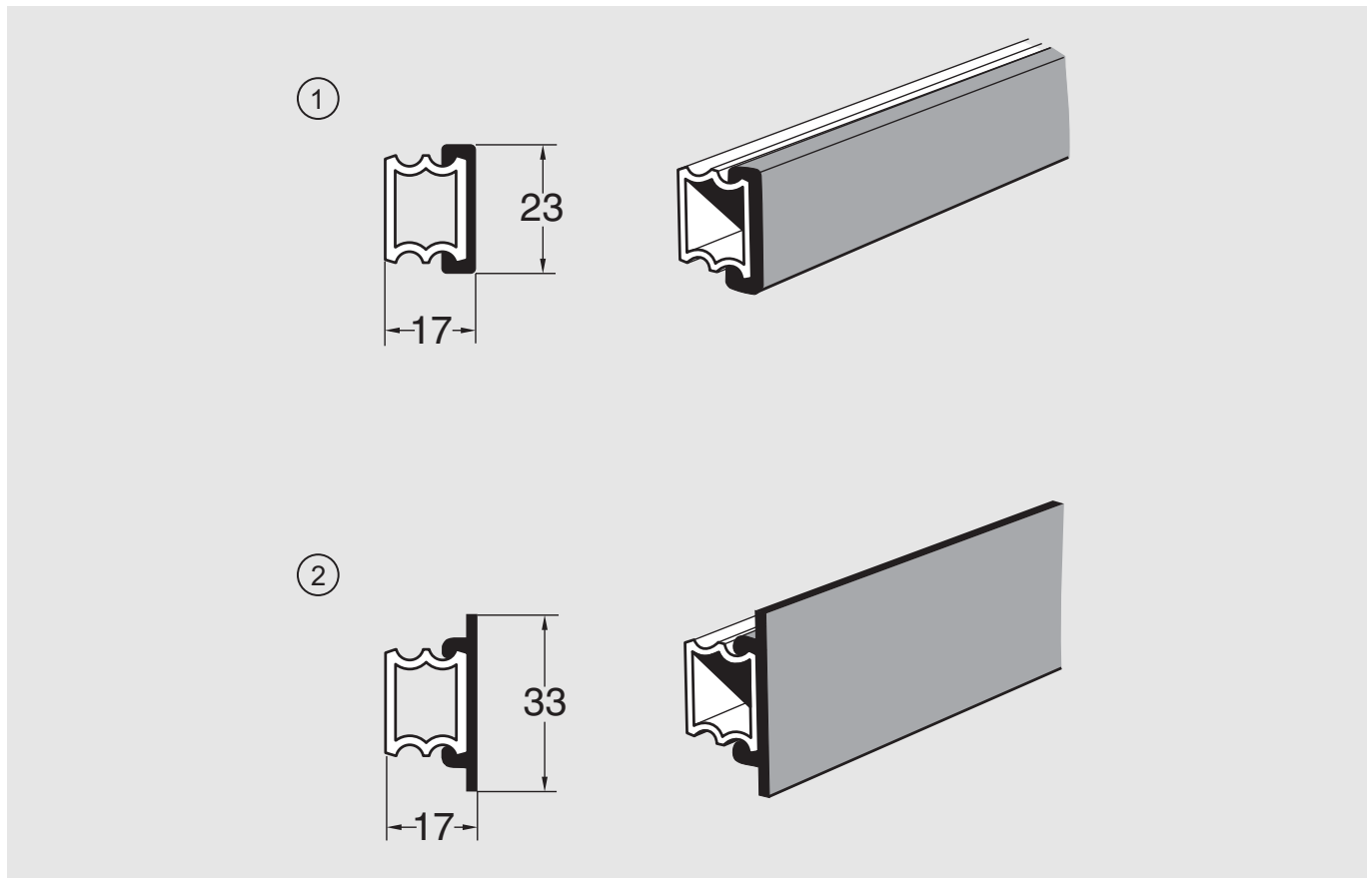


# Spare parts Guide rail cover - XM

Technical information from FlexLink

## Spare parts Guide rail cover - XM

Document designation	Date	Type of revision	Entered by
5568EN-1	-	Initial version	
5570EN-2	21-01-19	Updated logot	TG



Item	Description	Part No	Qty	Comments	Recommended Spare parts
1	Guide rail cover for 15 mm aluminium guide rail				
	Polyethylene, length 3 m	XLRT 3x23			
	UHMW-PE, length 3 m	XLRT 3x23 U			
2	Guide rail cover, flanged, for 15 mm aluminium guide rail				
	Polyethylene, length 3 m, flanged	XLRT 3x33 D			



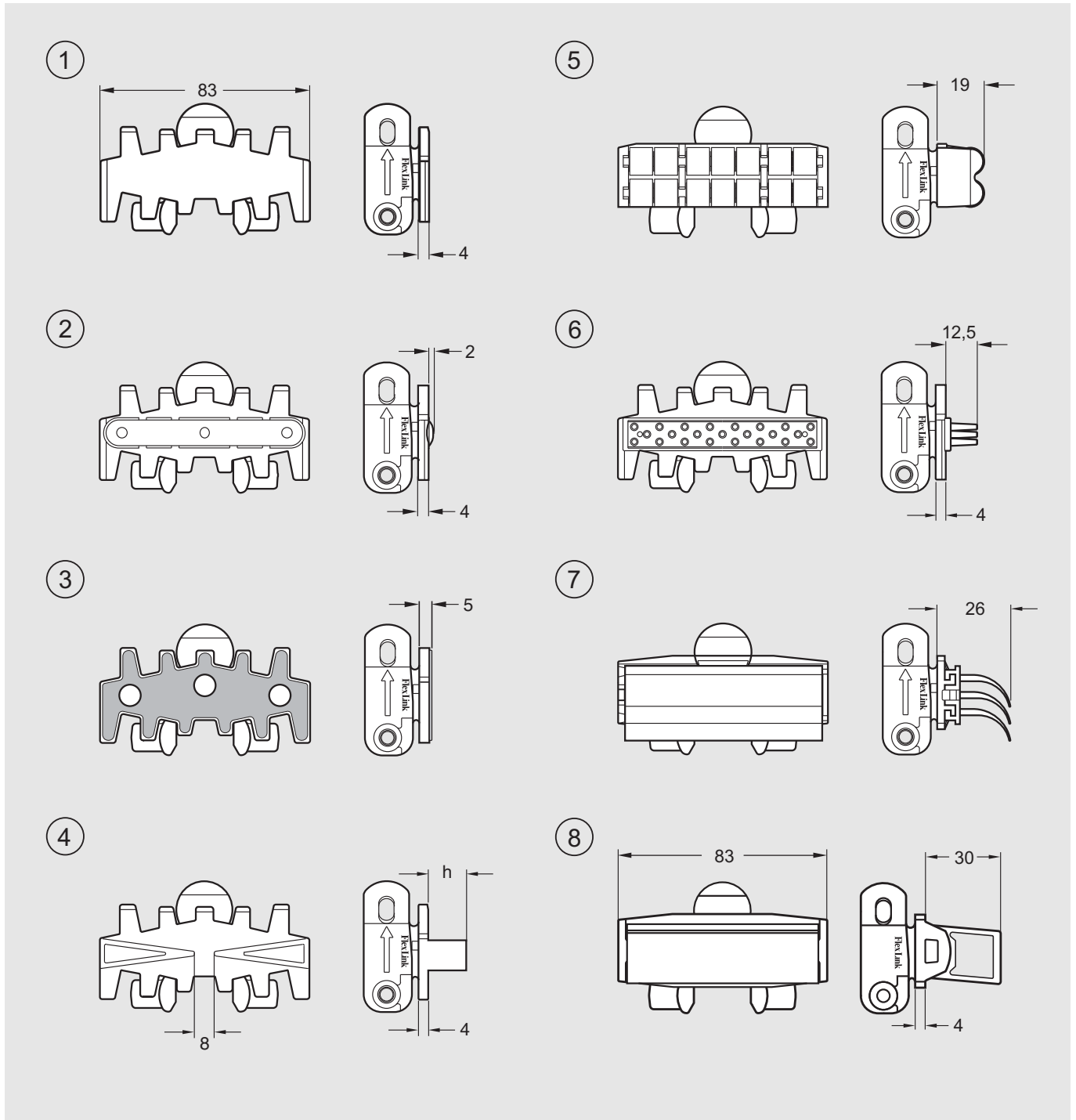
# Spare parts Chains - XM

Technical information from FlexLink

5569EN-2

## Spare parts Chains - XM

Document designation	Date	Type of revision	Entered by
5568EN-1	-	Initial version	
5356EN-2	21-01-19	Updated logo	TG



Item	Description	Part No	Qty	Comments	Recommended Spare parts
1	Plain chain	XMTP 5			
	Plain link	XMTL 83		Links must be ordered in multiples of 10	
	Plain chain (Ultra low wear)	XMTP 5 C			
	Plain link	n.a.			
2	Friction top chain	XMTP 5 F#		Enter cleat frequency (1–20) instead of # in product designation	
	Friction top link	XMTL 83 F		Links must be ordered in multiples of 10	
3	Steel top chain	XMTP 5 TF			
	Steel top link	XMTL 83 TF		Links must be ordered in multiples of 10 Top part has steel cover for improved wear resistance	
4	Cleated chain, Type A cleats			Enter cleat frequency (1–20) instead of # in product designation	
	h=15 mm	XMTF 5×15 A#			
	h=30 mm	XMTF 5×30 A#			
	Cleated link kit				
	h=15 mm	XMTL 83×15 A		Links must be ordered in multiples of 10	
	h=30 mm	XMTL 83×30 A		Links must be ordered in multiples of 10	
5	Roller top chain	XMTR 5			
	Roller top link	XMTL 83 R		This link cannot be combined with plain links	
6	Flexible cleat chain, Type B	XMTE 5 B#		Enter cleat frequency (1–10) instead of # in product designation	
	Flexible cleat link	XMTL 83 B		Links must be ordered in multiples of 10	
7	Flexible cleat chain, Type C	XMTE 5 C			
	Flexible cleat link assembly Type C	XMTM 83 C		Links must be ordered in multiples of 10	
	Flexible cleat top (replacement)	XMTX 78 C		Links must be ordered in multiples of 10	
8	Flexible cleat chain, Type D	XMTE 5 D			
	Flexible cleat link assembly Type D	XMTM 83 D		Links must be ordered in multiples of 10	
	Flexible cleat top (replacement)	XMTX 75 D		Links must be ordered in multiples of 10	

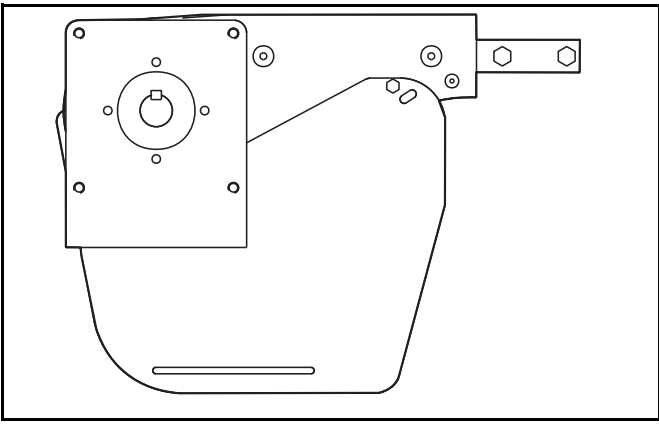
# Spare parts End drive unit for stainless steel conveyor -XM

Technical information from FlexLink

XM010-E3

## End drive unit for stainless steel conveyor – XM

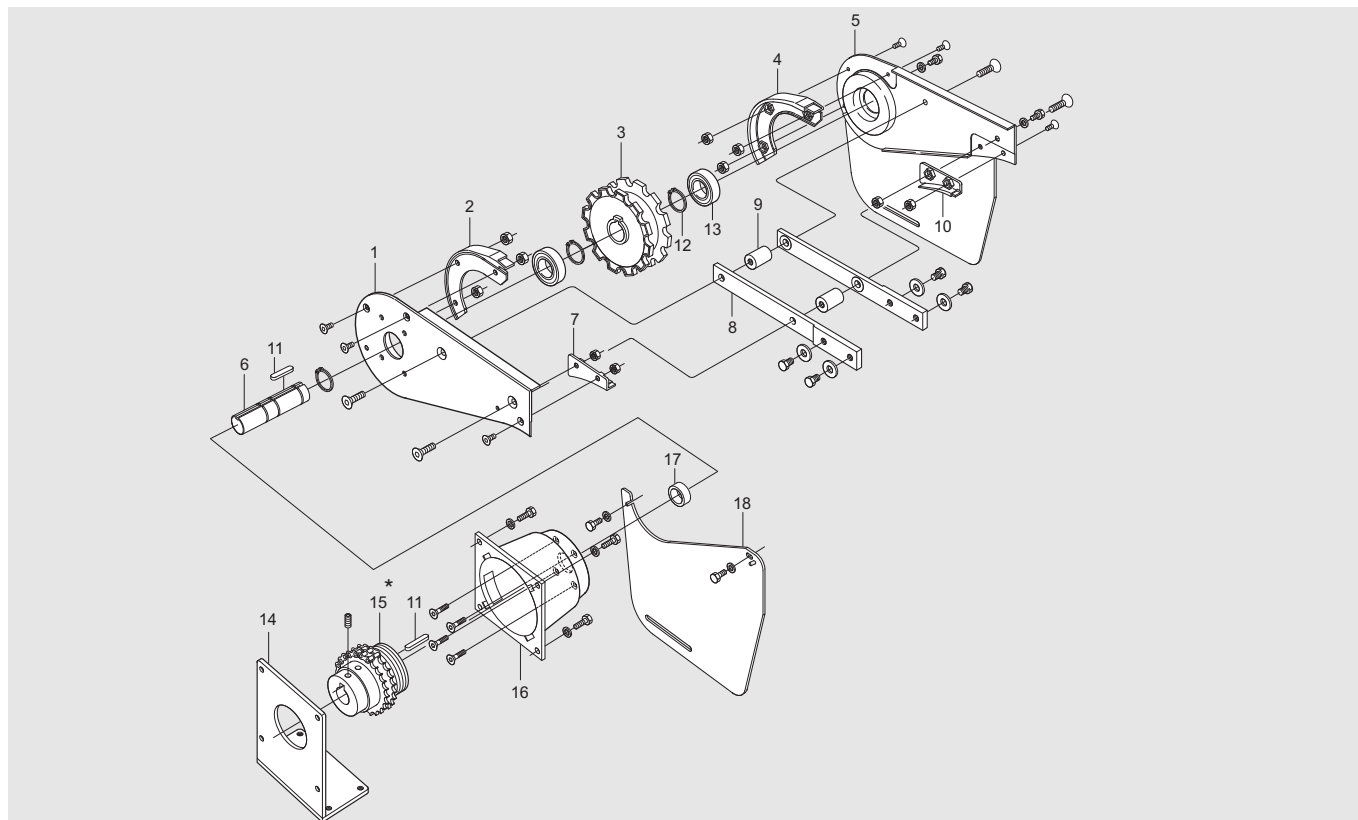
Revision list



Document designation	Date	Type of revision	Entered by
XM010-E1	98-10-14	New version	Enator Inforum
XM010-E2	15-09-16	Update pos. 13 bearing	KR
XM010-E3	21-01-18	Update of logo, item input	TG

## End drive unit for stainless steel conveyor

### 0-unit – XMEBX 0 HLP/HRP



Item	Description	Part No	Qty	Comments	Recommended Spare parts
1	Side plate LH (XMEBX 0 HLP)	5048530	1		
	Side plate LH (XMEBX 0 HRP)	5048531	1		
2*	Steering guide LH	3924693	1		X
3	Drive wheel	5115359	1		X
4*	Steering guide RH	3924692	1		X
5	Side plate RH (XMEBX 0 HLP)	5048531	1		
	Side plate RH (XMEBX 0 HRP)	5048532	1		
6	Shaft	3920991	1		
7	Guide L	3924695	1		X
8	Connecting strip	5048537	2		
9	Spacer	5049456	2		
10	Guide R	3924694	1		X
11	Thin parallel key	DIN 6885 A h9	2	8x7x40 A4	
12	Retaining ring	DIN 471	3	25 A2	
13	Bearing	W 6205-2RS1/C3	2		
14	Adapter plate	5049482	1		
15	Slip clutch	5054004	1		
16	Flange	5048551	1		
17	Spacer	5048663	1		
18	Slack protection	5049346	2		



# Spare parts XMEJX 320

Technical information from FlexLink

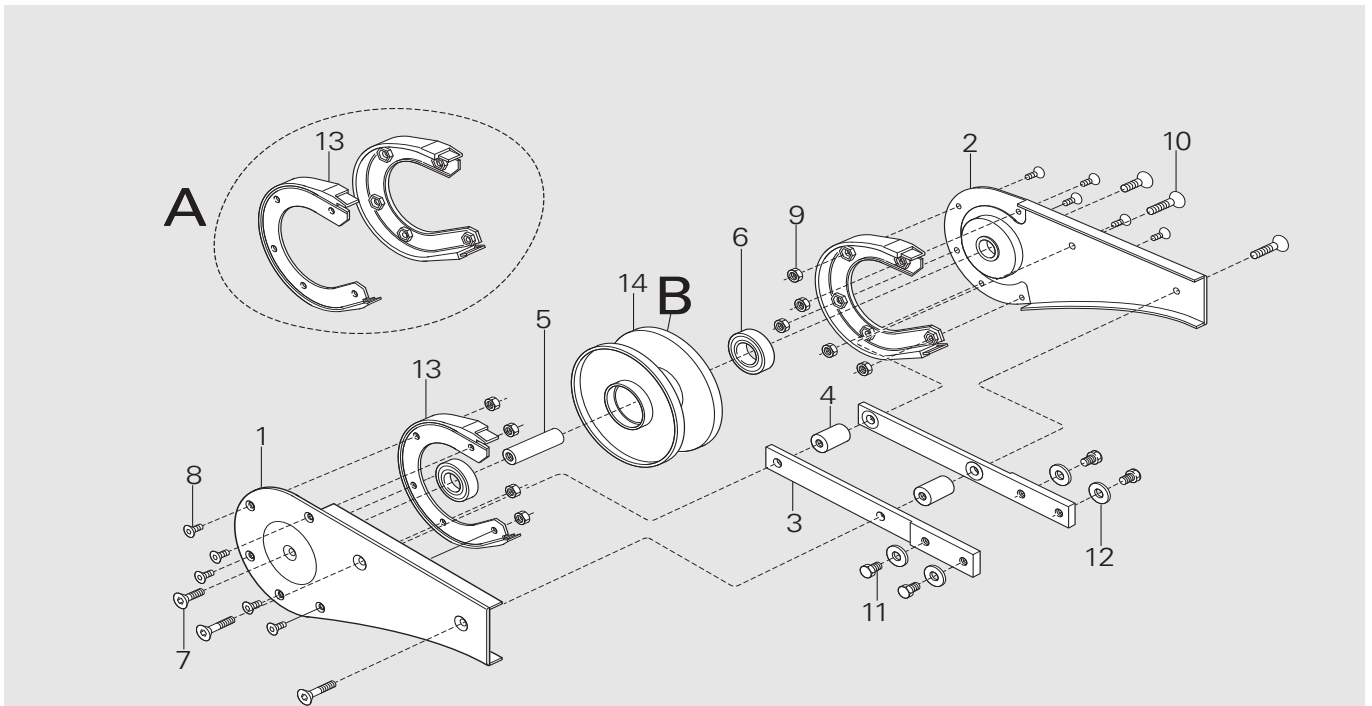
XM011-E2

## Idler end unit for stainless steel conveyor – XM

### Revision list

Document designation	Date	Type of revision	Entered by
XM011-E1	99-05-01	Initial version	
XM011-E2	21-01-18	Update logo	TG

### Complete unit XMEJX 320



Item	Description	Part No	Qty	Comments	Recommended Spare parts
1	Side plate, LH	5048544	1		
2	Steering guide	3924697	2		
3	Idler wheel	3924696	1		
4	Side plate RH	5048543	1		
5	Shaft	3920043	1		
6	Bearing	6202-2Z-A4	2		
7	Connecting strip	5048537	2		
8	Spacer	5049456	2		

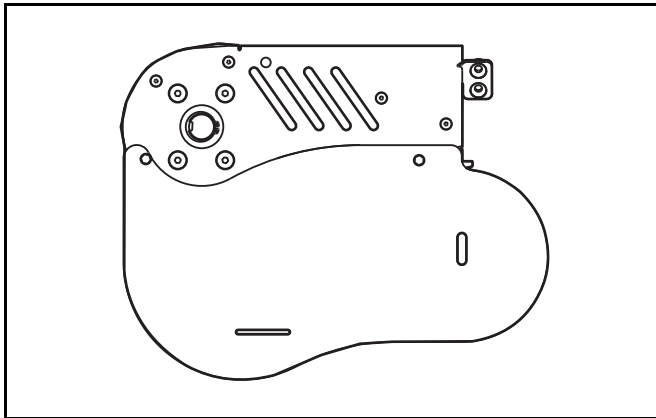
# Spare parts Drive unit and Idler end unit XMY

Technical information from FlexLink

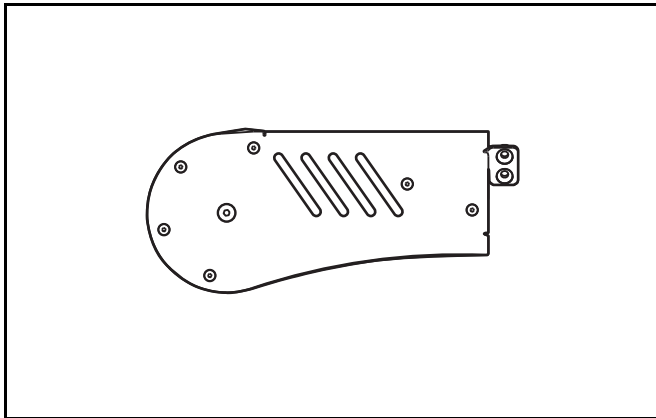
5548EN-2

## Drive unit and Idler end unit XMY

### Revision list

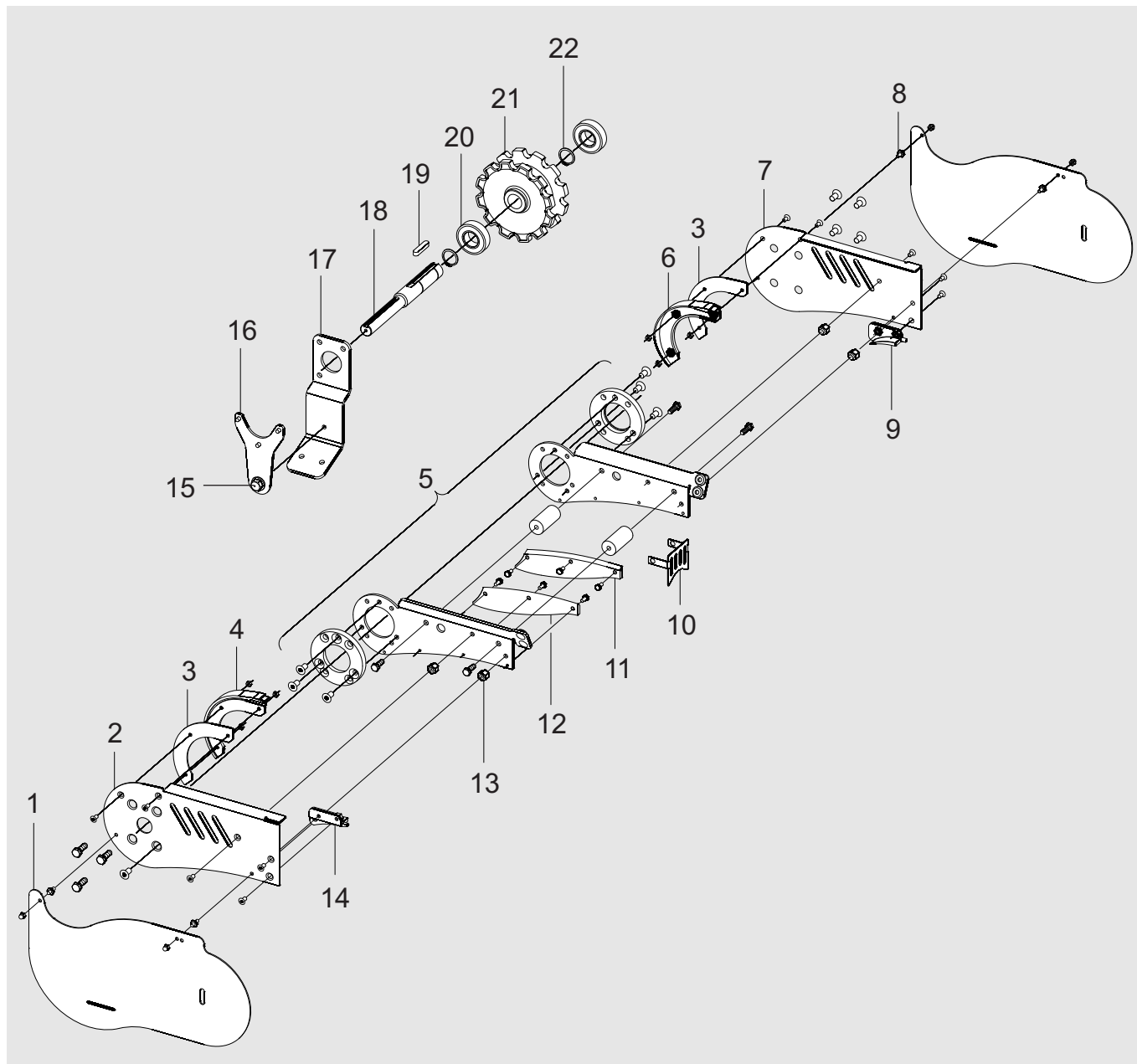


Document designation	Date	Type of revision	Entered by
5548EN-1	10-10-05	Initial version	CB
5548EN-2	21-01-18	Update logo, part no	TG



## Drive units

### Drive units XMEBY 0 HN\_P A, XMEBY H\_PU A

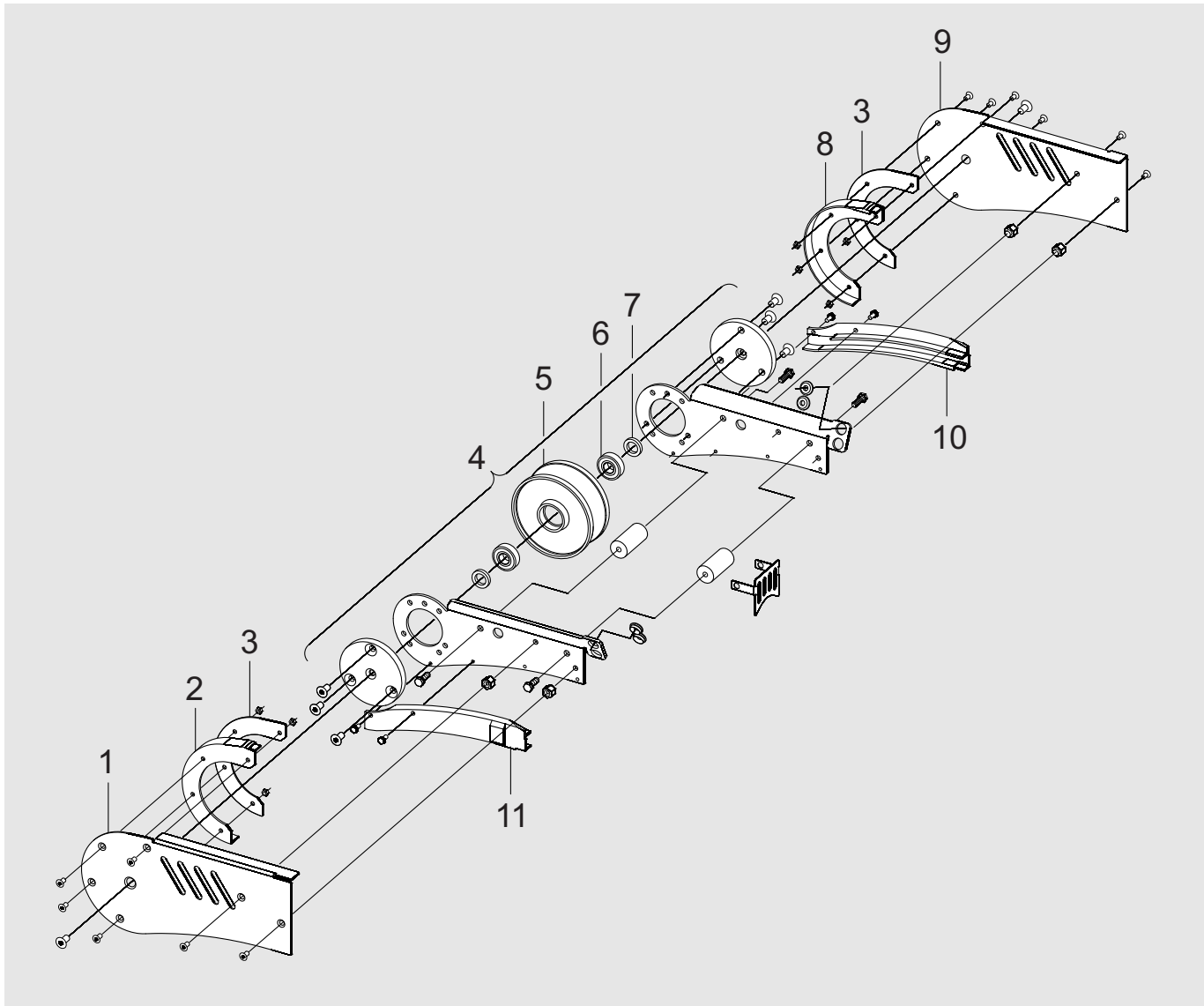


Item	Description	Part No	Qty	Comments	Recommended Spare parts
1	Slack protection	5054474	2		
2	Side cover plate L	5058200	1		
3	Rubber distance	5054916	2		
4*	Steering guide L	3904743	1		
5	End drive frame	5058238	1		
6*	Steering guide R	3904455	1		
*)4+6	Steering guide kit	5111606	1	(L+R)	X
7	Side cover plate R	5058199	1		
8	Distance screw M5	5055534	4		

Item	Description	Part No	Qty	Comments	Recommended Spare parts
9	Guide R	3904456	1		
10	Safety device	5058034	1		
11	Guide drive unit	5058093	1		
12	Guide drive unit	5058094	1		
13	Distance	5054908	4		
14	Guide L	3904742	1		
15	Spare part kit XMY absorber	5113516	1		
16	Motor connect kit	5055378	1		
17	Motor support bracket	5055862	1		
18	Shaft, SA37	5055375	1		
19	Thin parallel key	DIN 6885 A h9	1	8x7x40, A4	
20	Bearing A2	W 6205-2RS1/C3	2		
21	Drive wheel	5111617	1		X
22	Retaining ring	DIN 471	2	25 A2	

## Idler end

### Idler end XMEJY 315 A



Item	Description	Part No	Qty	Comments	Recommended Spare parts
1	Side plate R	5058204	1		
2	Steering Guide R	5054923	1		
3	Rubber distance	5054922	2		
4	Idler end frame	5058242	1		
5	Idler Wheel	3924517	1		X
6	Ball bearing	W 6202-2RS1	2		
7	Distance	5054508	2		
8	Steering Guide L	5054924	1		
9	Side cover plate L	5058203	1		
10	Guide idler unit L	5058051	1		
11	Guide idler unit R	5058070	1		

**Product designations in alphanumeric order**

(3902811) .....	24	(5046641) .....	48	3901120 .....	61	3921074 .....	28
(3902901) .....	24	(5056635) .....	48	3901120 .....	61	3921074 .....	56
(3904324) .....	32	(5056635) .....	50	3901120 .....	61	3921123 .....	13
(3904456) .....	24	(5056635) .....	52	3902168 .....	61	3921123 .....	28
(3904456) .....	29	(5057045) .....	52	3902168 .....	61	3921123 .....	29
(3904456) .....	4	(5057107) .....	48	3902723 .....	33	3921123 .....	38
(3904456) .....	42	(5057108) .....	48	3902913 .....	27	3921123 .....	4
(3904456) .....	52	(5057110) .....	48	3903339 .....	32	3921123 .....	42
(3904457) .....	52	(5057111) .....	48	3904039 .....	45	3921123 .....	52
(3904459) .....	13	(5057112) .....	48	3904040 .....	45	3921123 .....	56
(3904459) .....	29	(5057113) .....	48	3904041 .....	45	3921311 .....	59
(3904459) .....	4	(5057125) .....	57	3904042 .....	45	3921338 .....	59
(3904665) .....	23	(5057126) .....	57	3904043 .....	45	3921461 .....	27
(3904665) .....	3	(5057133) .....	48	3904044 .....	45	3921461 .....	6
(3904665) .....	6	(5057133) .....	57	3904045 .....	45	3921462 .....	27
(3904666) .....	23	(5057142) .....	48	3904431 .....	12	3921462 .....	6
(3904666) .....	3	(5057142) .....	50	3904431 .....	23	3921478 .....	27
(3904666) .....	6	(5057483) .....	48	3904431 .....	27	3921638 .....	2
(3904742) .....	24	(5057483) .....	50	3904431 .....	3	3921638 .....	22
(3904742) .....	29	(5058111) .....	48	3904431 .....	6	3921638 .....	26
(3904742) .....	4	(5058111) .....	50	3904440 .....	13	3921638 .....	31
(3904742) .....	42	(5111581) .....	41	3904440 .....	28	3921652 .....	37
(3904742) .....	52	(5111581) .....	52	3904440 .....	29	3921652 .....	44
(3904855) .....	10	(5111581) .....	8	3904440 .....	38	3921652 .....	8
(3904855) .....	12	(FLX1002224) .....	29	3904440 .....	4	3921674 .....	38
(3904855) .....	23	(FLX1002224) .....	4	3904440 .....	42	3921675 .....	38
(3904855) .....	27	(FLX1002224) .....	42	3904440 .....	52	3924288 .....	10
(3904855) .....	3	(FLX1002224) .....	52	3904440 .....	56	3924288 .....	12
(3904855) .....	6	(FLX1002225) .....	29	3904455 .....	76	3924288 .....	27
(3904862) .....	10	(FLX1002225) .....	4	3904456 .....	77	3924288 .....	3
(3904862) .....	12	(FLX1002225) .....	42	3904459 .....	38	3924288 .....	6
(3904862) .....	23	(FLX1002225) .....	52	3904632 .....	12	3924407 .....	2
(3904862) .....	27	(FLX1002228) .....	28	3904632 .....	3	3924407 .....	22
(3904862) .....	3	(FLX1002229) .....	28	3904633 .....	12	3924407 .....	26
(3904862) .....	6	(FLX1002229) .....	56	3904633 .....	3	3924455 .....	22
(3924519) .....	13	(FLX1002886) .....	13	3904742 .....	77	3924455 .....	26
(3924519) .....	56	(FLX1002887) .....	13	3904743 .....	76	3924489 .....	27
(3924630) .....	24	(FLX1003696) .....	29	3904798 .....	59	3924489 .....	6
(3925718) .....	41	(FLX1003696) .....	4	3904847 .....	27	3924661 .....	27
(3925718) .....	52	(FLX1003696) .....	42	3905278 .....	27	3924692 .....	72
(3925718) .....	8	(FLX1003696) .....	52	3905278 .....	6	3924693 .....	72
(5043873) .....	42	(FLX1003701) .....	29	3920012 .....	27	3924694 .....	72
(5043873) .....	52	(FLX1003701) .....	4	3920043 .....	74	3924695 .....	72
(5043874) .....	42	(FLX1003701) .....	42	3920084 .....	37	3924696 .....	74
(5043874) .....	48	(FLX1003701) .....	52	3920084 .....	8	3924697 .....	74
(5043874) .....	50	(FLX1007025) .....	56	3920087 .....	27	3924966 .....	61
(5043874) .....	52	3901120 .....	61	3920751 .....	10	3924966 .....	61
(5043877) .....	28	3901120 .....	61	3920752 .....	10	3924975 .....	24
(5043878) .....	28	3901120 .....	61	3920753 .....	10	3925714 .....	61
(5043970) .....	42	3901120 .....	61	3920991 .....	72	3925875 .....	12

3926374/		5054000	10	5057899	50	5111586	53
3927191	10	5054000	12	5058034	77	5111597	48
3926375	10	5054000	23	5058052	48	5111597	50
3926450	33	5054000	27	5058052	50	5111598	41
3926513	45	5054000	3	5058093	77	5111598	53
3926575	33	5054000	6	5058094	77	5111598	8
3926586	32	5054003	37	5058199	76	5111599	10
3926663	44	5054003	8	5058200	76	5111599	12
3926664	44	5054004	72	5058238	76	5111599	23
3926715	33	5054474	76	5058559	61	5111599	27
3926718	33	5054908	77	5058559	61	5111599	3
3926754	32	5054916	76	5058559	61	5111599	6
3926758	32	5055375	77	5058559	61	5111600	10
3926782	24	5055378	77	5058559	61	5111600	12
3927119	24	5055534	76	5059235	61	5111600	23
3927121	24	5055862	77	5059236	61	5111600	27
3927122	24	5056817	10	5059237	61	5111600	3
3927125	24	5056817	12	5059244	61	5111600	6
3927126	24	5056817	23	5059244	61	5111606	29
3927127	24	5056817	27	5059244	61	5111606	4
3927320	45	5056817	3	5059244	61	5111606	42
3927321	45	5056817	37	5059244	61	5111606	53
3927393	33	5056817	6	5059247	61	5111606	76
5043995	40	5056820	10	5059247	61	5111607	24
5044948	2	5056820	12	5059247	61	5111607	29
5044948	22	5056820	23	5059247	61	5111607	4
5044948	26	5056820	27	5059247	61	5111607	42
5048240	61	5056820	3	5059581	53	5111607	53
5048482	61	5056820	6	5110507	61	5111609	13
5048485	61	5057039	52	5111176	53	5111610	13
5048530	72	5057039	53	5111177	13	5111610	38
5048531	72	5057107	50	5111177	29	5111610	56
5048531	72	5057108	50	5111177	4	5111611	24
5048532	72	5057114	48	5111548	42	5111612	24
5048537	72	5057114	50	5111548	53	5111614	28
5048537	74	5057114	57	5111550	57	5111614	56
5048543	74	5057130	48	5111551	57	5111615	28
5048544	74	5057130	50	5111553	28	5111616	42
5048551	72	5057130	57	5111553	56	5111617	13
5048663	72	5057133	50	5111561	48	5111617	29
5049346	72	5057697	61	5111561	50	5111617	38
5049456	72	5057697	61	5111562	48	5111617	4
5049456	74	5057697	61	5111563	48	5111617	42
5049482	72	5057697	61	5111563	50	5111617	52
5052825	59	5057697	61	5111564	41	5111617	77
5053981	10	5057697	61	5111564	8	5113516	77
5053981	12	5057888	48	5111566	23	5115359	72
5053981	23	5057888	50	5111566	3	5117108	36
5053981	27	5057890	48	5111566	6	5117108	7
5053981	3	5057890	50	5111586	29		
5053981	32	5057893	57	5111586	4		
5053981	6	5057898	48	5111586	42		



