


# Structural system XF

## Contents


System information.....	491
Beams XF.....	492
Connectors XF.....	492

Feet XF.....	493
Enclosure components XF.....	494

## System information



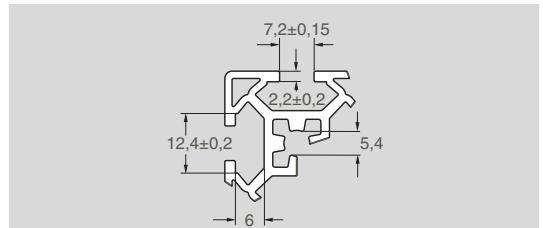
## Features



The XF system includes two basic beam types:

- support beams (XFBM) in cross-sectional dimensions 30 mm x 30 mm and 30 mm x 60 mm
- several enclosure beams (XFEB) intended for enclosure frameworks.

## T-slot dimensions



All support beams have holes for M6 screws in the corners for connecting mounting plates, end plates etc. Always use roller threading to ensure a reliable screw connection.

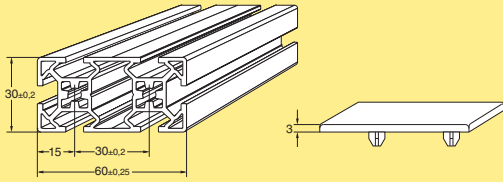
# Beams XF

## Beam specifications

Beam type	Cross-section mm <sup>2</sup>	Weight kg/m	I <sub>x</sub> mm <sup>4</sup> ×10 <sup>4</sup>	I <sub>y</sub> mm <sup>4</sup> ×10 <sup>4</sup>	W <sub>x</sub> mm <sup>3</sup> ×10 <sup>3</sup>	W <sub>y</sub> mm <sup>3</sup> ×10 <sup>3</sup>
XFBM ..x30	345	0,93	3,00	3,00	2,00	2,00
XFBM ..x30x60	582	1,57	21,3	5,29	7,11	3,53
XFEB ..x30	342	0,92	2,99	2,99	1,99	1,99
XFEB ..x30 T3	340	0,91	2,92	3,01	1,95	2,00
XFEB ..x30 T2	340	0,91	2,94	2,94	1,96	1,96

## Support beams

### Support beam 30×60



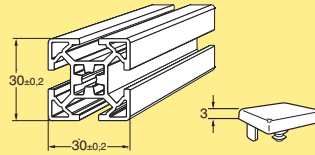
Beam 30 mm × 60 mm  
Aluminium, anodized  
Length 3 m (3030 ± 5 mm)  
Length to order (30- 3000 mm)

**XFBM 3×30×60**  
**XFBM L×30×60**

End cap, polyamide, grey **XFBE 30×60\***

*T-slot dimensions: See page 491.*  
*Beam weight: 1,57 kg/m*  
*\*Note. Contains 10 pcs.*

### Support beam 30×30



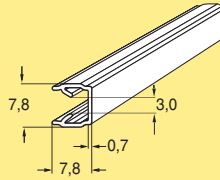
Beam 30 mm × 30 mm  
Aluminium, anodized  
Length 3 m (3030 ± 5 mm)  
Length to order (30- 3000 mm)

**XFBM 3×30**  
**XFBM L×30**

End cap, polyamide, grey **XFBE 30\***

*T-slot dimensions: See page 491.*  
*Beam weight: 0,93 kg/m*  
*\*Note. Contains 10 pcs.*

### Cover strip



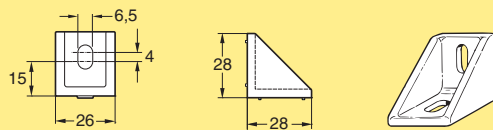
Cover strip for T-slot  
Length 3 m  
Polyvinyl chloride, grey **XFAC 3 T**

## Beams for enclosures

FLexLink beams for enclosures: see page 494.

## Connectors XF

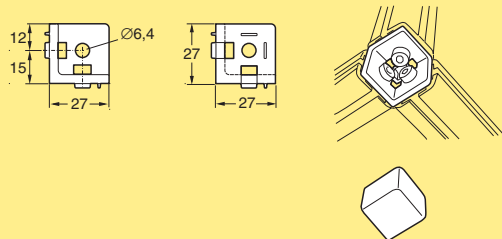
### Angle bracket, die-cast, 28×28×26



Angle bracket  
Aluminium, die-cast **XFFA 30 A**

*Mounting: MLC6S 6×12 (2), BRB 6.4×12 (2),  
XFAN 6 (2)*

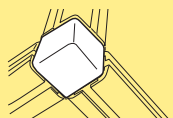
### Angle bracket for corners, die-cast



Angle bracket for corners  
Zinc, die-cast **XFFA 30 C**

*Mounting: MC6S-TT 6×30 (3)*

**End cap for corner bracket**

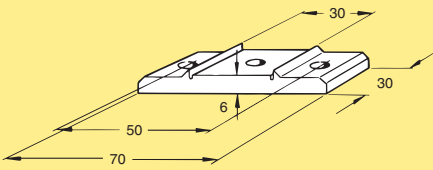


End cap for corner bracket  
Polyamide

**XFBE 30 C\***

*Note. Use XFEE 30 C when XFFA 30 C is used with enclosure beams. See page 494.  
\*Note. Contains 10 pcs.*

**Mounting plate 30x70**

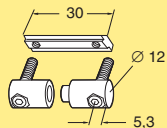


Mounting plate for beam XFBM ...x30  
Aluminium, anodized

**XFFB 30**

*Mounting: MC6S 6x14 (2), BRB 6.4x12 (2), XFAN 6 (2) and MF6S 6x30*

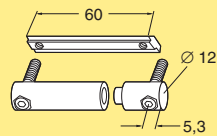
**Fastener yoke 30 mm**



Fastener yoke assembly  
Length 30 mm

**XFAF 30**

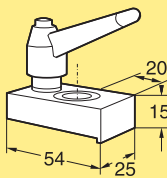
**Fastener yoke 60 mm**



Fastener yoke assembly  
Length 60 mm

**XFAF 60**

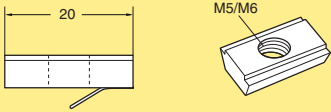
**Drill fixture**



Drill fixture for fastener yokes  
(Ø12,2 mm)

**XFAD 12**

**T-slot nut for System XF T-slot**



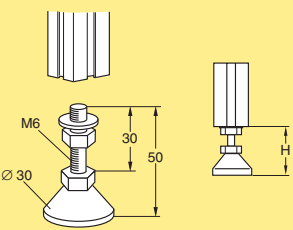
T-slot nut for XF  
Steel, zinc-chromated  
M5  
M5, multipack (500 pcs)  
M6  
M6, multipack (500 pcs)

**XFAN 5\*  
5056131  
XFAN 6\*  
5056130**

*\*Note. Contains 10 pcs.*

**Feet XF**

**Adjustable foot M6**

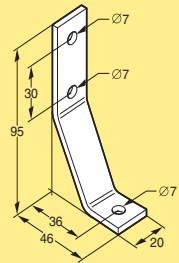


Adjustable foot  
H=28–36 mm  
Steel, electro-zinc-plated  
M6 thread

**XFFS 6x30**

*Maximum vertical load 400 N*

**Floor attachment bracket**



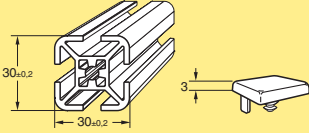
Floor attachment bracket  
Stainless steel

**XFFA 100 S**

*Including the necessary mounting hardware*

# Enclosure components XF

## Enclosure beam 30x30, four T-slots

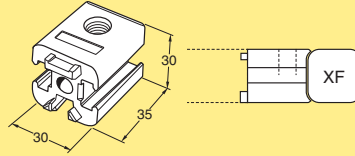


Enclosure profile, square section  
 30 mm × 30 mm, four T-slots  
 Aluminium, anodized  
 Length 3 m (3030 ±5 mm) **XFEB 3x30**  
 Length to order (30- 3000 mm) **XFEB Lx30**

End cap, polyamide, grey **XFEE 30\***

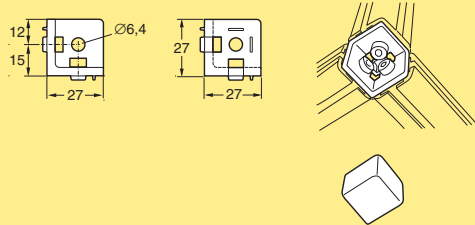
*With standard XF T-slots and hole for M6  
 Beam weight: 0,92 kg/m  
 \*Note. Contains 10 pcs.*

## Enclosure connector kit



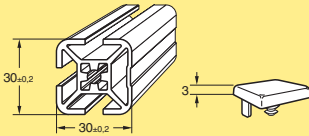
Enclosure connector kit  
 Zinc, die-cast **XFEE 30**  
*Including the necessary mounting hardware*

## Angle bracket for corners



Angle bracket for corners  
 Zinc, die-cast **XFFA 30 C**  
*Mounting: MC6S-TT 6x30 (3)*

## Enclosure beam 30x30, three T-slots

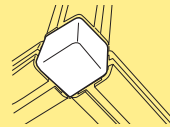


Enclosure profile, square section  
 30 mm × 30 mm, three T-slots  
 Aluminium, anodized  
 Length 3 m (3030 ±5 mm) **XFEB 3x30 T3**  
 Length to order (30- 3000 mm) **XFEB Lx30 T3**

End cap, polyamide, grey **XFEE 30\***

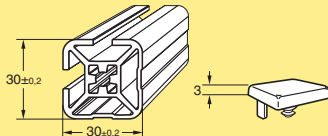
*With standard XF T-slots and hole for M6  
 Beam weight: 0,91 kg/m  
 \*Note. Contains 10 pcs.*

## End cap



End cap for corner bracket when  
 used with enclosure beams  
 Polyamide **XFEE 30 C**  
*Note. Contains 10 pcs.*

## Enclosure beam 30x30, two T-slots

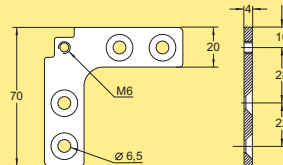


Enclosure profile, square section  
 30 mm × 30 mm, two T-slots  
 Aluminium, anodized  
 Length 3 m (3030 ±5 mm) **XFEB 3x30 T2**  
 Length to order (30- 3000 mm) **XFEB Lx30 T2**

End cap, polyamide, grey **XFEE 30\***

*With standard XF T-slots and hole for M6  
 Beam weight: 0,91 kg/m  
 \*Note. Contains 10 pcs.*

## Corner bracket



Corner bracket, four-pack kit  
 Aluminium **5053010**  
*Including the necessary mounting hardware*

**Multiblock**

Multiblock  
Polyamide  
**XFAM 6**  
Including M6 square nut

**Hinge kit XF-XF**

Hinge kit XF-XF  
Aluminium  
**XFAH 110 B**  
Including the necessary mounting hardware

CC  
X45  
XS  
X65  
X65P  
X85  
X85P

**Rim strip**

Rim strip  
Length 3 m  
Polyvinyl chloride, grey  
**XFET 3 A**

**Handle assembly XC/XF, polyamide**

Handle assembly  
Polyamide  
**XDEH 160**  
Including adapter plate for XC  
Mounting XF: MC6S 5x12 (2), XFAN 5 (2)

XH  
XK  
XKP  
X180  
X300

**Net strip**

Net strip  
Length 3 m  
Polyvinyl chloride, grey  
**XFET 3 C**

**Ball latch lock kit XF-XF**

Ball latch lock kit  
Aluminium, anodized  
**XFEL 60 B**  
Including ball latch and the necessary mounting hardware

GR  
CS  
XT  
HU  
WL  
WK

**Sliding door profile**

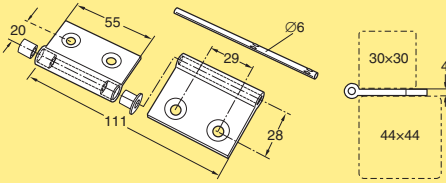
Sliding door profile  
Length 3 m  
Polyvinyl chloride, grey  
**XFET 3 D**

**Safety switch bracket kit XF-XF**

Safety switch bracket kit  
Aluminium, anodized  
**XFEL 60 W**  
Including the necessary mounting hardware. For safety switches Schmersal AZ 15/16-B1 and Guardmaster Trojan 5 (not included).

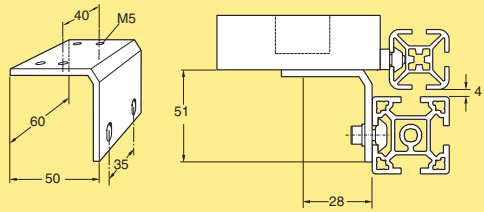
XC  
XF  
XD  
ELV  
SC  
FST  
TR  
APX  
IDX

**Hinge kit XF-XC**



Hinge kit XF-XC  
Aluminium, anodized **XFAH 110 A**  
Including the necessary mounting hardware

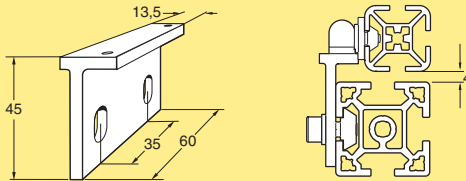
**Safety switch bracket kit XF-XC**



Safety switch bracket kit  
Aluminium, anodized **XFEL 60 WA**

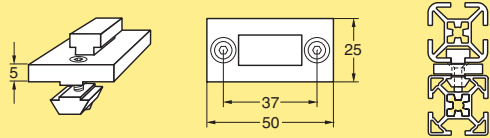
Including the necessary mounting hardware. For safety switches Schmersal AZ 15/16-B1 and Guardmaster Trojan 5 (not included).

**Ball latch lock kit XF-XC**



Ball latch lock kit  
Aluminium, anodized **XFEL 60 BA**  
Including ball latch and the necessary mounting hardware

**Sliding element for T-slot**



Sliding element for T-slot  
UHMW-PE **XFLB 25x50**

Including screws and nut