

Fasteners

Contents

Introduction203
Screws, bolts, Stainless steel204

Washers and Spacers, Stainless steel204
Nuts, Stainless steel205

Introduction

Screws, nuts and washers

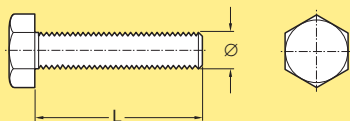


This catalogue lists a number of screws, nuts and washers which are needed frequently when building stainless steel applications.

- PO
- X70X
- X85X
- X180X
- X300X
- WL
222X
- WL
273X
- WL
374X
- WL
526X
- WL
678X
- CSX
- GRX
- FSTX**
- TR
- APX
- IDX

Screws, bolts, Stainless steel

Hex head screw – ISO 4014/4017



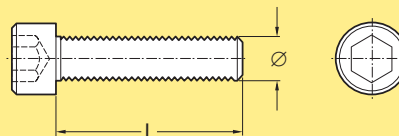
Hex head screw – ISO 4014/4017

M8, L=12 mm, Ø8 mm
 M8, L=20 mm, Ø8 mm
 M8, L=25 mm, Ø8 mm
 M8, L=40 mm, Ø8 mm
 M8, L=45 mm, Ø8 mm
 M10, L=35 mm, Ø10 mm

M6S 8x12 A4
M6S 8x20 A4
M6S 8x25 A4
M6S 8x40 A4
M6S 8x45 A4
M6S 10x35 A4

Note. Contains 50 pcs.

Hex socket head cap screw, ISO 4762



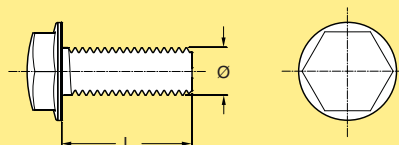
Hex socket head screws, standard
 – DIN 912, ISO 4762

M6, L=16 mm, Ø6 mm
 M6, L=25 mm, Ø6 mm

MC6S 6x16 A4
MC6S 6x25 A4

Note. Contains 50 pcs.

Hex screw with flange, kit




Hex bolt with flange, ISO 3506

M8, L=12 mm, Ø8 mm
 M8, L=16 mm, Ø8 mm
 M8, L=22 mm, Ø8 mm

XCASX 8X12
XCASX 8X16
XCASX 8X22

Note. Kit contains 10 screws

Hexagon bolt with flange



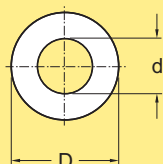
Hexagon bolt

XCASX 10x16

Note. Contains 10 pcs.

Washers and Spacers, Stainless steel

Washers



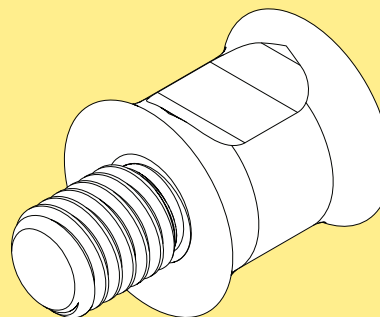
Flat washer

For M6, d=6,4 mm, D=12 mm
 For M8, d=8,4 mm, D=16 mm
 For M8, d=8,4 mm, D=24 mm
 For M10, d=10,5 mm, D=20 mm

BRB 6,4x12 A4
BRB 8,4x16 A4
BRB 8,4x24 A4
BRB 10,5x20 A4

Note. Contains 50 pcs.

Spacer




Spacer

XLRDX M8X15 Q4

Note. Contains 4 spacers

Spacer



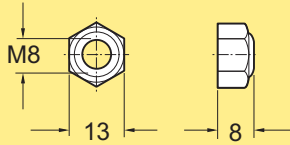
Spacer

WLRDX M10x25

Note. Contains 50 pcs.

Nuts, Stainless steel

Nut for T-bolt DIN 985:1987 Class 8

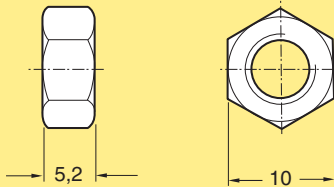


Locking nut M8 for T-bolt

XLANX 8

Note. Contains 50 pcs.

Nut – ISO 4032




M6 nut, stainless steel

M6M M6 A4

Note. Contains 50 pcs.

Hex domed cap nut

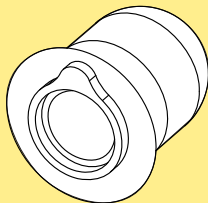


Hex domed cap nut
M10 thread, Stainless steel

MHM M10 A4

Note. Contains 50 pcs.

Dome nut

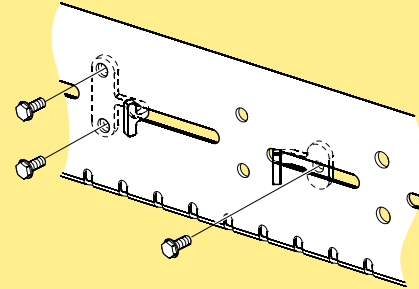
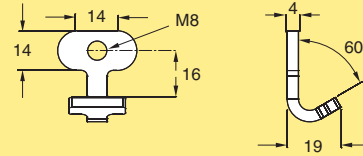
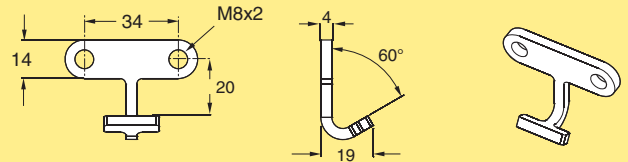


Dome nut
M10, L=12 mm

WLANX 10

Note. Contains 10 pcs.

Nut, stainless steel



Nut 2xM8
Nut 1xM8

5113998
5114181

Nut with threaded hole (M8) for connection of sensors and other accessories when the conveyor chain is in place. By placing nuts inside the beam at the holes, accessories can be attached using M8 A4 screws. **NOTE!** Be careful when installing so no nut is dropped inside the beam, this can lead to a large additional work or operational damage.

PO

X70X

X85X

X180X

X300X

WL
222X

WL
273X

WL
374X

WL
526X

WL
678X

CSX

GRX

FSTX

TR

APX

IDX

