


XM SPARE PARTS



CONVEYOR AND PALLET HANDLING SYSTEMS



Content

End drive unit - XM	1
End drive unit, type J	5
End drive unit, direct drive	7
End drive unit, overhead motor	9
End drive unit, guided	11
Double drive unit- XM	15
Double drive unit (c/c 86 mm)	16
Double drive unit	18
Double drive unit (c/c 130- 350 mm)	19
Intermediate drive unit- XM	21
Catenary drive unit - XM	25
Horizontal bend drive unit XM	31
Direct drive unit for vertical wedge conveyor – XM	35
Direct drive unit for light loads - XM	39
Synchronous drive unit for vertical wedge conveyor – XM	43
End drive unit XM Type C, direct drive without slip clutch	47
End drive unit XM Type M, direct drive without slip clutch	49
End drive unit XM Type H SA37, direct drive without slip clutch	51
Idler end unit - XM	55
Idler end unit XM Type S	57
Pallet locating station – XMPX 150 A	59
Complete wheel bend	61
Spare parts Slide rails - XM	65
Spare parts Chains - XM	67
Spare parts Guide rail cover - XM	69
End drive unit for stainless steel conveyor – XM ...	71
Idler end unit for stainless steel conveyor – XM ...	73
Drive unit and Idler end unit XMY	75
Product designations in alphanumeric order	79

© Copyright FlexLink 2011

The contents of this publication are the copyright of the publishers and may not be reproduced (even extracts) unless permission is granted. Every care has been taken to ensure the accuracy of the information but no liability can be accepted for any errors or omissions. The right is reserved to make design modifications.

Patents

Essential parts of the FlexLink product range are protected by patents and design regulations.
Drawings are made to European standards.

Catalogue instructions

1. How to read the catalogue: Open the catalogue and from the Table of content or the PDF navigation bar locate the group in which the part you want to find is present. Turn over to the concerned page number by a "click". Now find out the figure of the part you wish to order. Jot down the part number against that particular figure number from the text. In case, if you have the part number and you need the other details, the part index can be used. The part index (at the end of the catalogue) will give you the figure and page number of the part you wish to order.

2. How to order spare parts: The part number and the description of the part required should be invariably mentioned in the order as per the catalog text. The latest part number as conveyed through our service circulars should only appear on the order. In case of ordering colored components, color code of the components should be mentioned. The quantity shown against the part number is the quantity per unit for that group so that particular quantity should be multiplied by the number of sets required.

4. Abbreviations: The following abbreviations are used in this catalog:

assly.	Assembly
V	Volts
N.I.	Not illustrated
W	Watt
Comp.	Complete
Fr	Front
Std.	Standard
L	Length
A/t.	Alternate
Rr	Rear
L.H.	Left hand
R.H.	Right hand
AR	As required
<i>(Part number)</i> Part number presented in "parentheses" and in Italic character style	Parts are included in a Spare parts kit.
*)	These items can only be purchased as part of a kit and when an item has an * the corresponding item always is placed between brackets (..) see above.
Recommended Spare part	Parts which are usually kept in stock and have short turnaround (See item 4)

4. Recommended Spare parts: Several items of the complete spare parts overview are earmarked as recommended spare parts. FlexLink advises its customers to purchase and stock these specific items for replacement in case of failure of the original item. The recommended spares are limited to only these items for which the cost of buying is in a fair relationship to the risk (i.e. probability * impact) of sudden failure. It merely consists of wear parts and some electrical and pneumatic components.

Spare parts End drive unit - XM



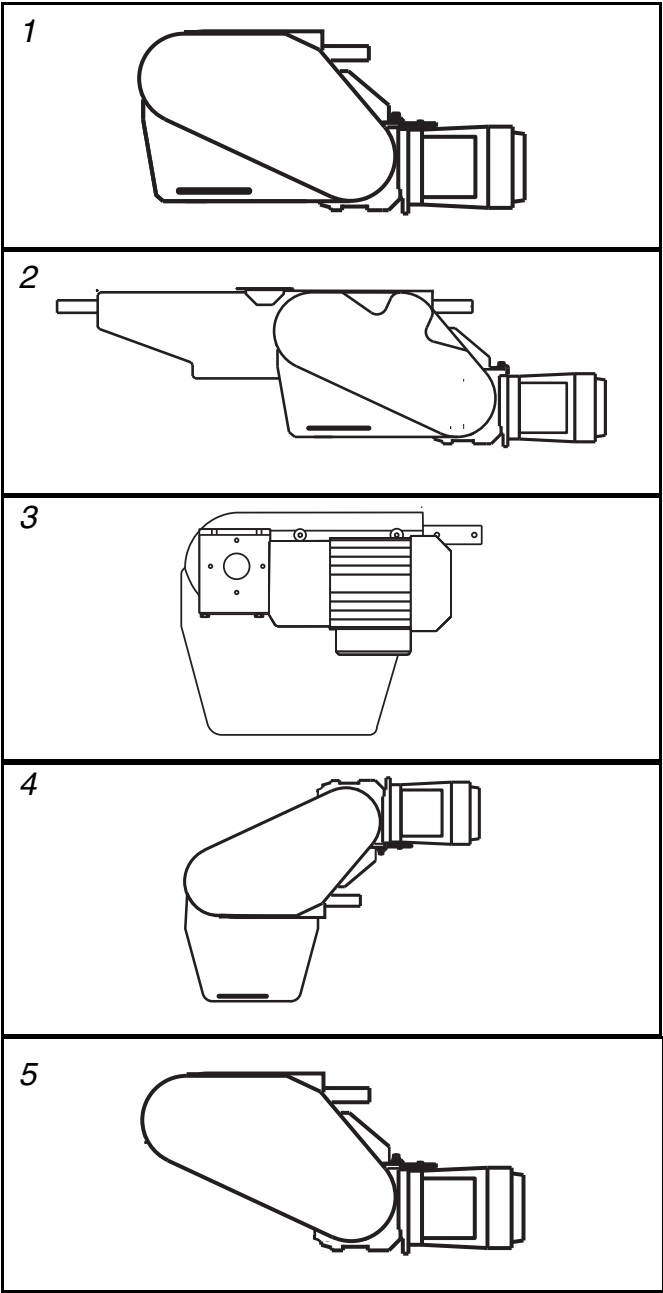
Technical information from FlexLink

XM001-E5

End drive unit - XM

Revision list

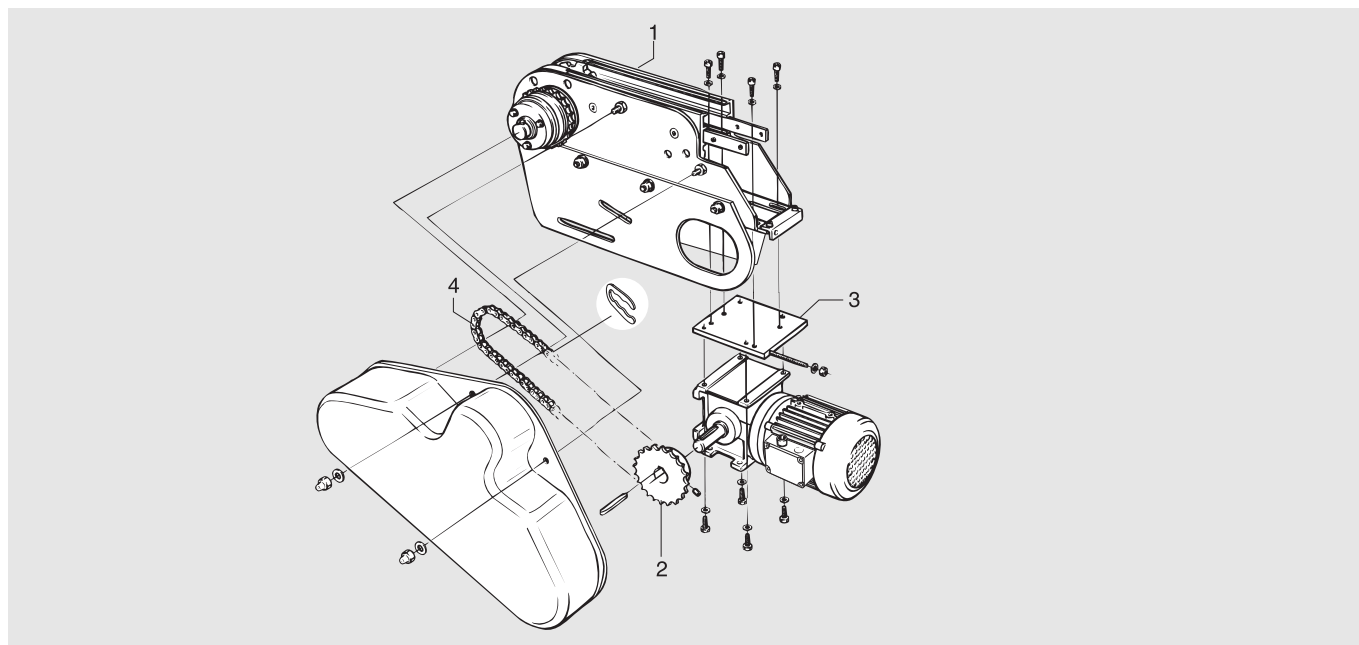
Document designation	Date	Type of revision	Entered by
XM001-E1	98-10-14	New version	Enator
XM001-E3	08-10-03	Spare part kits added	JE
XM001-E4	09-03-19		JE
XM001-E5	10-07-14	Added new column	CB



End drive unit

Complete unit- XMEB_HL/HR/HLA/HRA

For SEW S37 gearmotor



Item	Description	Part No	Qty	Comments	Recommended Spare parts
1	0-unit (left-hand version)	XMEB 0 HL/HLA	1	See next page for details	
	0-unit (right-hand version)	XMEB 0 HR/HRA	1	See next page for details	
	Motor alternative, see Drive unit guide 5014				
2	Sprocket wheel 1/2" including grub screw		1	See table below	X
3	Adapter plate including bolts and washers	3924407	1	For SEW S37 gearmotor	
	Adapter plate	3924455	1	Blind adapter plate	
4	Transmission chain 1/2" including connecting link	3921638	1	ISO/R- 1967- 08B- 1 (ISO)	X
	Transmission chain 1/2" including connecting link	5044948	1	ISO/R- 1967- 08A- 1 (ANSI)	X

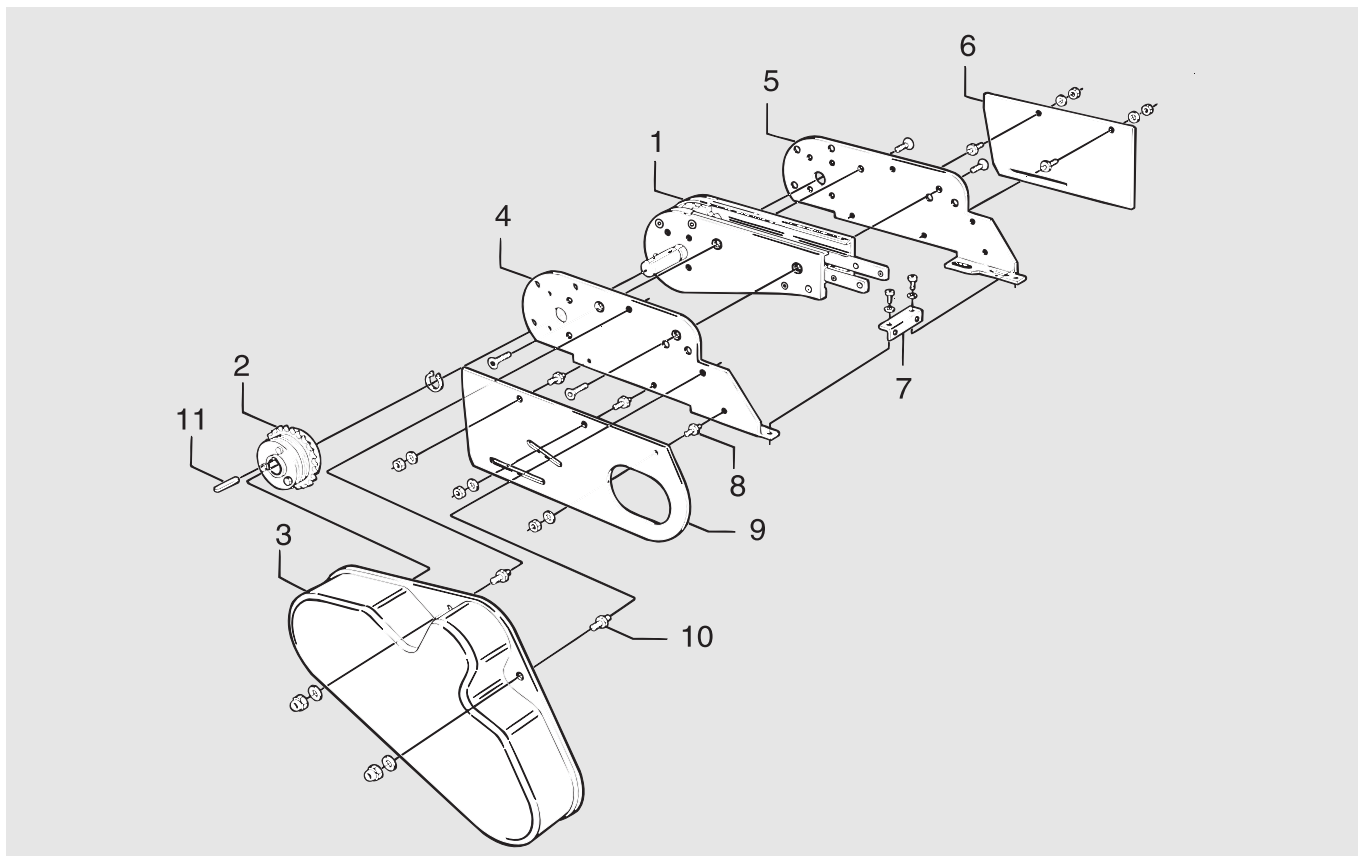
Important

Items 2-4 must be ordered separately when ordering a 0-unit (item 1). The sprocket wheel (item 2) should be specified in accordance with the following table:

Sprocket wheel 1/2"	Part No (SEW)
z ₁ =19	3924438
z ₁ =21	3924439
z ₁ =23	3924440
z ₁ =25	3921258
z ₁ =15 ANSI	5044935
z ₁ =17 ANSI	5044936
z ₁ =19 ANSI	5044937
z ₁ =21 ANSI	5044938
z ₁ =23 ANSI	5044939
z ₁ =25 ANSI	5044940

End drive unit

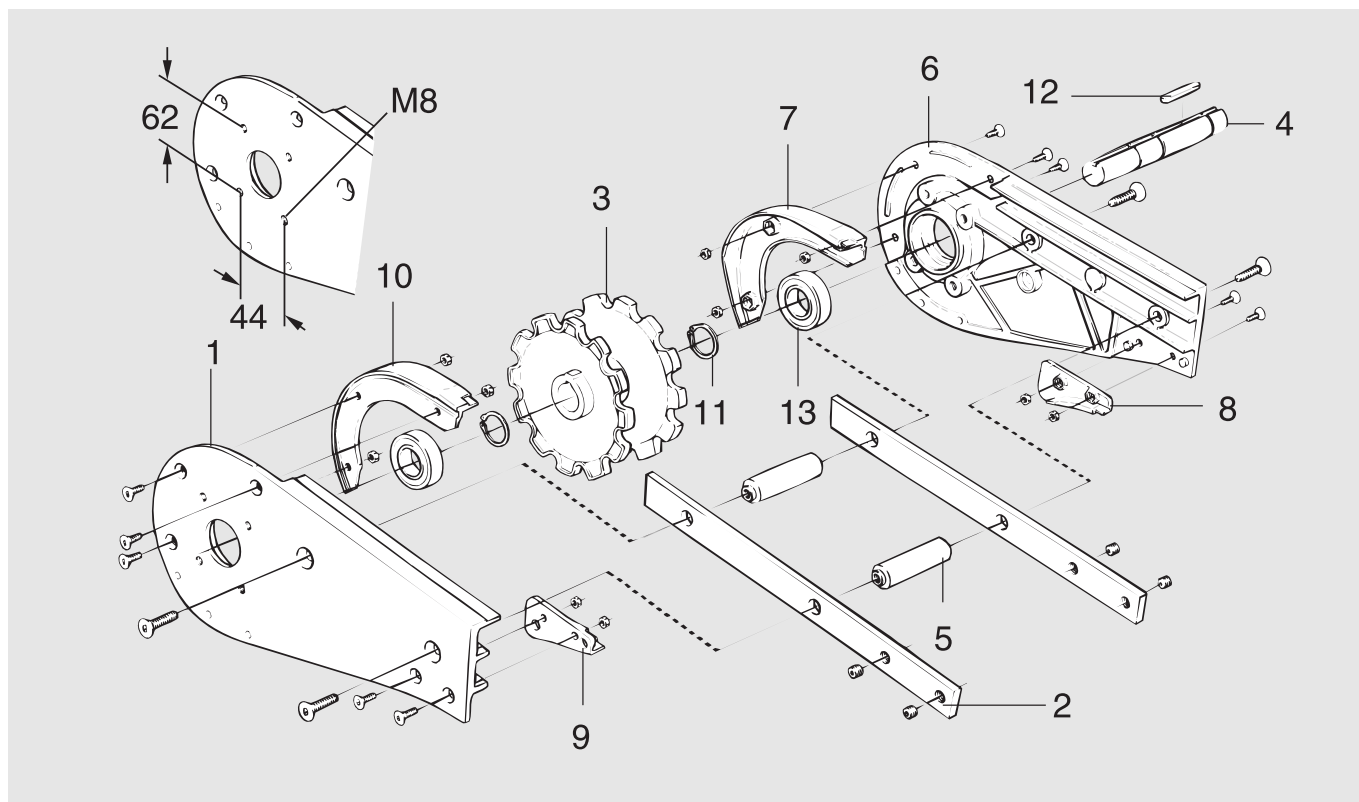
0-unit – XMEB 0 HL/HR/HLA/HRA



Item	Description	Part No	Qty	Comments	Recommended Spare parts
1	Basic unit (left-hand version)	XMEB 0 HLU	1	See next page for details	
	Basic unit (right-hand version)	XMEB 0 HRU	1	See next page for details	
2	Slip clutch Ø25 mm	5053981	1	ISO	
	-Slip clutch, Spare parts kit	5056817	1	ISO, incl. cup spring, ball, chain wheel.	X
	Slip clutch Ø25 mm	5054000	1	ANSI	
	-Slip clutch, Spare parts kit	5056820	1	ANSI, incl. cup spring, ball, chain wheel.	X
3	Transmission cover	3904431	1		
4	Motor bracket L	3904632	1		
5	Motor bracket R	3904633	1		
6*	Slack protection R	(3904665)	1	See kit below	
7	Adjusting block	3924288	1		
8*	Screw	(3904862)	5	See kit below	
9*	Slack protection L	(3904666)	1	See kit below	
10*	Screw	(3904855)	2	See kit below	
11	Thin parallel key	8x7–25	1	DIN 6885A h9	
*) 6+9	Slack protection kit	5111566	1	R+L	
*) 8	Distance screw kit	5111600	1	Kit contains 10pcs	
*) 10	Distance screw kit	5111599	1	Kit contains 10pcs	

End drive unit

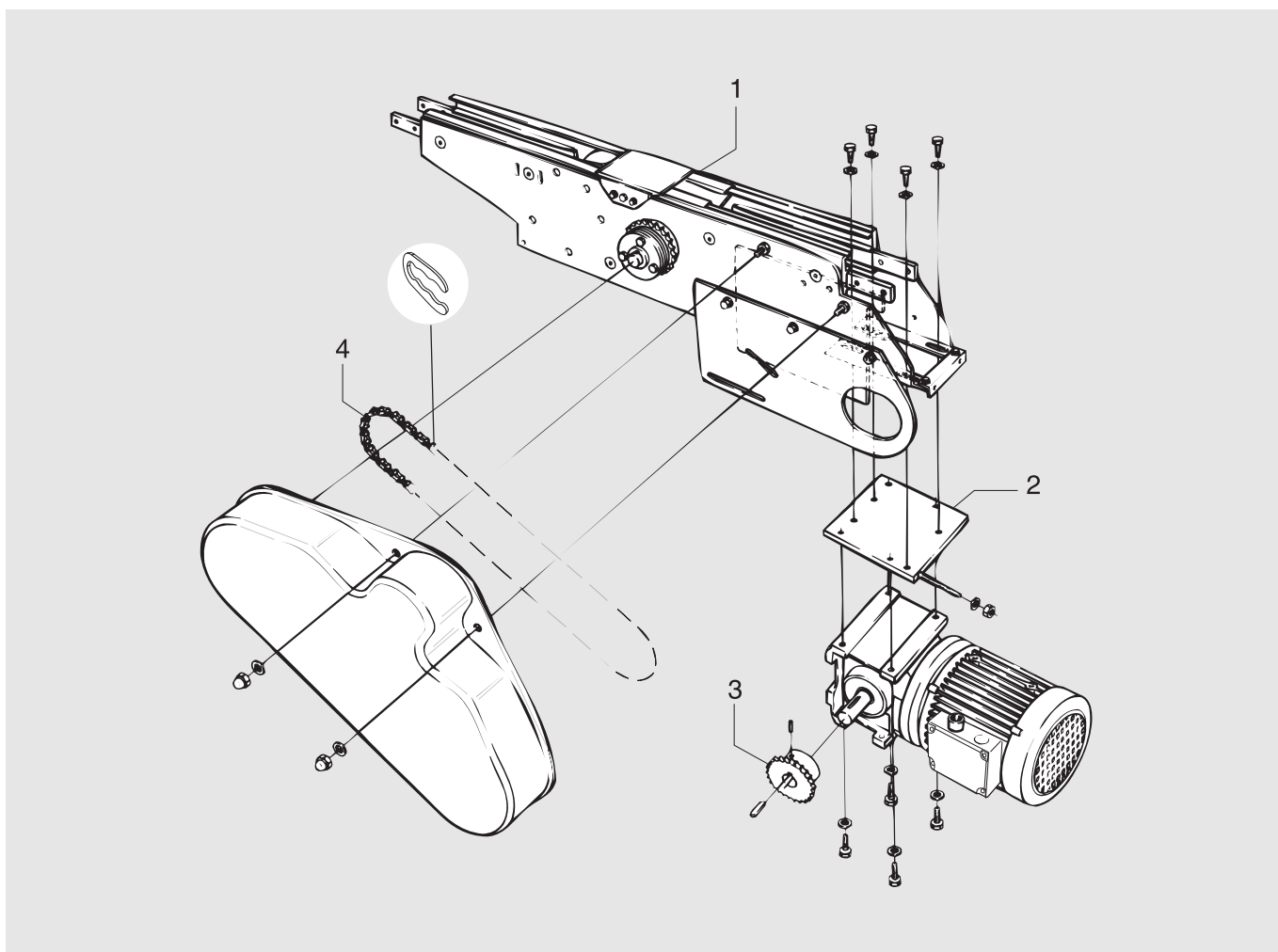
Basic unit-XMEB 0 HLU/HRU



Item	Description	Part No	Qty	Comments	Recommended Spare parts
1*	Side plate L	(3904741)	1	See kit below	
2	Connecting strip	3921123	2		
3*	Drive wheel	5111617	1	(3904457)	X
4*	Drive shaft	(3904459)	1	See kit below	
5	Spacer	3904440	2		
6*	Side plate R	(3904458)	1	See kit below	
7*	Steering guide R	(3904455)	1	See kit below	
8*	Guide R	(3904456)	1	See kit below	
9*	Guide L	(3904742)	1	See kit below	
10*	Steering guide L	(3904743)	1	See kit below	
11*	Retaining ring	(SgA 25)	3	DIN 471, See kit below	
12*	Thin parallel key	(8x7-40)	1	DIN 6885A h9, See kit below	
13*	Bearing	(6205-2RS1/C3)	2	See kit below	
*)1+6	Side plate kit	5111586	1	LH+RH	
*)3+4, 11-13	Spare part kit, Drive wheel	5111177	1		X
*)8+9	Spare part kit Guide	5111607	1	R+L	X
*) 7+10	Spare part kit Steering guide	5111606	1	R+L	X

End drive unit, type J

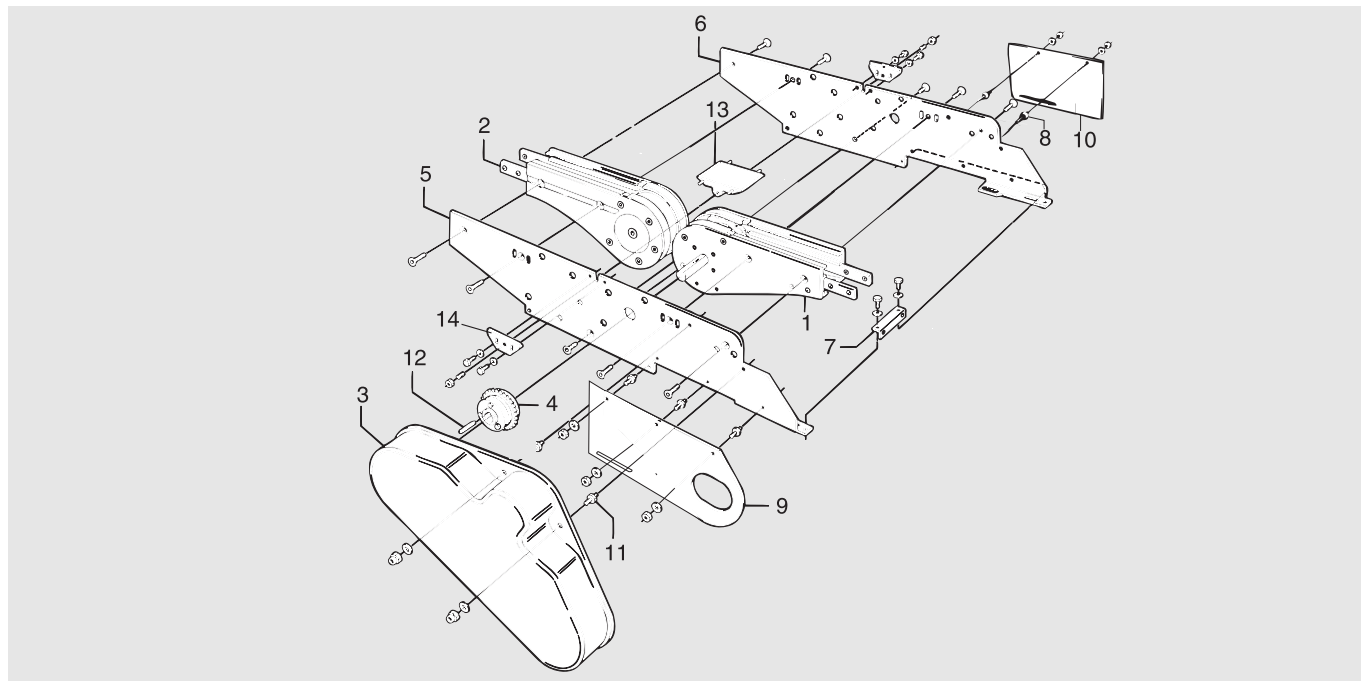
Complete unit- XMEB_HLJ/HRJ



Item	Description	Part No	Qty	Comments	Recommended Spare parts
1	0-unit (left-hand version)	XMEB 0 HLJ/HLAJ	1	See next page for details	
	0-unit (right-hand version)	XMEB 0 HRJ/HRAJ	1	See next page for details	
2	Adapter plate SEW 37	See page 2	1		
	Adapter plate SEW 37	See page 2	1		
3	Sprocket wheel	See page 2	1		X
4	Transmission chain including connecting link	See page 2	1		X

End drive unit, type J

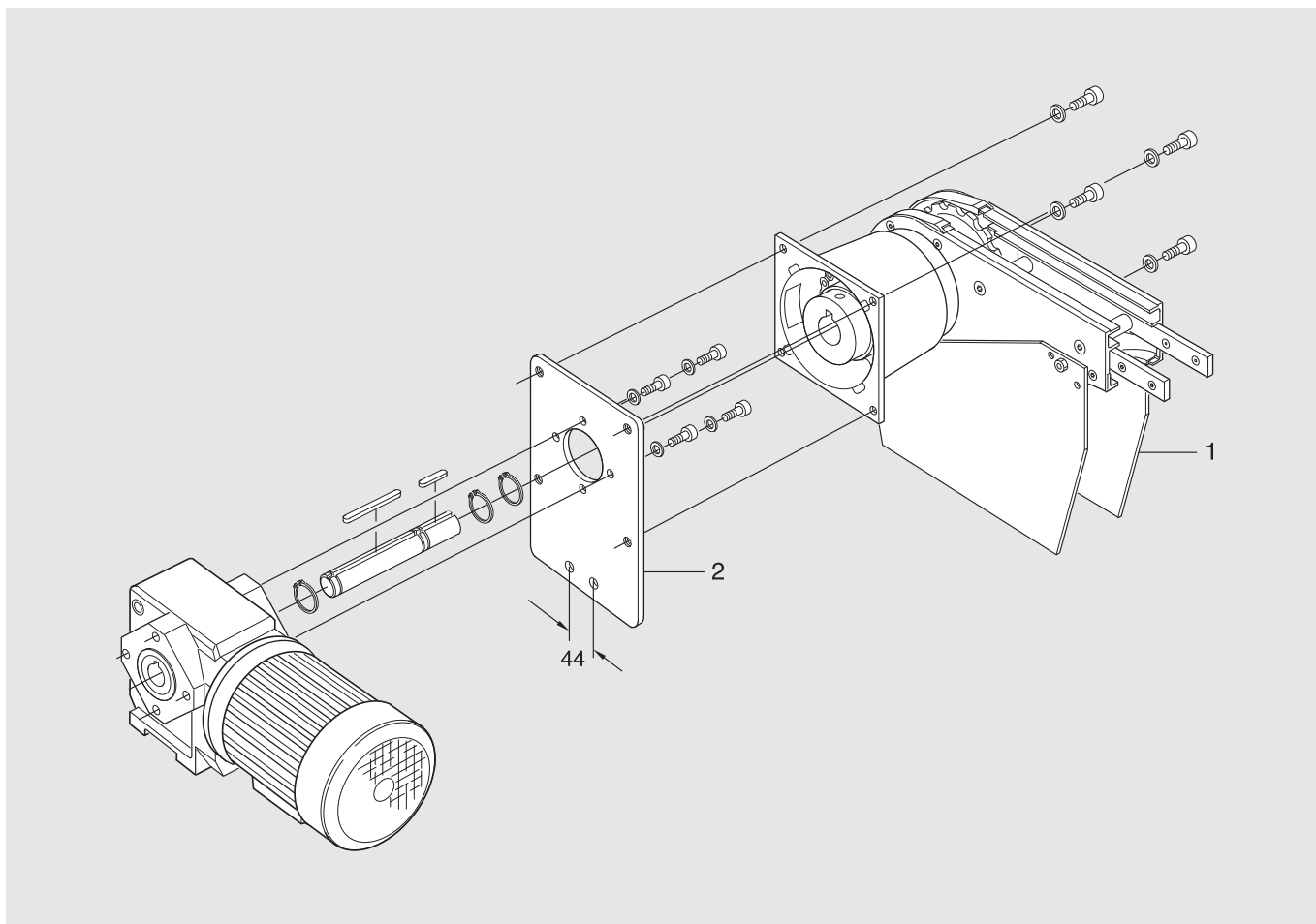
0-unit – XMEB 0 HLJ/HRJ/HLAJ/HRAJ



Item	Description	Part No	Qty	Comments	Recommended Spare parts
1	Basic unit (left-hand version)	XMEB 0 HLU	1	See page 4	
	Basic unit (right-hand version)	XMEB 0 HRU	1	See page 4	
2	Idler unit	XMEJ 315	1	Steering need to be adjusted	
3	Transmission cover	3904431	1		
4	Slip clutch Ø25 mm	5053981	1	ISO	
	-Slip clutch, Spare parts kit	5056817	1	ISO, incl. cup spring, ball, chain wheel.	X
	Slip clutch Ø25 mm	5054000	1	ANSI	
	-Slip clutch, Spare parts kit	5056820	1	ANSI, incl. cup spring, ball, chain wheel.	X
5	Motor bracket L	3921461	1		
6	Motor bracket R	3921462	1		
7	Adjusting block	3924288	1		
8*	Screw	(3904862)	5	See kit below	
9*	Slack protection L	(3904666)	1	See kit below	
10*	Slack protection R	(3904665)	1	See kit below	
11*	Screw	(3904855)	2	See kit below	
12	Thin parallel key	8x7-25	1	DIN 6885A h9	
13	Bridge	3924489	1		
14	Adjustment plate	3905278	2		
*)8	Distance screw kit	5111600	1	Kit contains 10pcs	
*)9+10	Slack protection kit	5111566	1	LH+RH	
*)11	Distance screw kit	5111599	1	Kit contains 10pcs	

End drive unit, direct drive

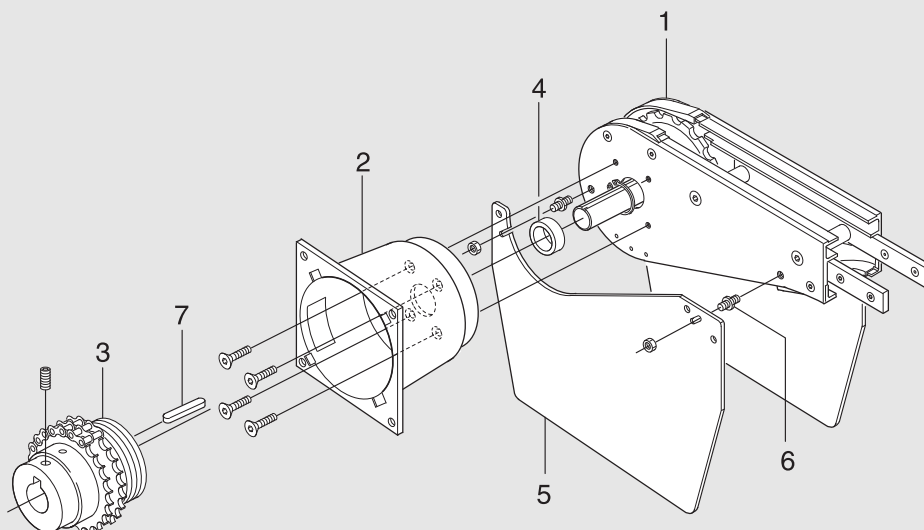
Complete unit-XMEB_HLP/HRP/HLAP/HRAP For SEW SA37 gearmotor



Item	Description	Part No	Qty	Comments	Recommended Spare parts
1	0-unit (left-hand version)	XMEB 0 HLP/HLAP	1	See next page for details	
	0-unit (right-hand version)	XMEB 0 HRP/HRAP	1	See next page for details	
	Motor, see Drive unit guide 5014				
2	Adapter plate including bolts, washers and shaft	5117108	1	SEW SA37 gearmotor The illustration shows part no 3920088	

End drive unit, direct drive

0-unit – XMEB 0 HLP/HRP/HLAP/HRAP

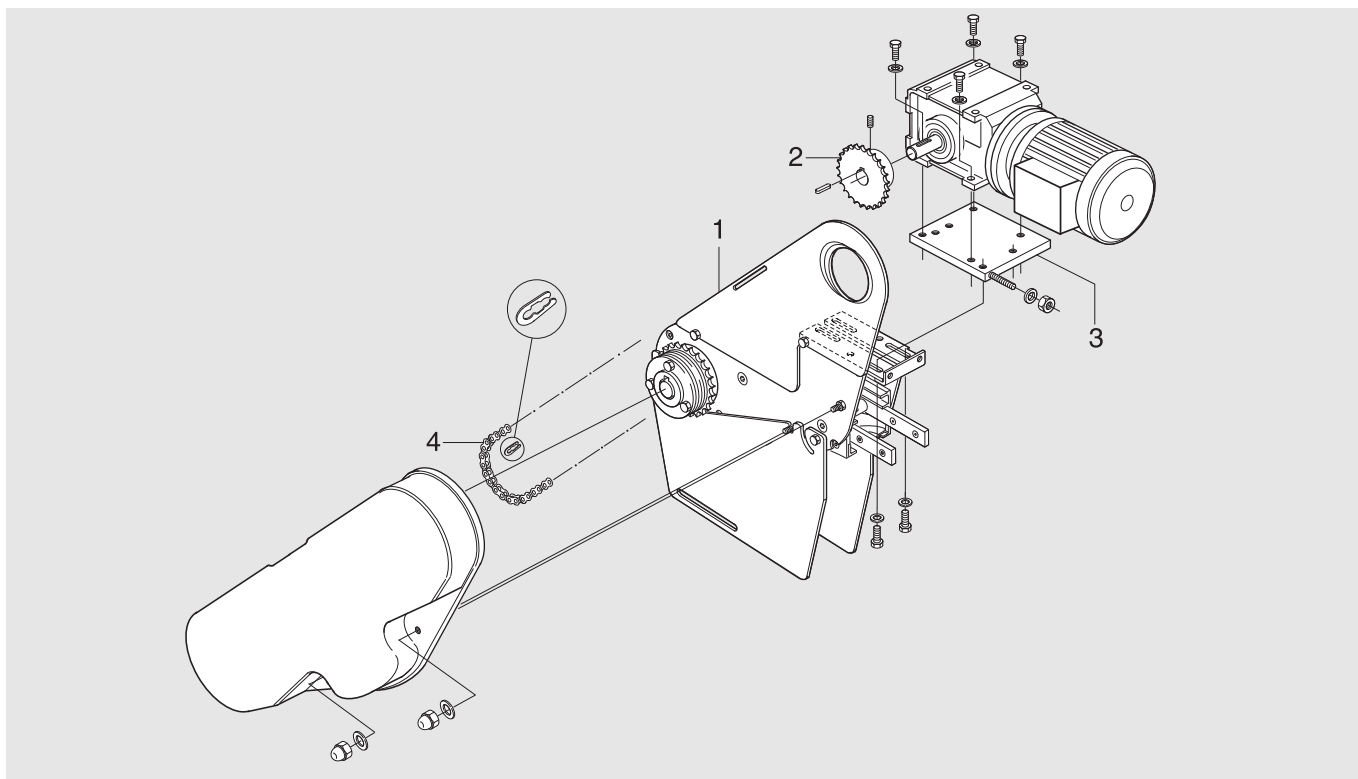


Item	Description	Part No	Qty	Comments	Recommended Spare parts
1	Basic unit (left-hand version)	XMEB 0 HLU	1	See page 4 for details	
	Basic unit (right-hand version)	XMEB 0 HRU	1	See page 4 for details	
2	Flange	3920084	1		
3	Slip clutch Ø20–Ø25 mm	5054003	1		X
4	Distance ring	3921652	1		
5*	Slack protection	(3925673)	2	See kit below	
6*	Screw	(3925718)	4	See kit below	
7	Thin parallel key	8×7–40	1	DIN 6885 A h9	
*)5	Slack protection kit	5111581	1	LH+RH	
*)6	Distance screw kit	5111598	1	Kit contains 10 pcs	

End drive unit, overhead motor

Complete unit – XMEH _ HL/HR/HLA/HRA

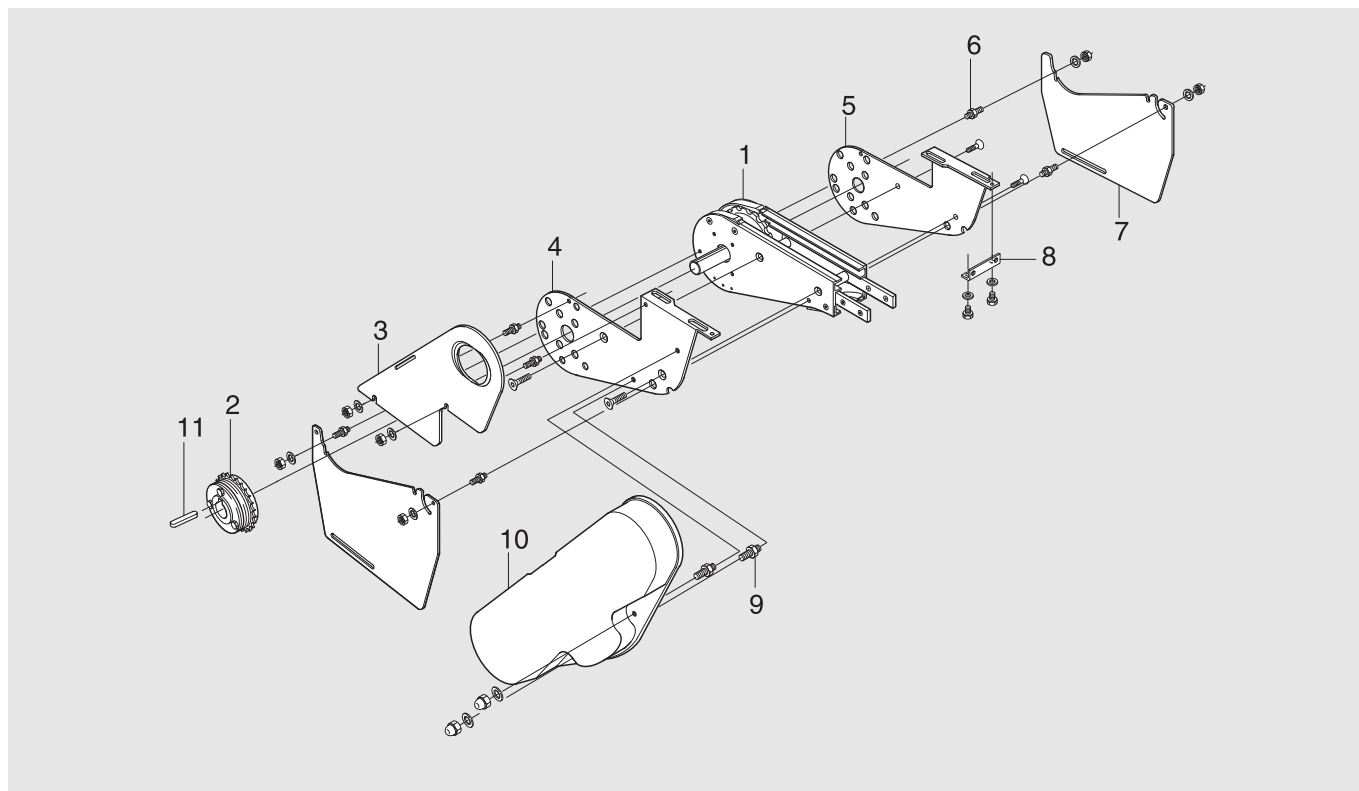
For SEW S37 gearmotor



Item	Description	Part No	Qty	Comments	Recommended Spare parts
1	0-unit (left-hand version)	XMEH 0 HL/HLA	1	See next page for details	
	0-unit (right-hand version)	XMEH 0 HR/HRA	1	See next page for details	
	Motor, see Drive unit guide 5014				
2	Sprocket wheel 1/2" including grub screw	See page 2	1		X
3	Adapter plate including bolts and washers	See page 2	1		
	Adapter plate	See page 2	1		
4	Transmission chain 1/2" including connecting link	See page 2	1		X
	Transmission chain 1/2" including connecting link	See page 2	1		X

End drive unit, overhead motor

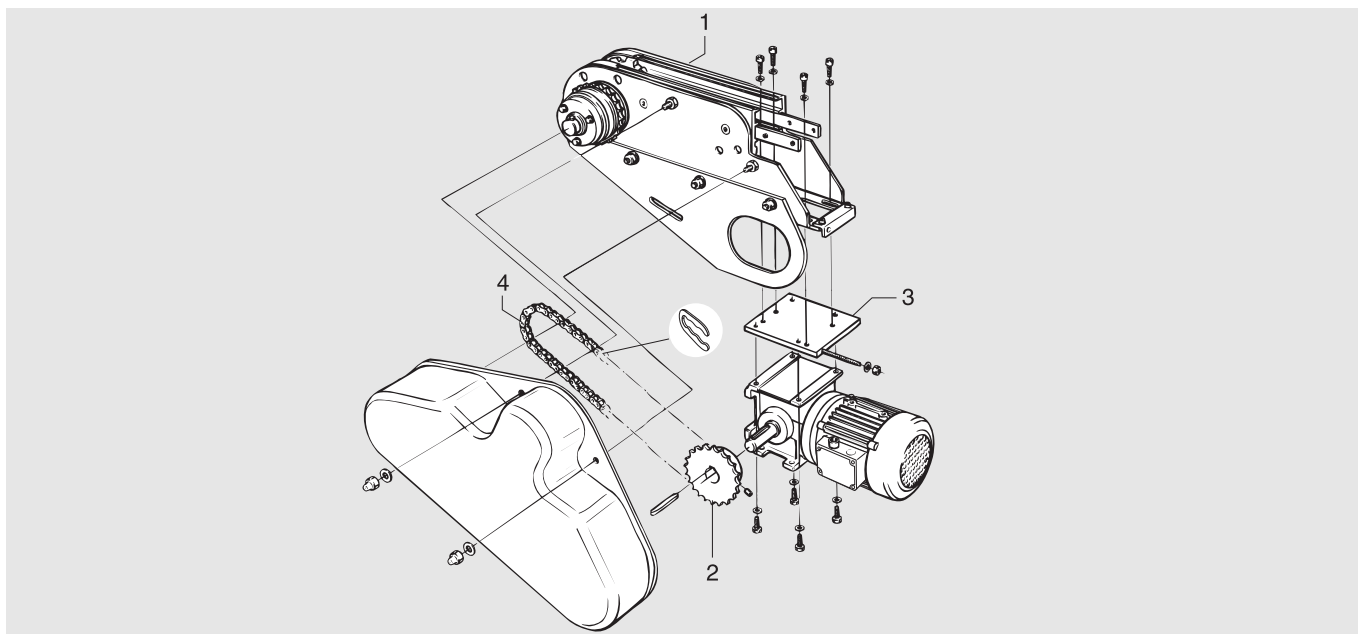
0-unit – XMEH 0 HL/HR/HLA/HRA



Item	Description	Part No	Qty	Comments	Recommended Spare parts
1	Basic unit (left-hand version)	XMEB 0 HLU	1	See page 4 for details	
	Basic unit (right-hand version)	XMEB 0 HRU	1	See page 4 for details	
2	Slip clutch Ø25 mm	5053981	1	ISO	
	-Slip clutch, Spare parts kit	5056817	1	ISO, incl. cup spring, ball, chain wheel.	X
	Slip clutch Ø25 mm	5054000	1	ANSI	
	-Slip clutch, Spare parts kit	5056820	1	ANSI, incl. cup spring, ball, chain wheel.	X
3	Safety guard	3920751	1		
4	Motor bracket L	3920753	1		
5	Motor bracket R	3920752	1		
6*	Screw	(3904862)	6	See kit below	
7	Slack protection	3926375	2		
8	Adjusting block	3924288	1		
9*	Screw	(3904855)	2	See kit below	
10	Transmission cover	3926374/ 3927191	1	Need to be adjusted: 3926374 Right 3927191 Left	
11	Thin parallel key	8x7–25	1	DIN 6885A h9	
*)6	Distance screw kit	5111600	1	Kit contains 10pcs	
*)9	Distance screw kit	5111599	1	Kit contains 10pcs	

End drive unit, guided

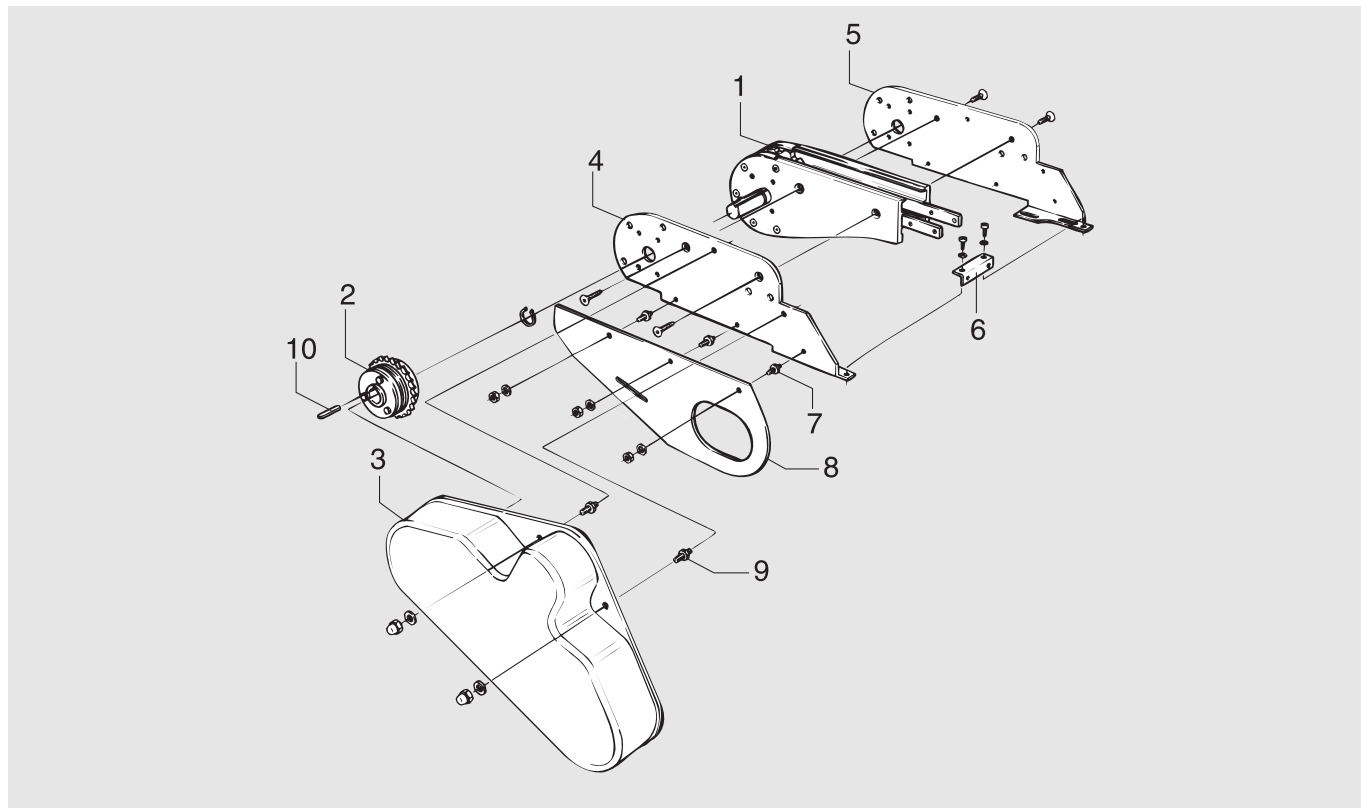
Complete unit-XMEB_HLG/HRG/HLAG/HRAG For SEW S37 gearmotor



Item	Description	Part No	Qty	Comments	Recommended Spare parts
1	0-unit (left-hand version)	XMEB 0 HLG/HLAG	1	See next page for details	
	0-unit (right-hand version)	XMEB 0 HRG/HRAG	1	See next page for details	
2	Sprocket wheel 1/2" including grub screw	See page 2	1		X
3	Adapter plate including bolts and washers	See page 2	1		
	Adapter plate	See page 2	1		
4	Transmission chain 1/2" including connecting link	See page 2	1		X
	Transmission chain 1/2" including connecting link	See page 2	1		X

End drive unit, guided

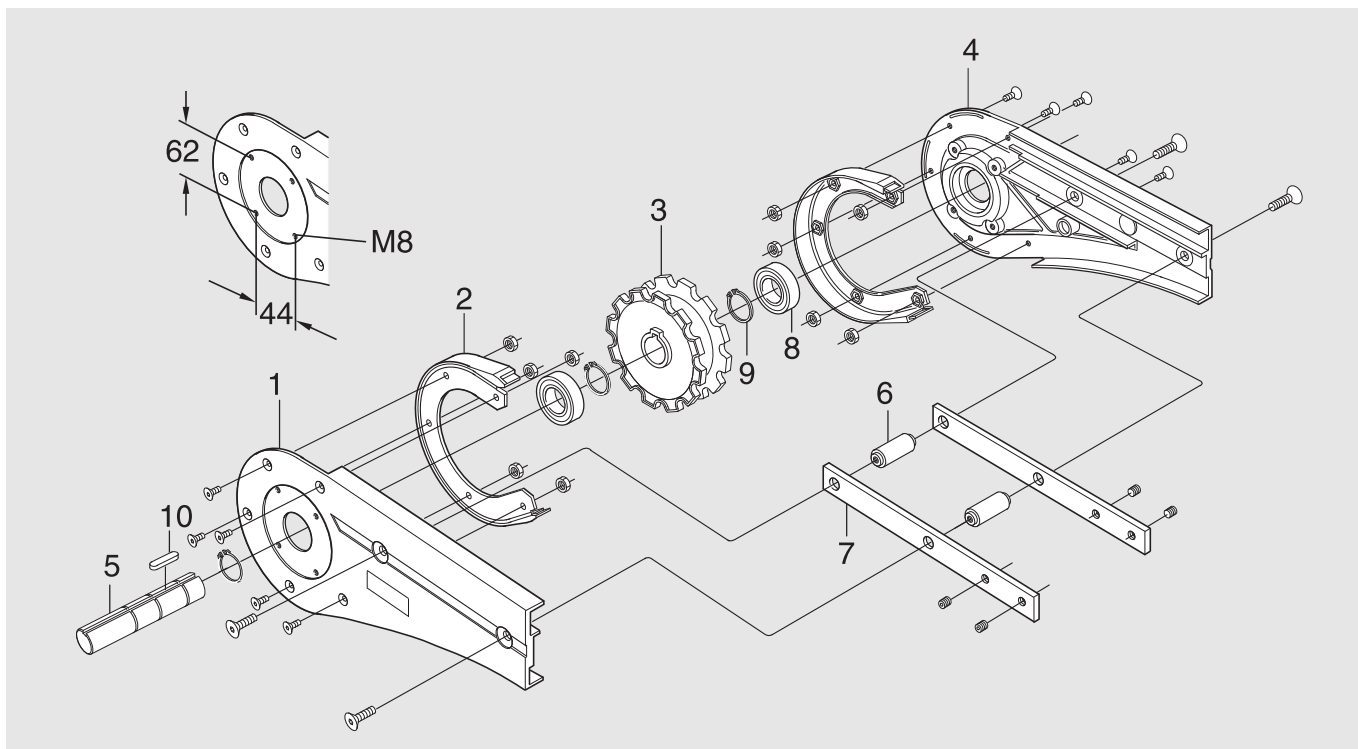
0- unit-XMEB 0 HLG/HRG/HLAG/HRAG



Item	Description	Part No	Qty	Comments	Recommended Spare parts
1	Basic unit (left-hand version)	XMEB 0 HLGU	1	See next page for details	
	Basic unit (right-hand version)	XMEB 0 HRGU	1	See next page for details	
2	Slip clutch Ø25 mm	5053981	1	ISO	
	-Slip clutch, Spare parts kit	5056817	1	ISO, incl. cup spring, ball, chain wheel.	X
	Slip clutch Ø25 mm	5054000	1	ANSI	
	-Slip clutch, Spare parts kit	5056820	1	ANSI, incl. cup spring, ball, chain wheel.	X
3	Transmission cover	3904431	1		
4	Motor bracket L	3904632	1		
5	Motor bracket R	3904633	1		
6	Adjusting block	3924288	1		
7*	Distance screw	(3904862)	3	See kit below	
8*	Slack protection	(3925875)	1	See kit below	
9*	Distance screw	(3904855)	2	See kit below	
10	Thin parallel key	8×7–25	1	DIN 6885A h9	
*)7	Distance screw kit	5111600	1	Kit contains 10 pcs	
*)8	Slack protection kit	5111608	1	LH+RH	
*)9	Distance screw kit	5111599	1	Kit contains 10 pcs	

End drive unit, guided

Basic unit-XMEB 0 HLGU/HRGU



Item	Description	Part No	Qty	Comments	Recommended Spare parts
1*	Side plate L	(3921675)	1	See kit below	
2*	Steering guide	(3924519)	2	See kit below	
3*	Drive wheel	5111617	1	(3904457)	X
4*	Side plate R	(3921674)	1	See kit below	
5*	Drive shaft	(3904459)	1	See kit below	
6	Spacer	3904440	2		
7	Connecting strip	3921123	2		
8*	Bearing	(6205 2RS1/C3)	2	See kit below	
9*	Retaining ring	(SgA 25)	3	DIN 471, See kit below	
10*	Thin parallel key	8x7-40	1	DIN 6885A h9, See kit below	
*)1+4	Side plate kit	5111609	1	LH+RH	
*)2	Spare parts kit Steering guide	5111610	1	LH+RH	X
*)3+5+8+9+10	Spare parts kit, Drive wheel	5111177	1		X

Spare parts Double drive unit - XM

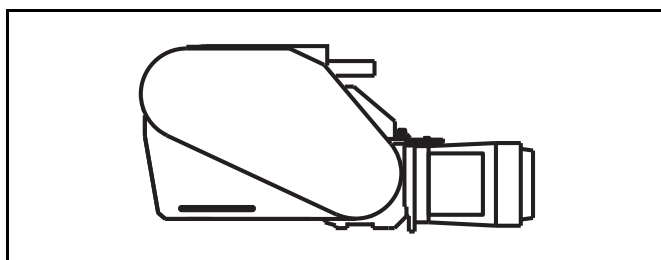


Technical information from FlexLink

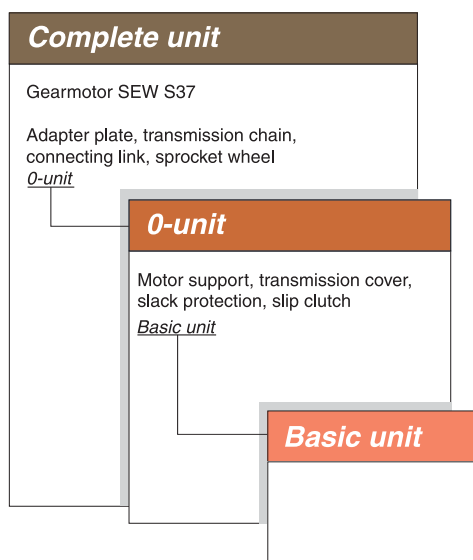
XM002-E6

Double drive unit- XM

Revision list



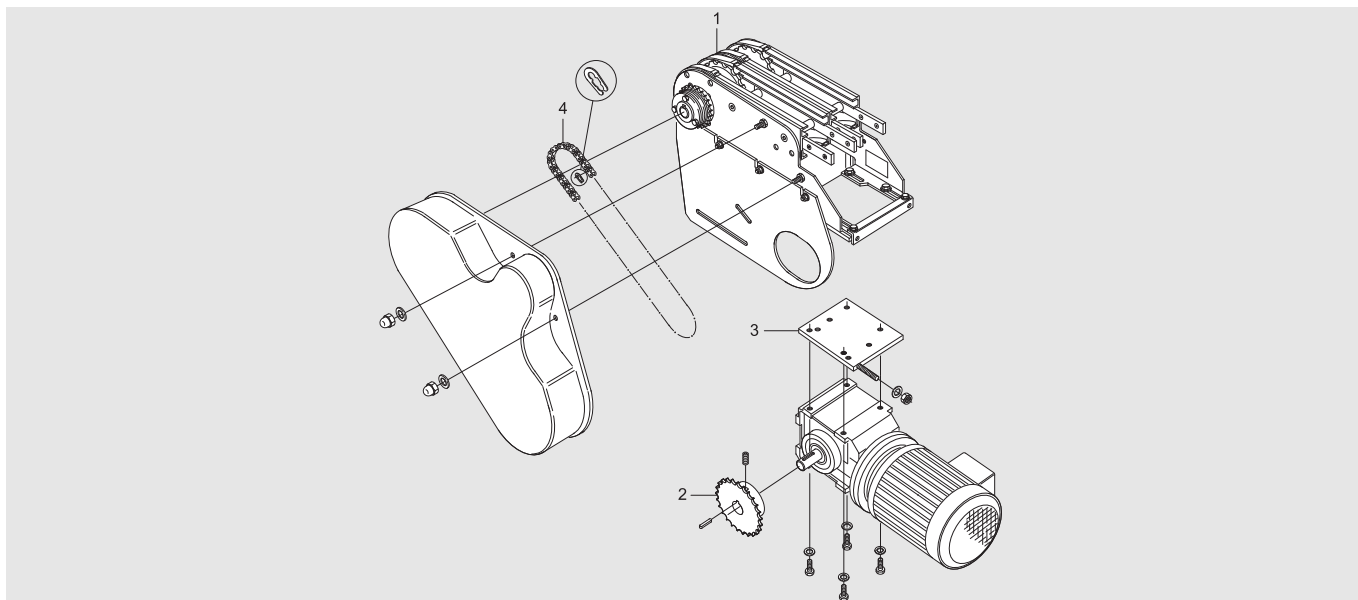
Document designation	Date	Type of revision	Entered by
XM002-E1	98-10-14	New version	Enator
XM002-E2	99-09-10	Addition of "Double drive unit (c/c 86)"	
XM002-E3	00-10-04	Page 2, item 3: changed part no to 3926286, Adapter plate 3924455 deleted	TietoEnator Inforum
XM002-E4	07-10-07	Spare parts kit	JE
XM002-E5	09-03-19		JE
XM002-E6	10-07-14	Added new column	CB



Double drive unit (c/c 86 mm)

Complete unit- XMEB_HLD86/HRD86/HLAD86/HRAD86**

For SEW S37 gearmotor



Item	Description	Part No	Qty	Comments	Recommended Spare parts
1	0-unit (left-hand version)	XMEB 0 HLD86/HLAD86	1	See next page for details	
	0-unit (right-hand version)	XMEB 0 HRD86/HRAD86	1	See next page for details	
	Motor alternative, see Drive unit guide 5014				
2	Sprocket wheel 1/2" including grub screw		1	See table below	X
3	Adapter plate including bolts and washers	3926268	1	For SEW S37 gearmotor	
4	Transmission chain 1/2" including connecting link	3921638	1	ISO/R- 1967- 08B- 1 (ISO)	X
	Transmission chain 1/2" including connecting link	5044948	1	ISO/R- 1967- 08A- 1 (ANSI)	X

** c/c 86 mm

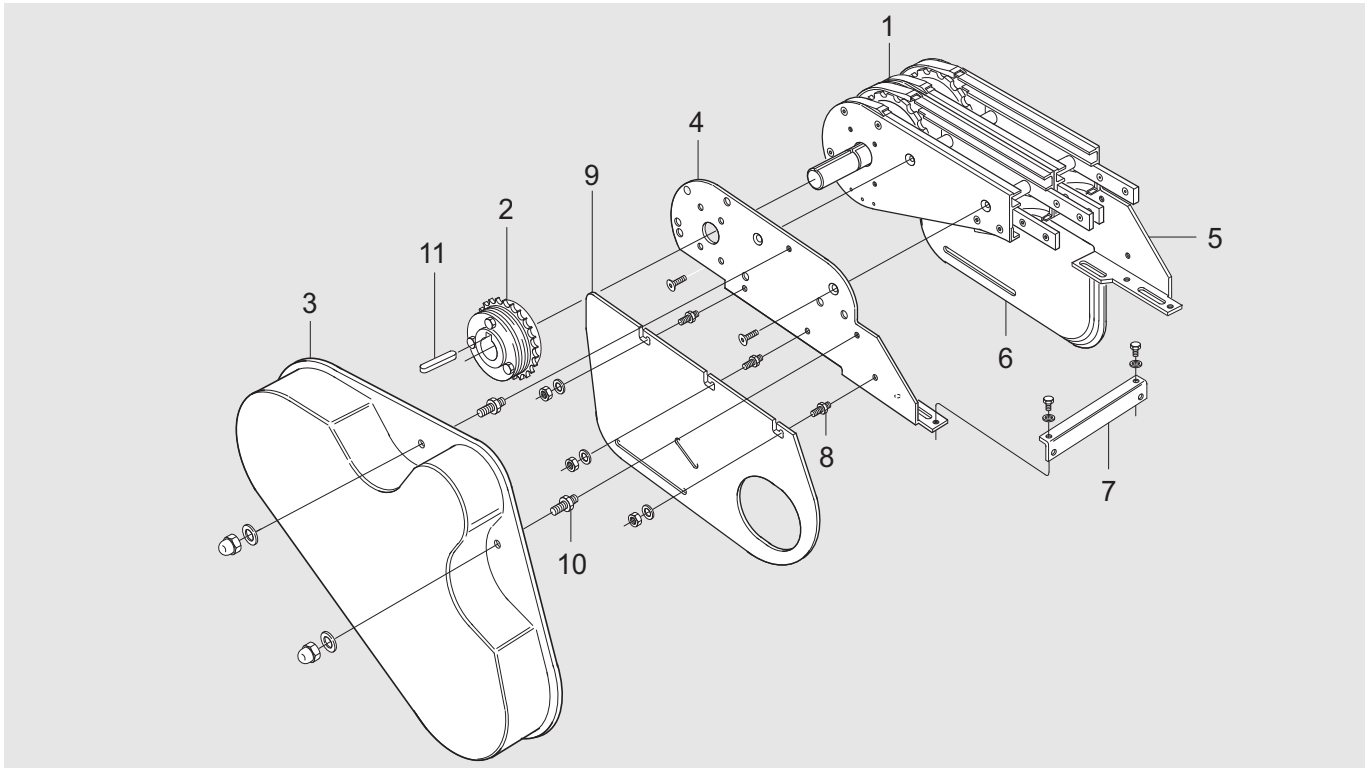
Important

Items 2-4 must be ordered separately when ordering a 0-unit (item 1). The sprocket wheel (item 2) should be specified in accordance with the following table:

Sprocket wheel 1/2"	Part No (SEW)
z ₁ =19	3924438
z ₁ =21	3924439
z ₁ =23	3924440
z ₁ =25	3921258
z ₁ =15 ANSI	5044935
z ₁ =17 ANSI	5044936
z ₁ =19 ANSI	5044937
z ₁ =21 ANSI	5044938
z ₁ =23 ANSI	5044939
z ₁ =25 ANSI	5044940

Double drive unit (c/c 86 mm)

0-unit- XMEB 0 HLD/HRD86/HLAD86/HRAD86**

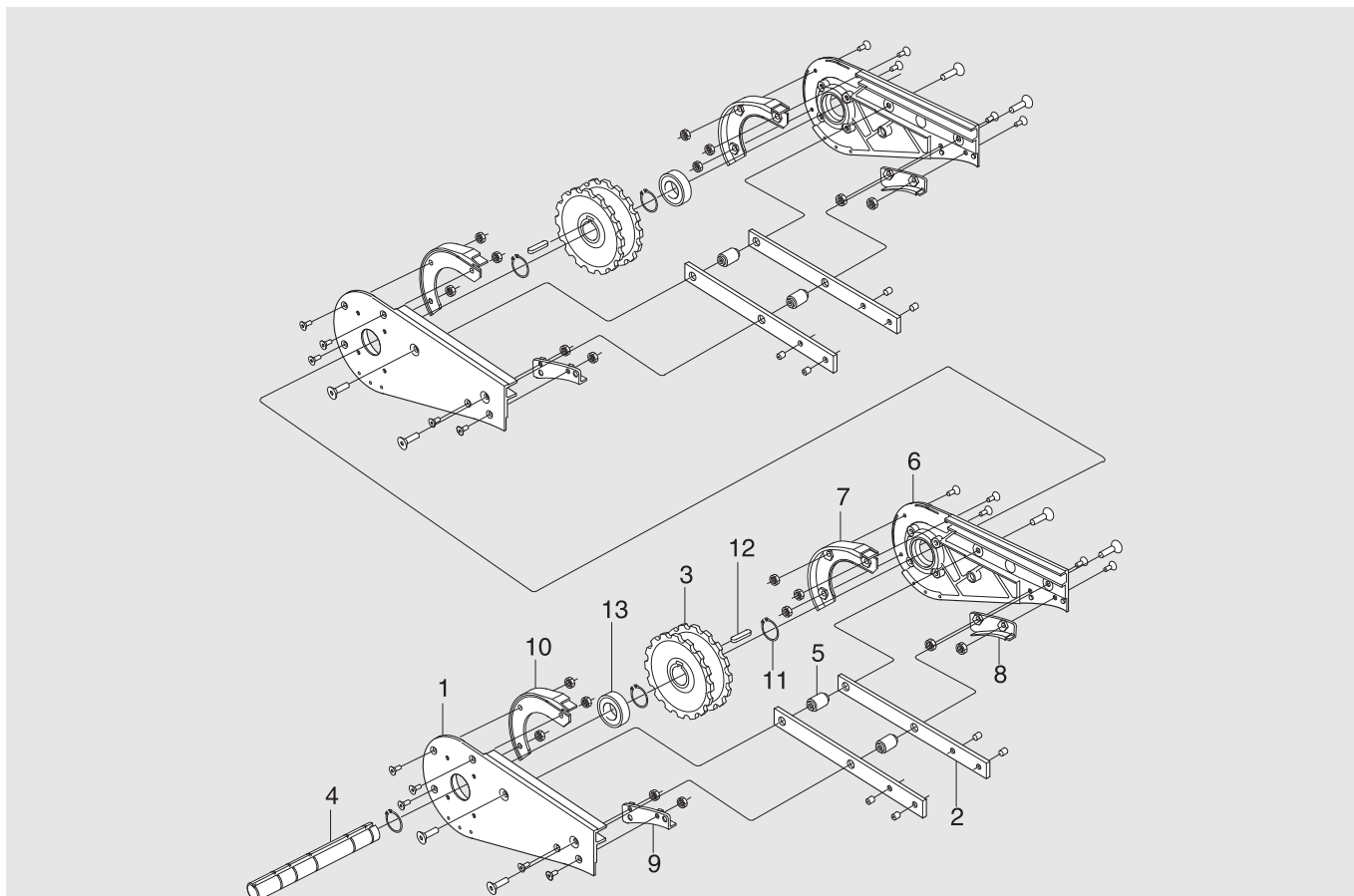


Item	Description	Part No	Qty	Comments	Recommended Spare parts
1	Basic unit	XMEB 0 HLDU86	1	See next page for details	
	Basic unit	XMEB 0 HRDU86	1	See next page for details	
2	Slip clutch Ø25 mm	5053981	1	ISO	
	-Slip clutch, Spare parts kit	5056817	1	ISO, incl. cup spring, ball, chain wheel.	X
	Slip clutch Ø25 mm	5054000	1	ANSI	
	-Slip clutch, Spare parts kit	5056820	1	ANSI, incl. cup spring, ball, chain wheel.	X
3	Transmission cover	3904431	1		
4	Motor bracket R	3904633	1		
5	Motor bracket L	3904632	1		
6 *	Slack protection R	(3904665)	1	See kit below	
7	Adjusting block	3926270	1	c/c 86	
8 *	Distance screw M6	(3904862)	5	See kit below	
9 *	Slack protection L	(3904666)	2	See kit below	
10 *	Distance screw M8	(3904855)	1	See kit below	
11	Adapter plate	3926268	1	c/c 86	
12	Thin parallel key	8x7-25	1	DIN 6885A h9	
*) 6+9	Slack protection kit	5111566	1	LH+RH	
*) 8	Distance screw kit	5111600	1	Kit contains 10 pcs	
*) 10	Distance screw kit	5111599	1	Kit contains 10 pcs	

**c/c 86 mm

Double drive unit

Basic unit- XMEB 0 HLDU/HRDU86

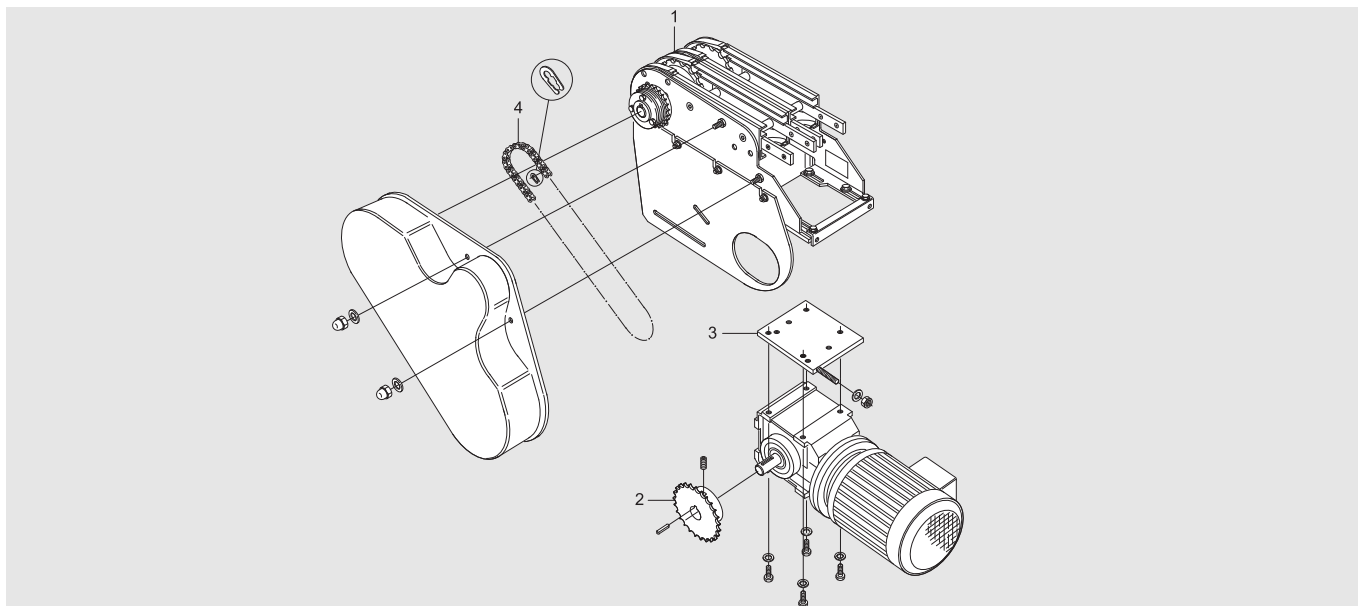


Item	Description	Part No	Qty	Comments	Recommended Spare parts
1 *	Side plate L	(3904741)	2	See kit below	
2	Connecting strip	3921123	4		
3 *	Drive wheel	5111617	2	(3904457)	X
4	Drive shaft	3926306	1	c/c 86	
	Drive shaft	3926267	1	c/c 130–350	
5	Spacer	3904440	4		
6 *	Side plate R	(3904458)	2	See kit below	
7 *	Steering guide R	(3904455)	2	See kit below	
8 *	Guide R	(3904456)	2	See kit below	
9 *	Guide L	(3904742)	2	See kit below	
10 *	Steering guide L	(3904743)	2	See kit below	
11	Retaining ring	SgA 25	5	DIN 471	
12	Thin parallel key	(8x7–40)	1	DIN 6885A h9	
13	Bearing	6205-2RS1/C3	2		
*) 1+6	Side plate kit	5111586	2	LH+RH	
*) 8+9	Spare parts kit Guide	5111607	2	RH+LH	X
*) 7+10	Spare parts kit Steering guide	5111606	2	RH+LH	X

Double drive unit (c/c 130- 350 mm)

Complete unit- XMEB_HLD/HRD/HLAD/HRAD-**

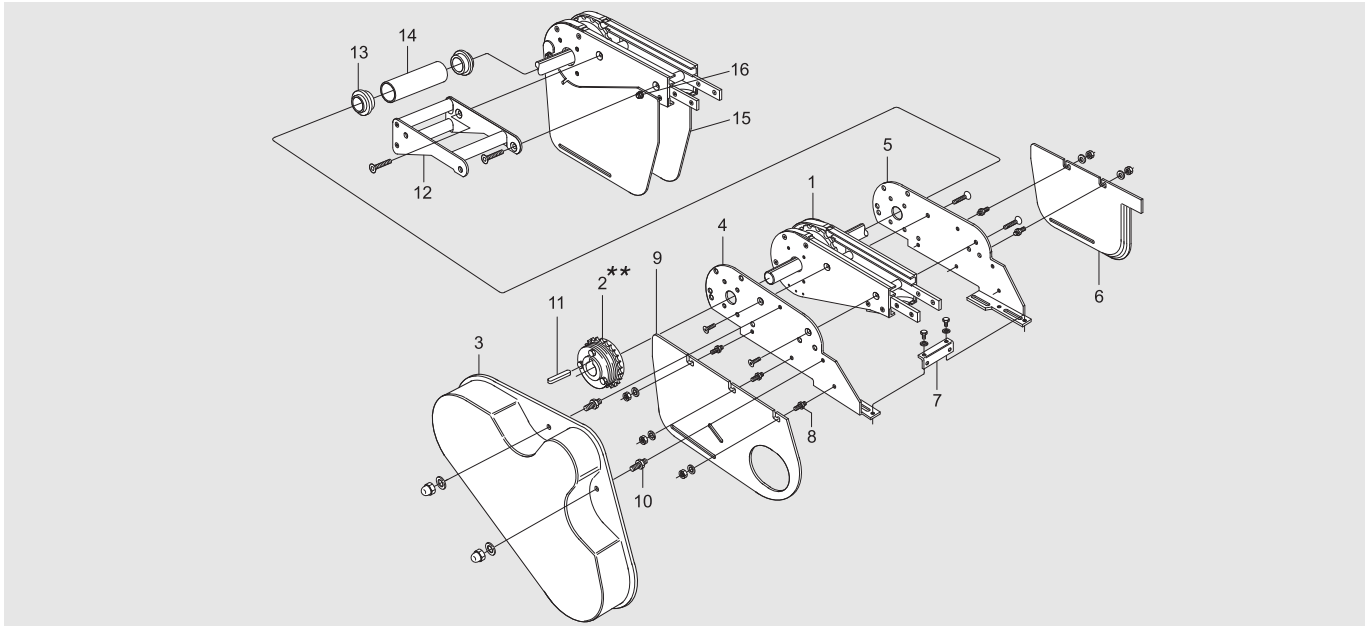
For SEW S37 gear unit



Item	Description	Part No	Qty	Comments	Recommended Spare parts
1	0-unit (left-hand version)	XMEB 0 HLD/HLAD-	1	See next page for details	
	0-unit (right-hand version)	XMEB 0 HRD/HRAD-	1	See next page for details	
2	Sprocket wheel 1/2" including grub screw	See page 2	1		X
3	Adapter plate including bolts and washers	See page 2	1		
	Adapter plate	See page 2	1		
4	Transmission chain 1/2" including connecting link	See page 2	1		X
	Transmission chain 1/2" including connecting link	See page 2	1		X

Double drive unit (c/c 130-350 mm)

0-unit- XMEB 0 HLD/HRD/HLAD/HRAD-**



Item	Description	Part No	Qty	Comments	Recommended Spare parts
1	Basic unit	XMEB 0 HLDU-	1	See Page 18 for details	
	Basic unit	XMEB 0 HRDU-	1	See Page 18 for details	
2	Slip clutch Ø25 mm**	5053981	1	ISO	
	-Slip clutch, Spare parts kit	5056817	1	ISO, incl. cup spring, ball, chain wheel.	X
	Slip clutch Ø25 mm**	5054000	1	ANSI	
	-Slip clutch, Spare parts kit	5056820	1	ANSI, incl. cup spring, ball, chain wheel.	X
3	Transmission cover	3904431	1		
4	Motor bracket	3904632	1		
5	Motor bracket	3904633	1		
6*	Slack protection	(3904665)	3	See kit below	
7	Adjusting block	3926195	1		
8*	Distance screw M6	(3904862)	9	See kit below	
9*	Slack protection	(3904666)	1	See kit below	
10*	Distance screw M8	(3904855)	2	See kit below	
11	Thin parallel key	8x7-25	1	DIN 6885A h9	
12	Fastener yoke	5046959	1		
13	Bushing	5044695	2		
14	Sleeve	5046961	1		
15	Slack protection	3925673	2		
16	Distance screw	3925718	2		
*) 6+9	Slack protection kit	5111566	1	LH+RH	
*) 8	Distance screw kit	5111600	1	Kit contains 10 pcs	
*) 10	Distance screw kit	5111599	1	Kit contains 10 pcs	

** The dash (-) indicates a customer specified c/c distance in the range 130 mm to 350 mm.

Spare parts Intermediate drive unit-XM



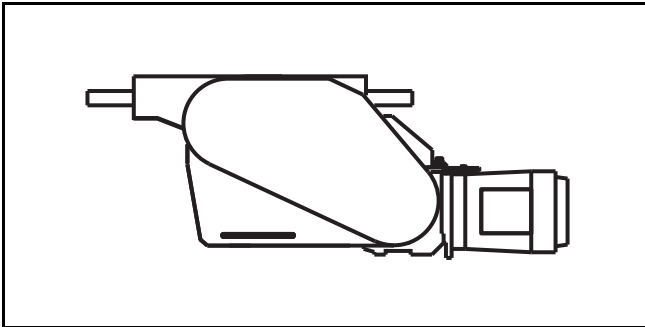
Technical information from FlexLink

XM003-E4

Intermediate drive unit- XM

Revision list

Document designation	Date	Type of revision	Entered by
XM003-E1	98-10-14	New version	Enator
XM003-E2	08-10-06	Spare part kits added	JE
XM003-E3	09-03-19		JE
XM003-E4	10-07-15	Added new column	CB



Complete unit

Gearmotor SEW S37

Adapter plate, transmission chain,
connecting link, sprocket wheel

0-unit

0-unit

Motor support, transmission cover,
slack protection, slip clutch

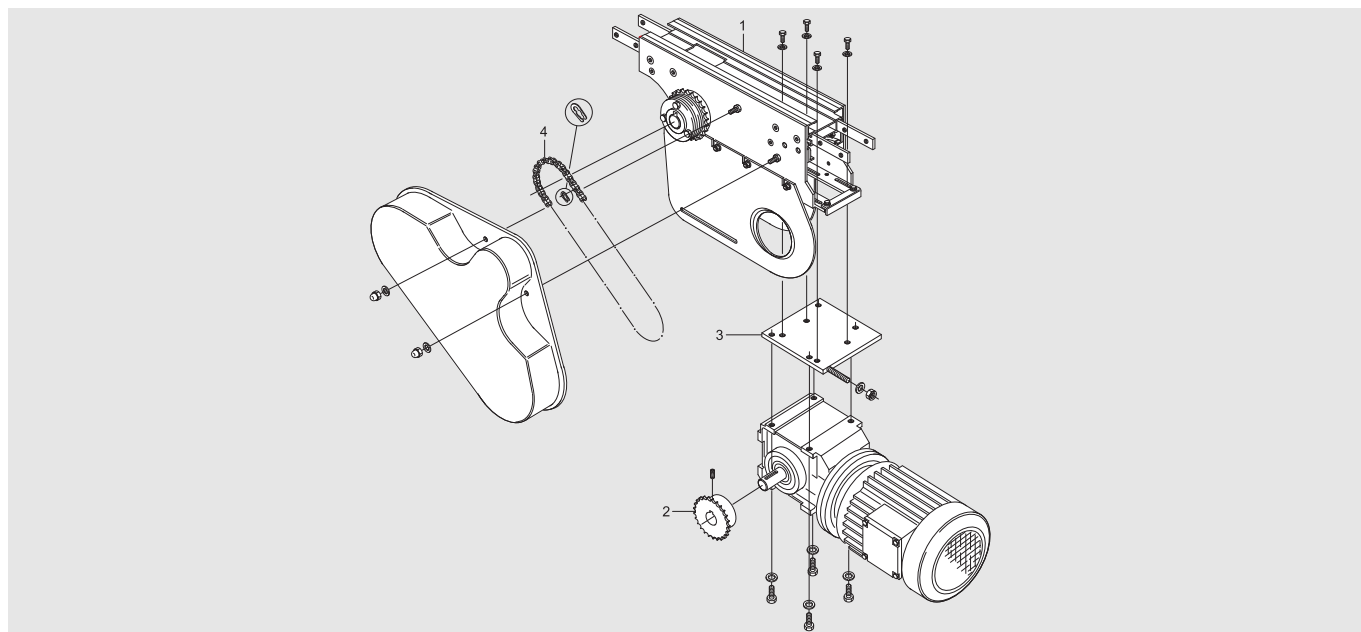
Basic unit

Basic unit

Intermediate drive unit

Complete unit- XMER_HL/HR/HLA/HRA

For SEW S37 gearmotor



Item	Description	Part No	Qty	Comments	Recommended Spare parts
1	0-unit (left-hand version)	XMER 0 HL/HLA	1	See next page for details	
	0-unit (right-hand version)	XMER 0 HR/HRA	1	See next page for details	
	Motor alternative, see Drive unit guide 5014				
2	Sprocket wheel 1/2" including grub screw			See table below	X
3	Adapter plate including bolts and washers	3924407	1	For SEW S37 gearmotor	
	Adapter plate	3924455	1	Blind adapter plate	
4	Transmission chain 1/2" including connecting link	3921638	1	ISO/R- 1967- 08B- 1 (ISO)	X
	Transmission chain 1/2" including connecting link	5044948	1	ISO/R- 1967- 08A- 1 (ANSI)	X

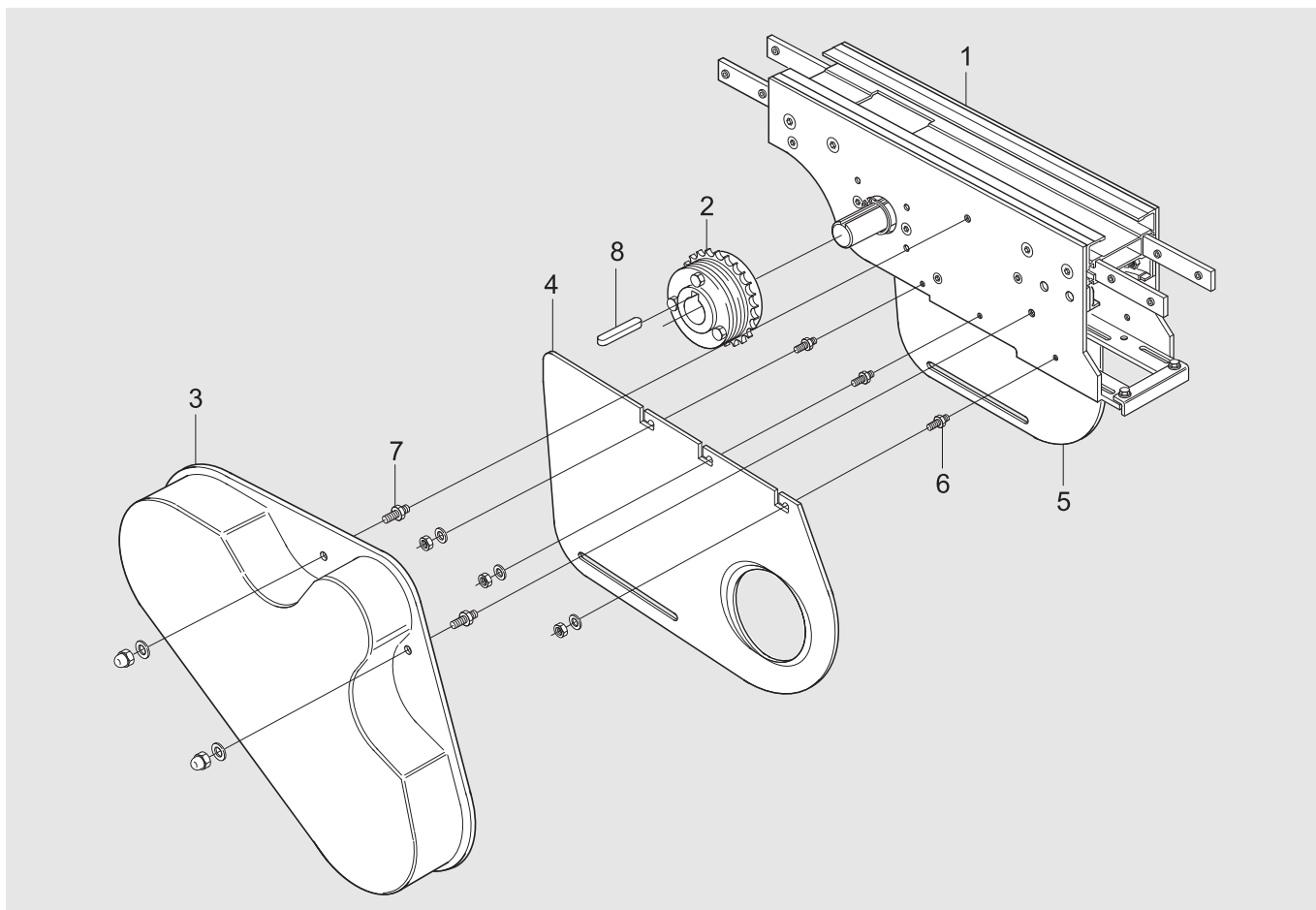
Important

Items 2-4 must be ordered separately when ordering a 0-unit (item 1). The sprocket wheel (item 2) should be specified in accordance with the following table:

Sprocket wheel 1/2"	Part No (SEW)
z ₁ =19	3924438
z ₁ =21	3924439
z ₁ =23	3924440
z ₁ =25	3921258
z ₁ =15 ANSI	5044935
z ₁ =17 ANSI	5044936
z ₁ =19 ANSI	5044937
z ₁ =21 ANSI	5044938
z ₁ =23 ANSI	5044939
z ₁ =25 ANSI	5044940

Intermediate drive unit

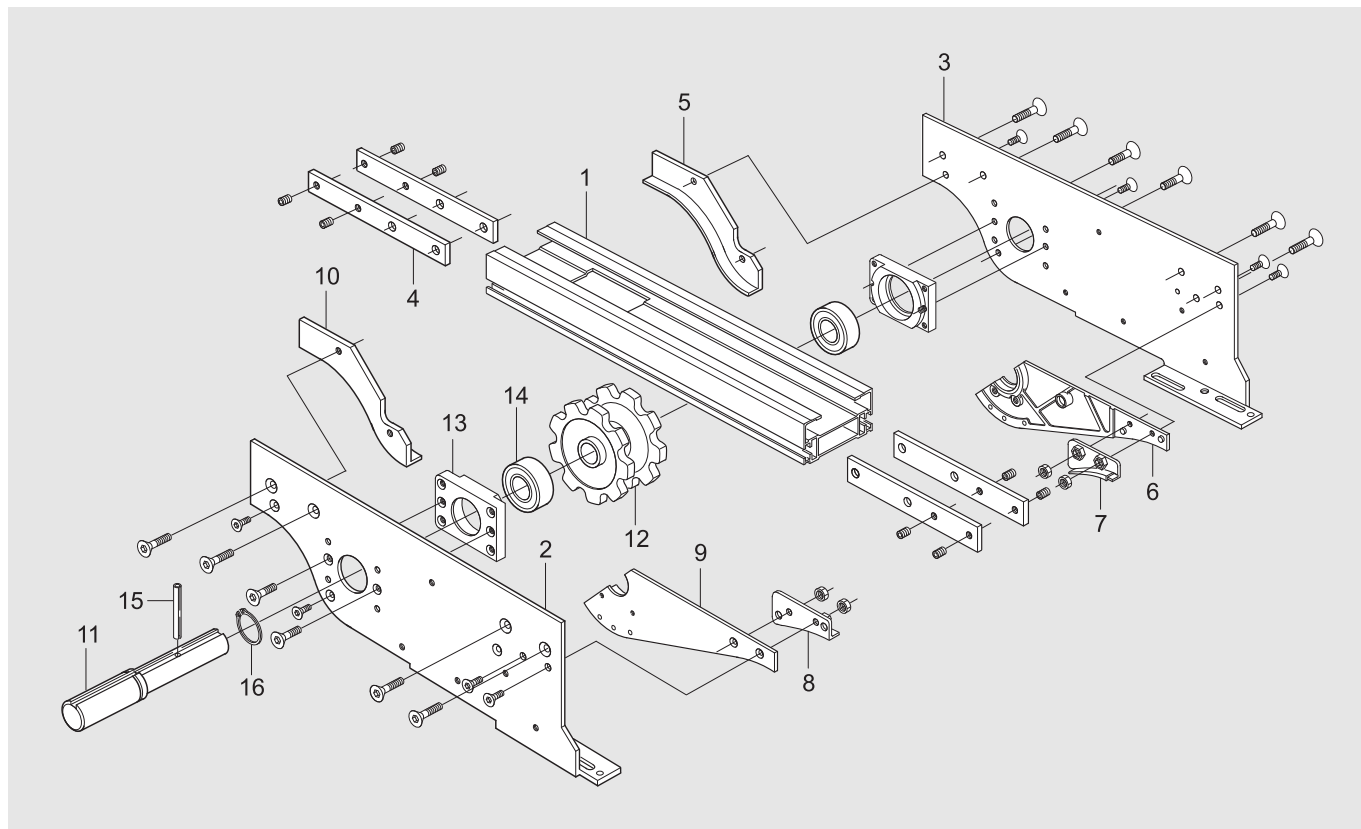
0-unit- XMER 0 HL/HR/HLA/HRA



Item	Description	Part No	Qty	Comments	Recommended Spare parts
1	Basic unit (left-hand version)	XMER 0 HLU	1	See next page for details	
	Basic unit (right-hand version)	XMER 0 HRU	1	See next page for details	
2	Slip clutch Ø25 mm	5053981	1	ISO	
	-Slip clutch, Spare parts kit	5056817	1	ISO, incl. cup spring, ball, chain wheel.	X
	Slip clutch Ø25 mm	5054000	1	ANSI	
	-Slip clutch, Spare parts kit	5056820	1	ANSI, incl. cup spring, ball, chain wheel.	X
3	Transmission cover	3904431	1		
4*	Slack protection	(3904666)	1	See kit below	
5*	Slack protection	(3904665)	1	See kit below	
6*	Screw	(3904862)	5	See kit below	
7*	Screw	(3904855)	2	See kit below	
8	Thin parallel key	8×7–25	1	DIN 6885A h9	
*) 4+ 5	Slack protection kit	5111566	1	LH+RH	
*) 6	Distance screw kit	5111600	1	Kit contains 10 pcs	
*) 7	Distance screw kit	5111599	1	Kit contains 10 pcs	

Intermediate drive unit

Basic unit- XMER 0 HLU/HRU



Item	Description	Part No	Qty	Comments	Recommended Spare parts
1	Beam	3927125	1		
2	Side plate L	3927121	1		
3	Side plate R	3927122	1		
4	Connecting strip	3924975	4		
5*	Steering guide R	(3902901)	1	See kit below	
6	Side plate R	3927126	1		
7*	Guide R	(3904456)	1	See kit below	
8*	Guide L	(3904742)	1	See kit below	
9	Side plate L	3927127	1		
10*	Steering guide L	(3924630)	1	See kit below	
11	Drive shaft	3926782	1		
12*	Drive wheel	(3902811)	1	See kit below	
13	Bearing house	3927119	2		
14	Bearing	6204-RS1/C3	2		
15	Tension pin	FRP 6x55	1		
16	Retaining ring	SgA 25	1		
*) 5+10	Spare parts kit Steering guide	5111612	1	RH+LH	X
*) 7+8	Spare parts kit Guide	5111607	1	RH+LH	X
*) 12	Wheel	5111611	1		X

Spare parts Catenary drive unit - XM

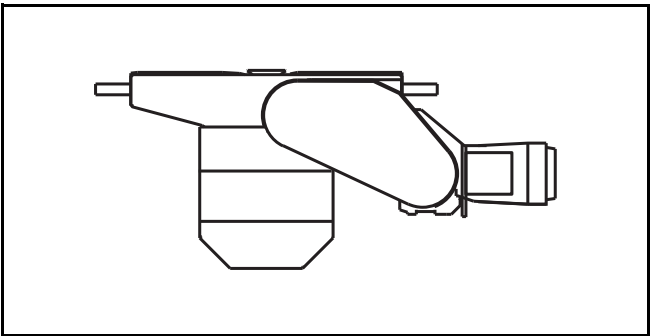
Technical information from FlexLink



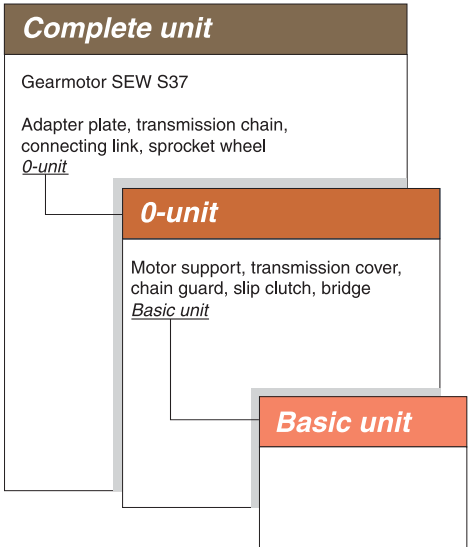
XM004-E4

Catenary drive unit - XM

Revision list



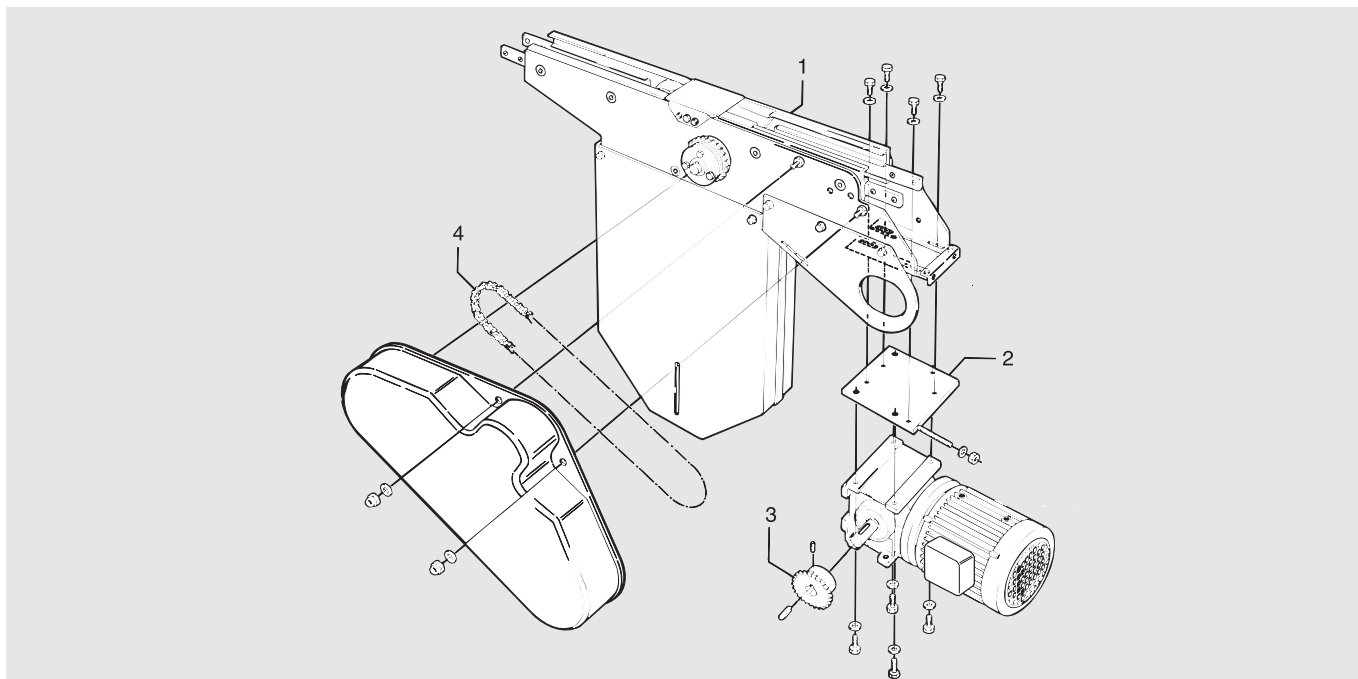
Document designation	Date	Type of revision	Entered by
XM004-E1	98-10-14	New version	Enator
XM004-E2	08-10-17		JE
XM004-E3	09-03-19		JE
XM004-E4	10-07-15	Added new column	CB



Catenary drive unit

Complete unit- XMEC_HL/HR/HLA/HRA

For SEW S37 gearmotor



Item	Description	Part No	Qty	Comments	Recommended Spare parts
1	0-unit (left-hand version)	XMEC 0 HL/HLA	1	See next page for details	
	0-unit (right-hand version)	XMEC 0 HR/HRA	1	See next page for details	
	Motor alternative, see Drive unit guide 5014				
2	Adapter plate including bolts and washers	3924407	1	For SEW S37 gearmotor	
	Adapter plate	3924455	1	Blind adapter plate	
3	Sprocket wheel		1	See table below	X
4	Transmission chain 1/2 including connecting link	3921638	1	ISO/R- 1967- 08B- 1 (ISO)	X
	Transmission chain 1/2" including connecting link	5044948	1	ISO/R- 1967- 08A- 1 (ANSI)	X

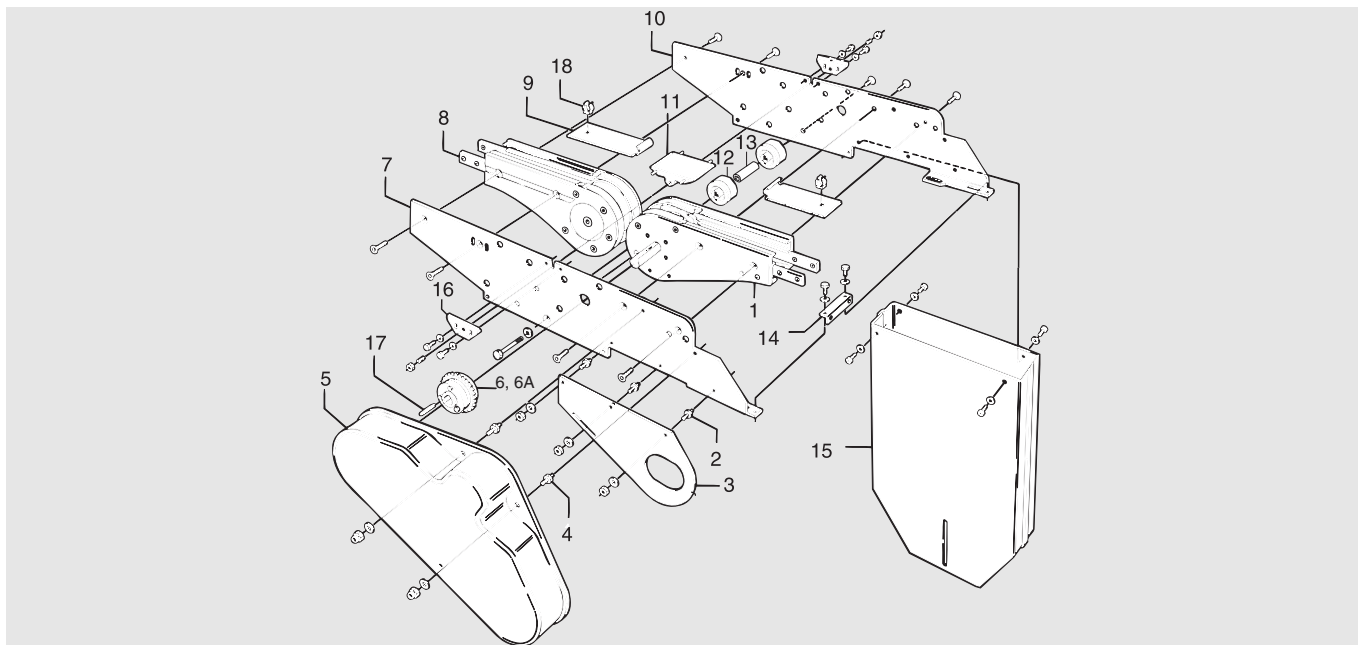
Important

Items 2-4 must be ordered separately when ordering a 0-unit (item 1). The sprocket wheel (item 2) should be specified in accordance with the following table:

Sprocket wheel 1/2"	Part No (SEW)
z ₁ =19	3924438
z ₁ =21	3924439
z ₁ =23	3924440
z ₁ =25	3921258
z ₁ =15 ANSI	5044935
z ₁ =17 ANSI	5044936
z ₁ =19 ANSI	5044937
z ₁ =21 ANSI	5044938
z ₁ =23 ANSI	5044939
z ₁ =25 ANSI	5044940

Catenary drive unit

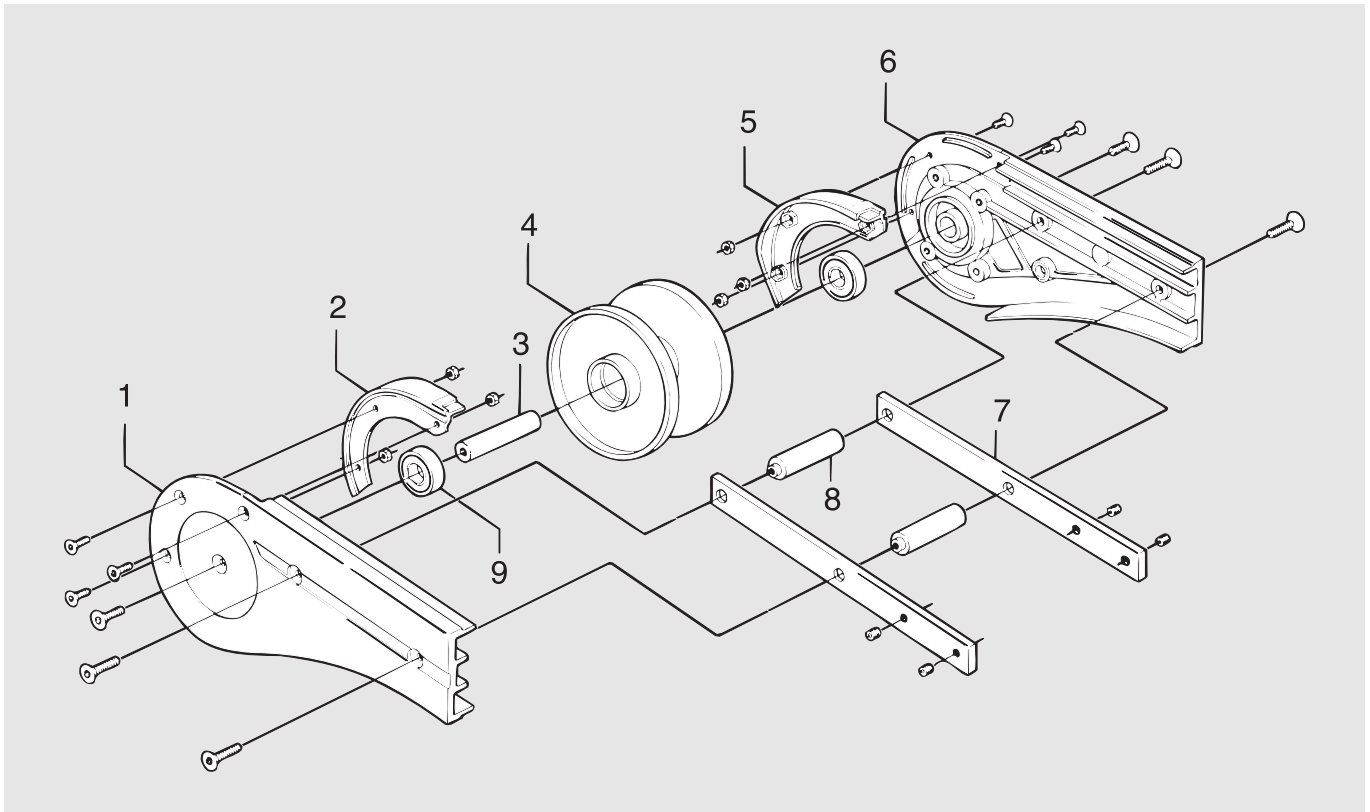
0-unit- XMEC 0 HL/HR/HLA/HRA



Item	Description	Part No	Qty	Comments	Recommended Spare parts
1	Basic unit (left-hand version)	XMEB 0 HLU	1	See Page 29 for details	
	Basic unit (right-hand version)	XMEB 0 HRU	1	See Page 29 for details	
2*	Screw	(3904862)	3	See kit below	
3	Chain guard	3904847	1		
4*	Screw	(3904855)	2	See kit below	
5	Transmission cover	3904431	1		
6	Slip clutch Ø25 mm	5053981	1	ISO	
	-Slip clutch, Spare parts kit	5056817	1	ISO, incl. cup spring, ball, chain wheel.	X
6A	Slip clutch Ø25 mm	5054000	1	ANSI	
	-Slip clutch, Spare parts kit	5056820	1	ANSI, incl. cup spring, ball, chain wheel.	X
7	Motor bracket L	3921461	1		
8	Idler unit	3921478	1	See next page for details	
9	Cover plate	3924661	2		
10	Motor bracket R	3921462	1		
11	Bridge	3924489	1		
12	Support roller	3920087	2		
13	Distance pipe	3920012	1		
14	Adjusting block	3924288	1		
15	Cover	3902913	1		
16	Adjustment plate	3905278	2		
17	Thin parallel key	8x7-25	1	DIN 6885A h9	
18	Tube clamp	14062	2	Handimex	
*) 2	Distance screw kit	5111600	1	Kit contains 10 pcs	
*) 4	Distance screw kit	5111599	1	Kit contains 10 pcs	

Catenary drive unit

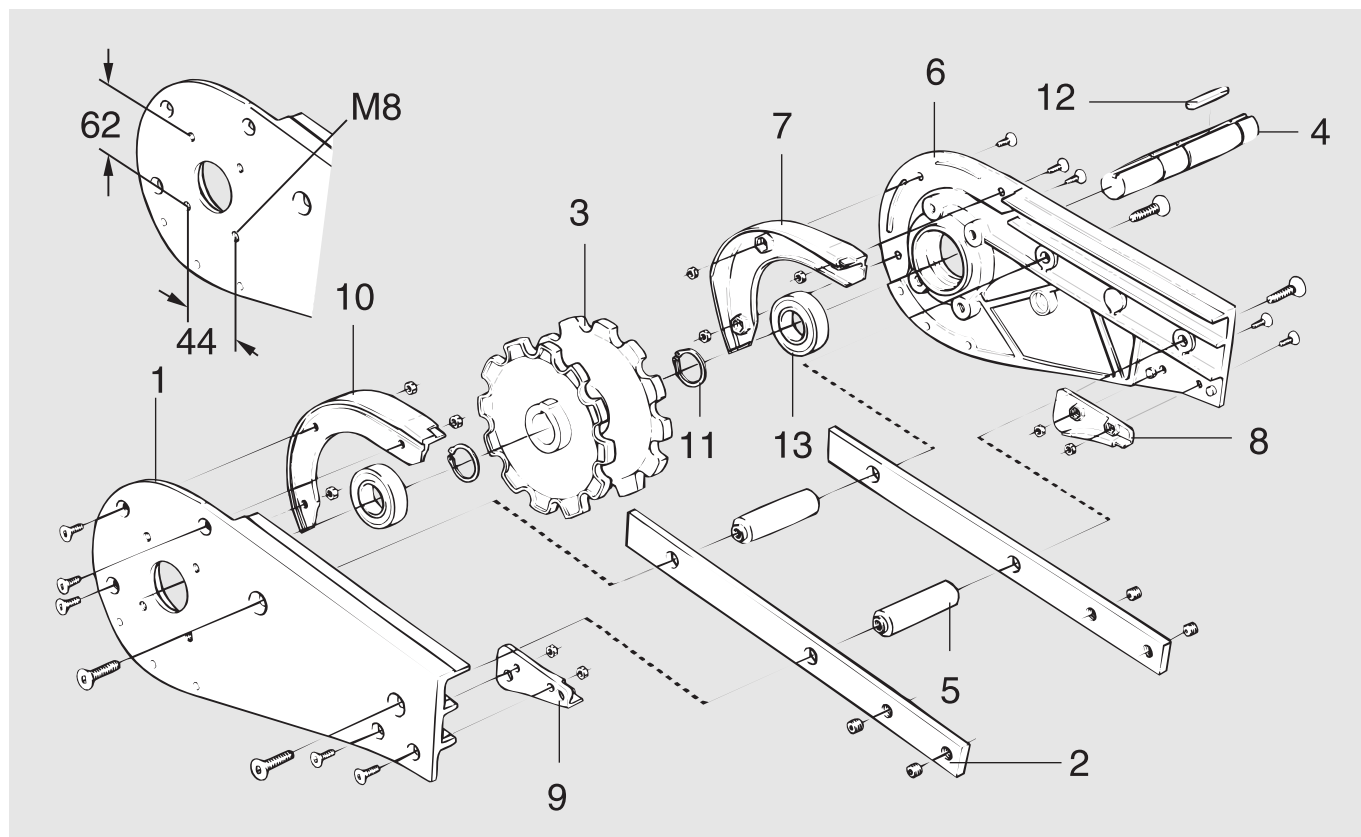
Idler unit- 3921478



Item	Description	Part No	Qty	Comments	Recommended Spare parts
1*	Side plate R	(3924516)	1	See kit below	
2*	Steering guide R	(3921480)	1	See kit below	
3	Shaft	3921074	1		
4*	Wheel	5111553	1	(3924517)	X
5*	Steering guide L	(3921479)	1	See kit below	
6*	Side plate L	(3924515)	1	See kit below	
7	Connecting strip	3921123	2		
8	Spacer	3904440	2		
9	Bearing	6202-2Z	2		
*) 1+6	Side plate kit	5111614	1	RH+LH	
*) 2+5	Spare parts kit Steering guide	5111615	1	RH+LH	X

Catenary drive unit

Basic unit- XMEB 0 HLU/HRU



Item	Description	Part No	Qty	Comments	Recommended Spare parts
1*	Side plate L	(3904741)	1	See kit below	
2	Connecting strip	3921123	2		
3*	Drive wheel	5111617	1	(3904457)	X
4*	Drive shaft	(3904459)	1	See kit below	
5	Spacer	3904440	2		
6*	Side plate R	(3904458)	1	See kit below	
7*	Steering guide R	(3904455)	1	See kit below	
8*	Guide R	(3904456)	1	See kit below	
9*	Guide L	(3904742)	1	See kit below	
10*	Steering guide L	(3904743)	1	See kit below	
11*	Retaining ring	(SgA 25)	3	DIN 471, See kit below	
12*	Thin parallel key	(8x7-40)	1	DIN 6885A h8 See kit below	
13*	Bearing	(1/6205-2RSC3)	2	See kit below	
*) 1+6	Side plate kit	5111586	1		
*) 3+4+11+12+13	Wheel kit	5111177	1		X
*) 7+10	Spare parts kit Steering guide	5111606	1		X
*) 8+9	Spare parts kit Guide kit	5111607	1		X

Spare parts XMEW 180/_ H



Technical information from FlexLink

XM005-E1

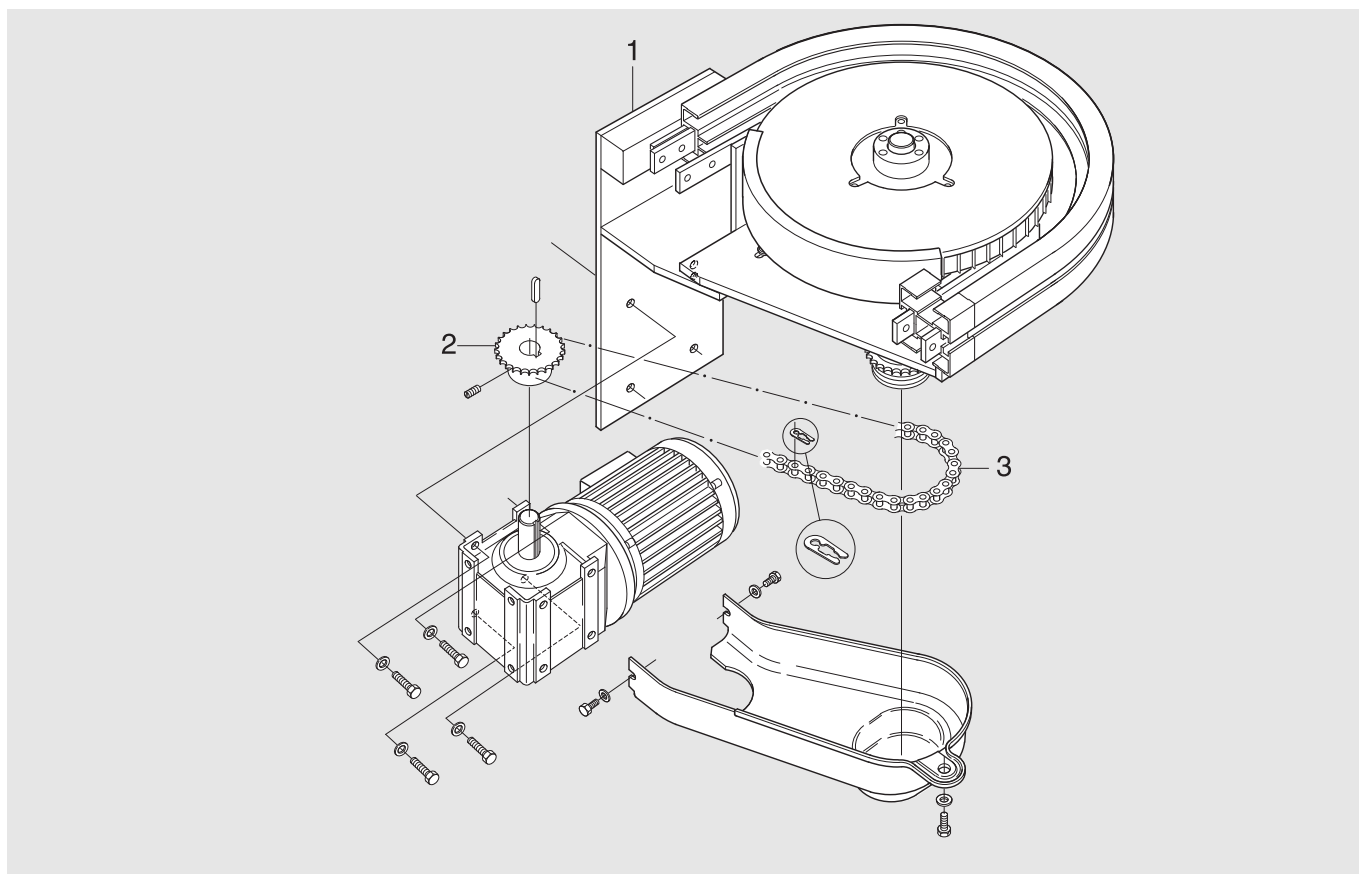
Horizontal bend drive unit XM

Revision list

Document designation	Date	Type of revision	Entered by
XM005-E1	98-10-14	Initial version	BS

Complete unit – XMEW 180/_ H

For SEW S37 gearmotor



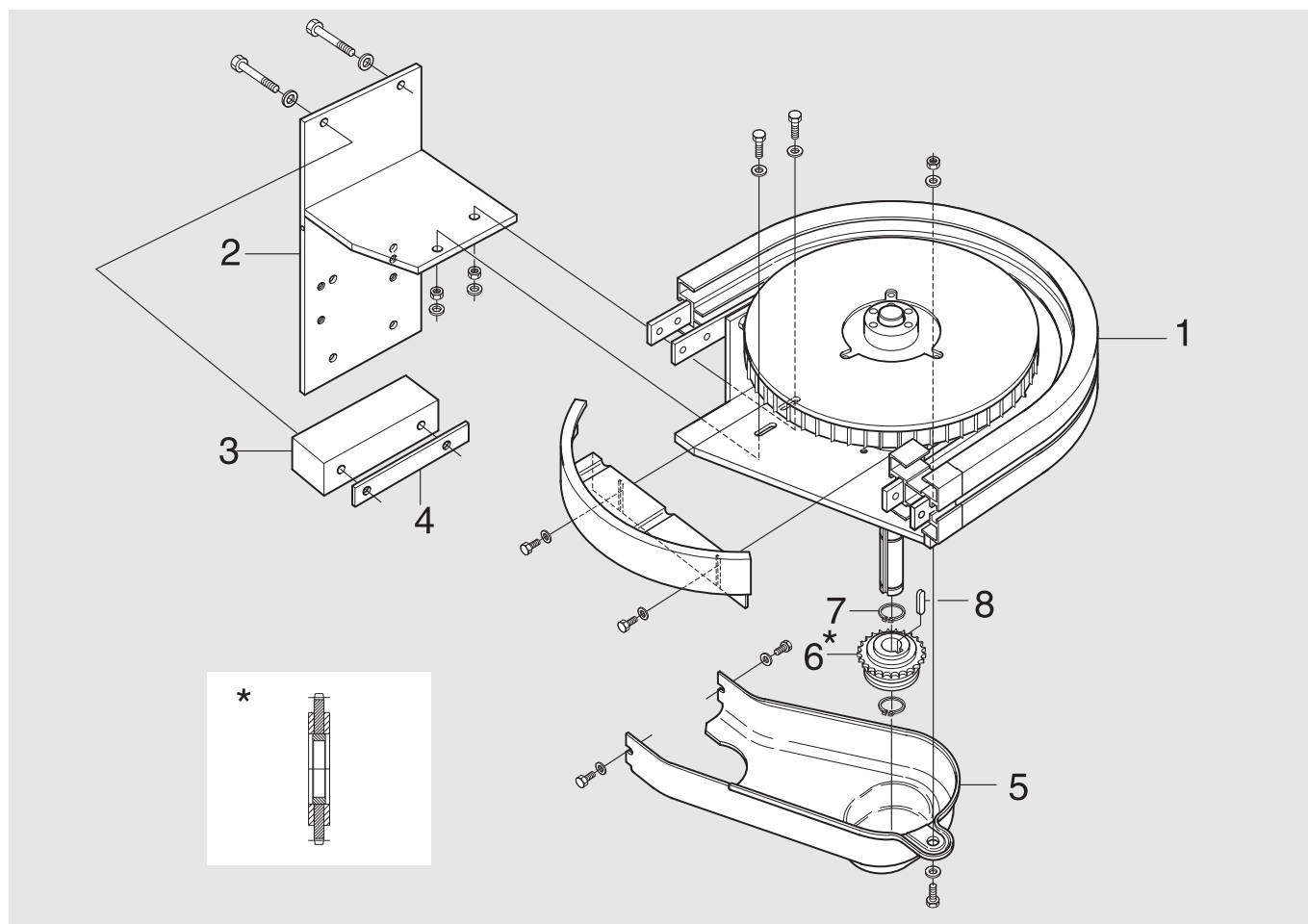
Item	Description	Part No	Qty	Comments	Recommended Spare parts
1	0-unit	XMEW 180/0 H	1	See next page.	
2	Sprocket wheel		1	See table below	X
3	Transmission chain 1/2" including connecting link	3921638	1	ISO/R 606-08B	X

Important

Items 2–3 must be ordered separately when ordering a 0-unit (item 1). The sprocket wheel (item 2) should be specified in accordance with the following table:

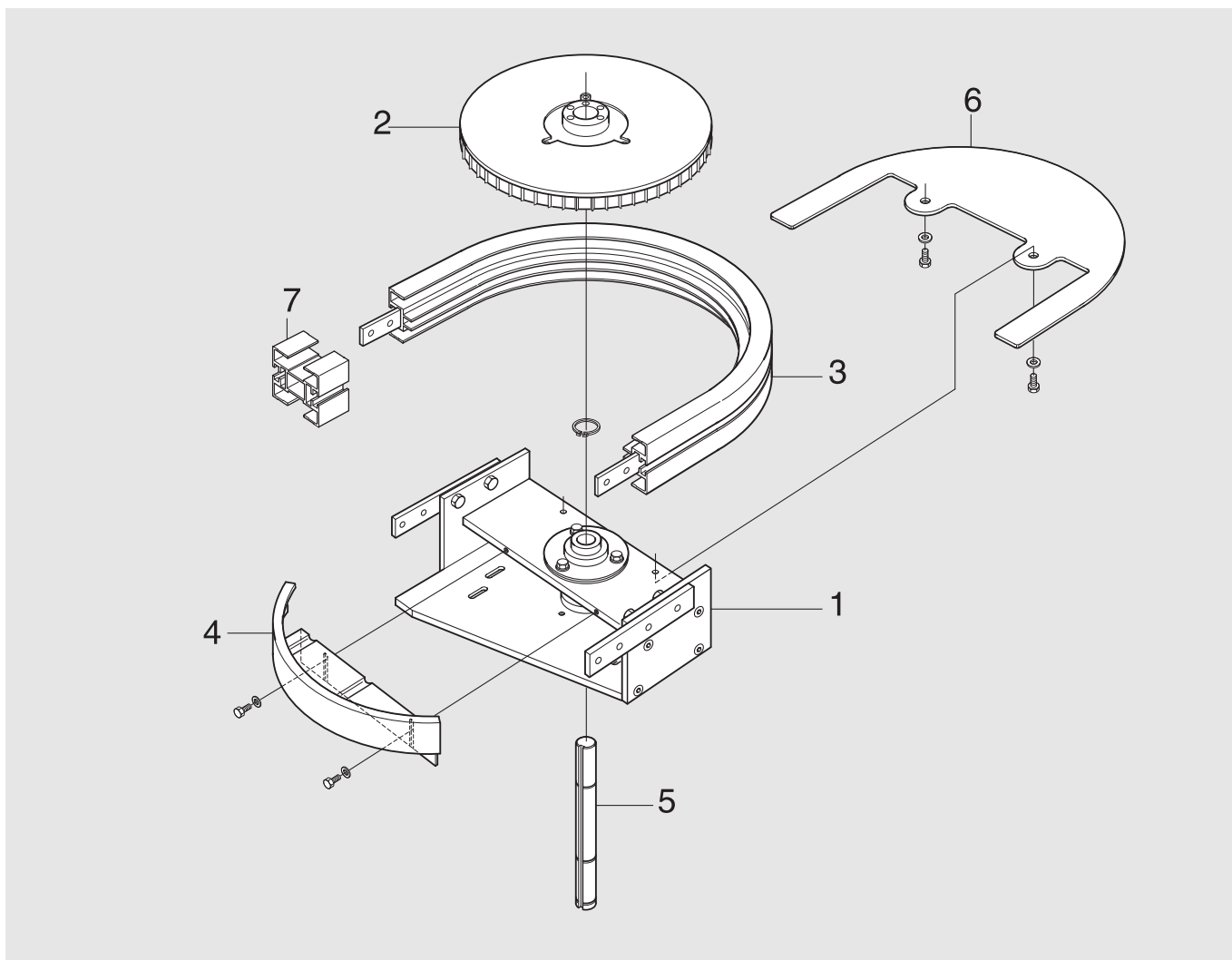
Sprocket wheel	Part No (SEW)
Z1=19	3924438
Z1=21	3924439
Z1=23	3924440
Z1=25	3921258

0-unit – XMEW 180/0 H



Item	Description	Part No	Qty	Comments	Recommended Spare parts
1	Basic unit	XMEW 180/0 HU	1	See next page	
2	Bracket	3926586	1		
3	Spacer	3926758	1		
4	Nut bracket	3903339	1		
5	Transmission cover	3926754	1		
6	Slip clutch	5053981	1	(3904324)	X
7	Retaining ring	SgA 25	2		
8	Thin parallel key	8x7-40	1		

Basic unit - XMEW 180/0 HU

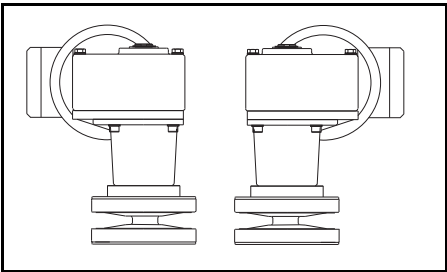


Item	Description	Part no	Qty	Comments	Recommended Spare parts
1	Bracket	3926575	1		
2	Drive wheel	3902723	1		X
3	Outer horizontal bend	XMBE 180R160	1		
4	Protective cover	3926718	1		
5	Shaft	3926450	1		
6	Cover	3927393	1		
7	Transport cover	3926715	2		

Direct drive unit for vertical wedge conveyor – XM

Revision list

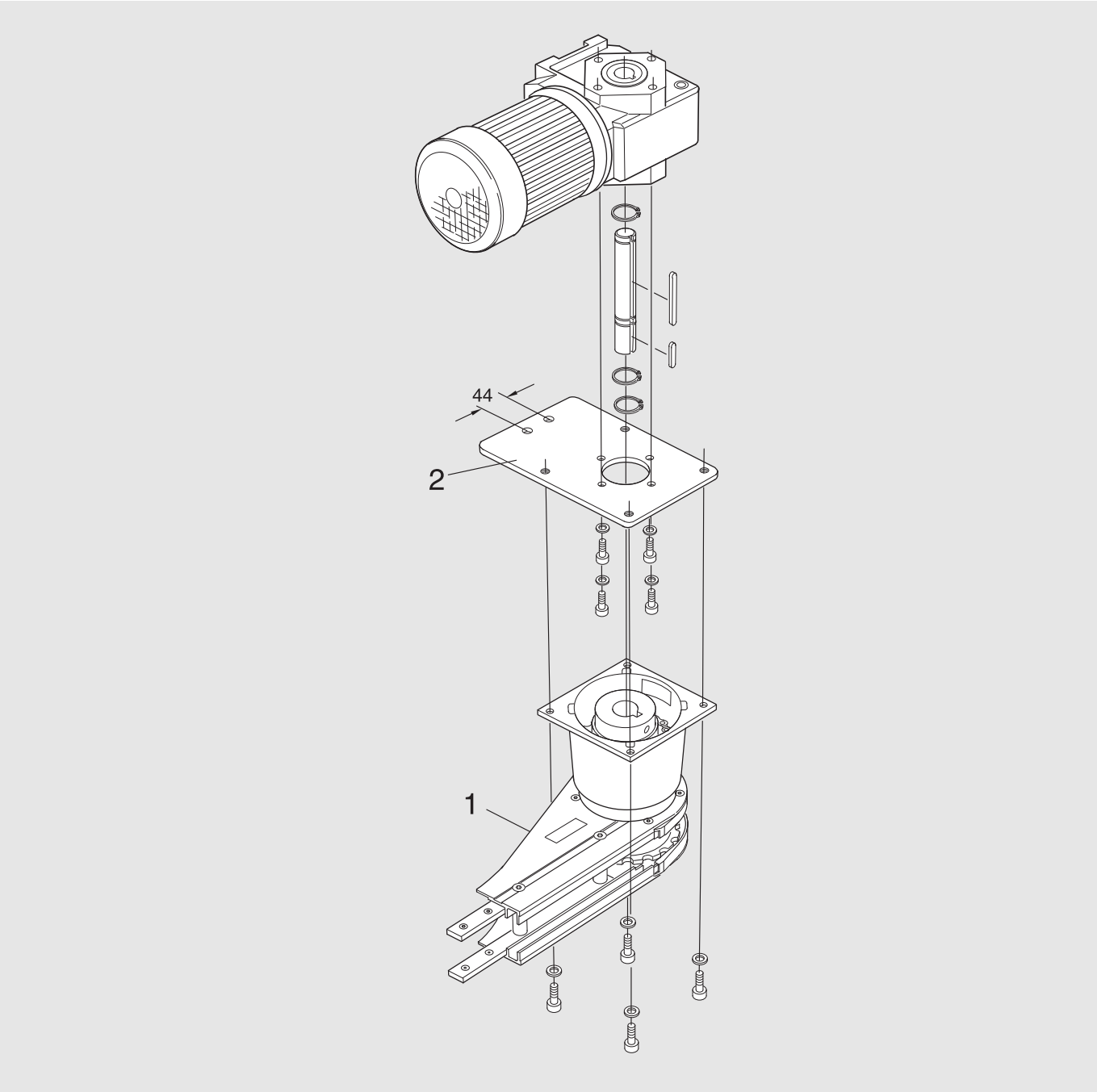
Doc ID	Date	Type of revision	Entered by
XM006E1	98-10-14	New version	Enator Inforum



Direct drive unit for vertical wedge conveyor

Complete unit – XMEB _ HLGP/HRGP

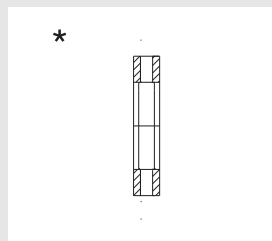
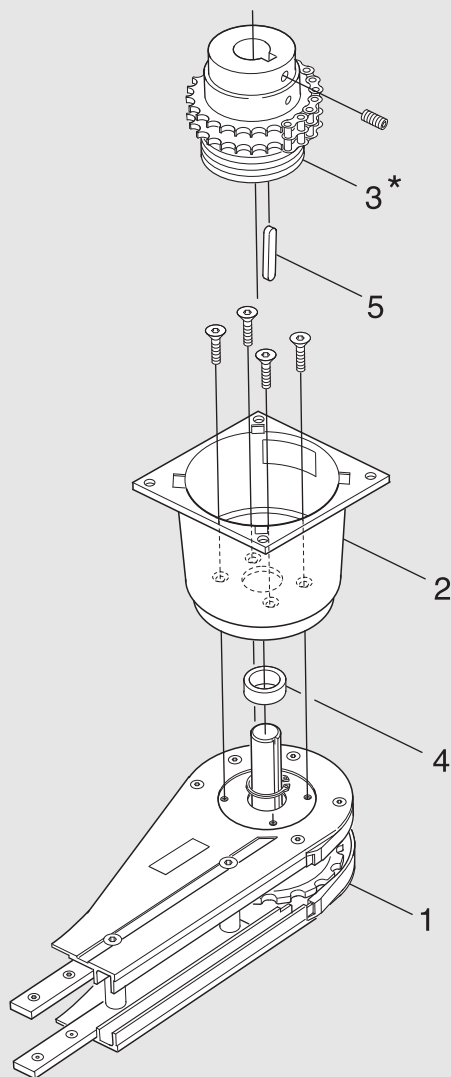
For SEW SA37 gearmotor



Item	Description	Part No	Qty	Comments	Recommended Spare parts
1	0-unit (left-hand version)	XMEB 0 HLGP	1	See next page for details	
	0-unit (right-hand version)	XMEB 0 HRGP	1	See next page for details	
2	Adapter plate including bolts, washers and shaft	5117108	1	SEW SA37 gearmotor. The illustration shows part no 3920088	

Direct drive unit for vertical wedge conveyor

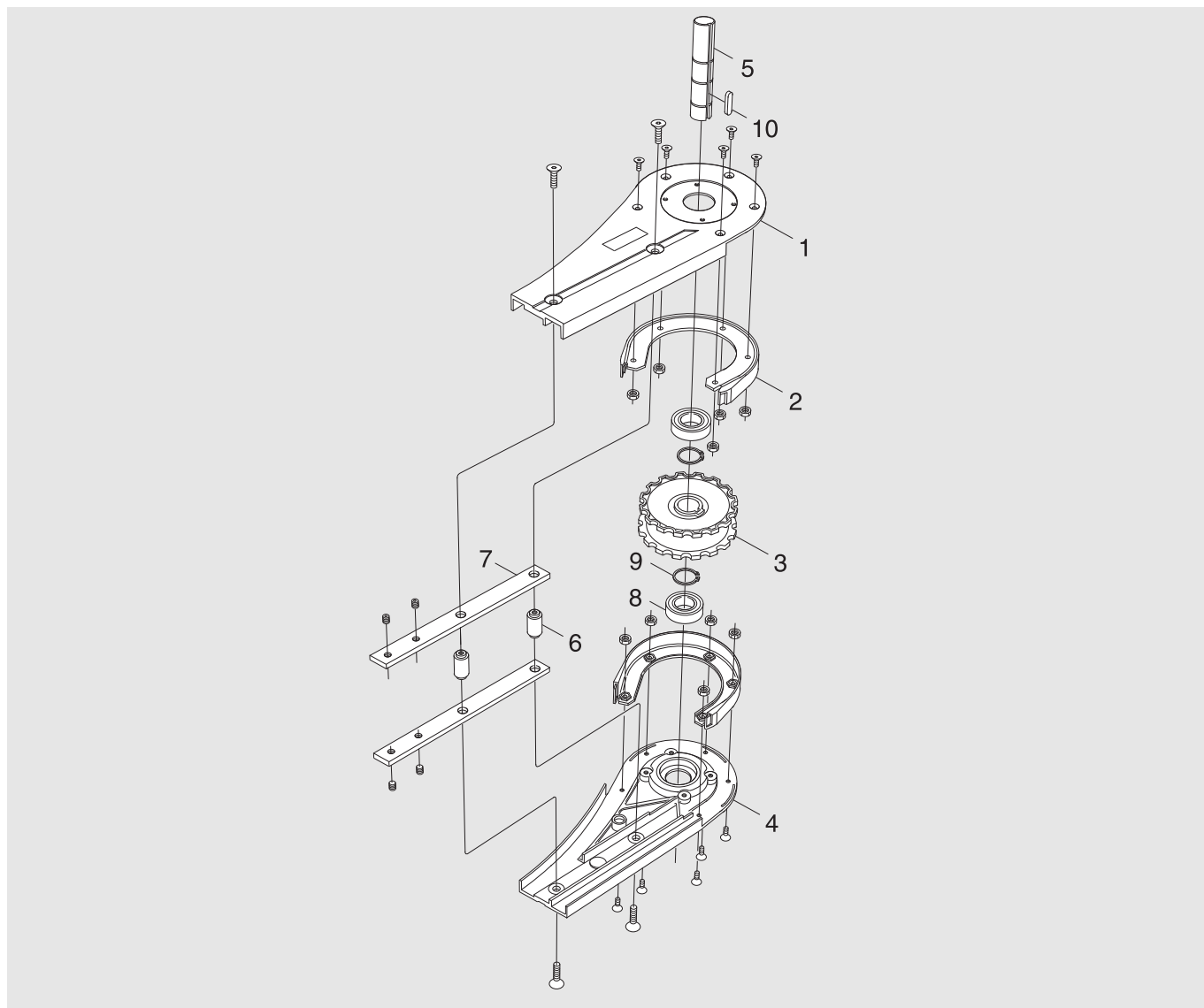
0-unit – XMEB 0 HLGP/HRGP



Item	Description	Part No	Qty	Comments	Recommended Spare parts
1	Basic unit (left-hand version)	XMEB 0 HLGU	1	See next page for details	
	Basic unit (right-hand version)	XMEB 0 HRGU	1	See next page for details	
2	Flange	3920084	1		
3	Slip clutch Ø20–Ø25 mm	3925774	1		X
* Spare part kits for slip clutch with friction discs:					
	Friction discs	5044945			
4	Distance ring	3921652	1		
5	Thin parallel key	8×7–25	1	DIN 6885 A h9	

Direct drive unit for vertical wedge conveyor

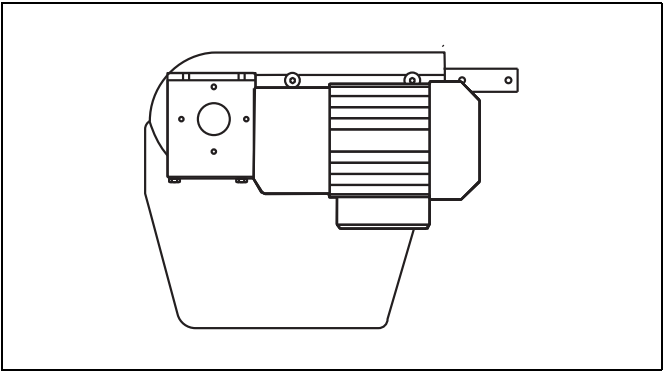
Basic unit – XMEB 0 HLGU/HRGU



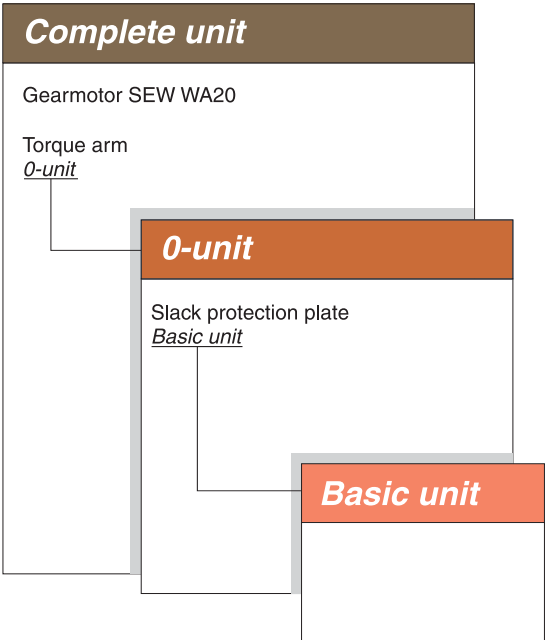
Item	Description	Part No	Qty	Comments	Recommended Spare parts
1	Side plate L	3921675	1		
2	Spare parts kit Steering guide	5111610	2	(3924519)	X
3	Drive wheel	3904457	1		X
4	Side plate	3921674	1		
5	Drive shaft	3904459	1		
6	Distance	3904440	2		
7	Connecting strip	3921123	2		
8	Bearing	6205-2RS2/C3	2		
9	Retaining ring	SgA 25	3	DIN 471	
10	Thin parallel key	8x7-40	1	DIN 6885 A h9	

Direct drive unit for light loads - XM

Revision list



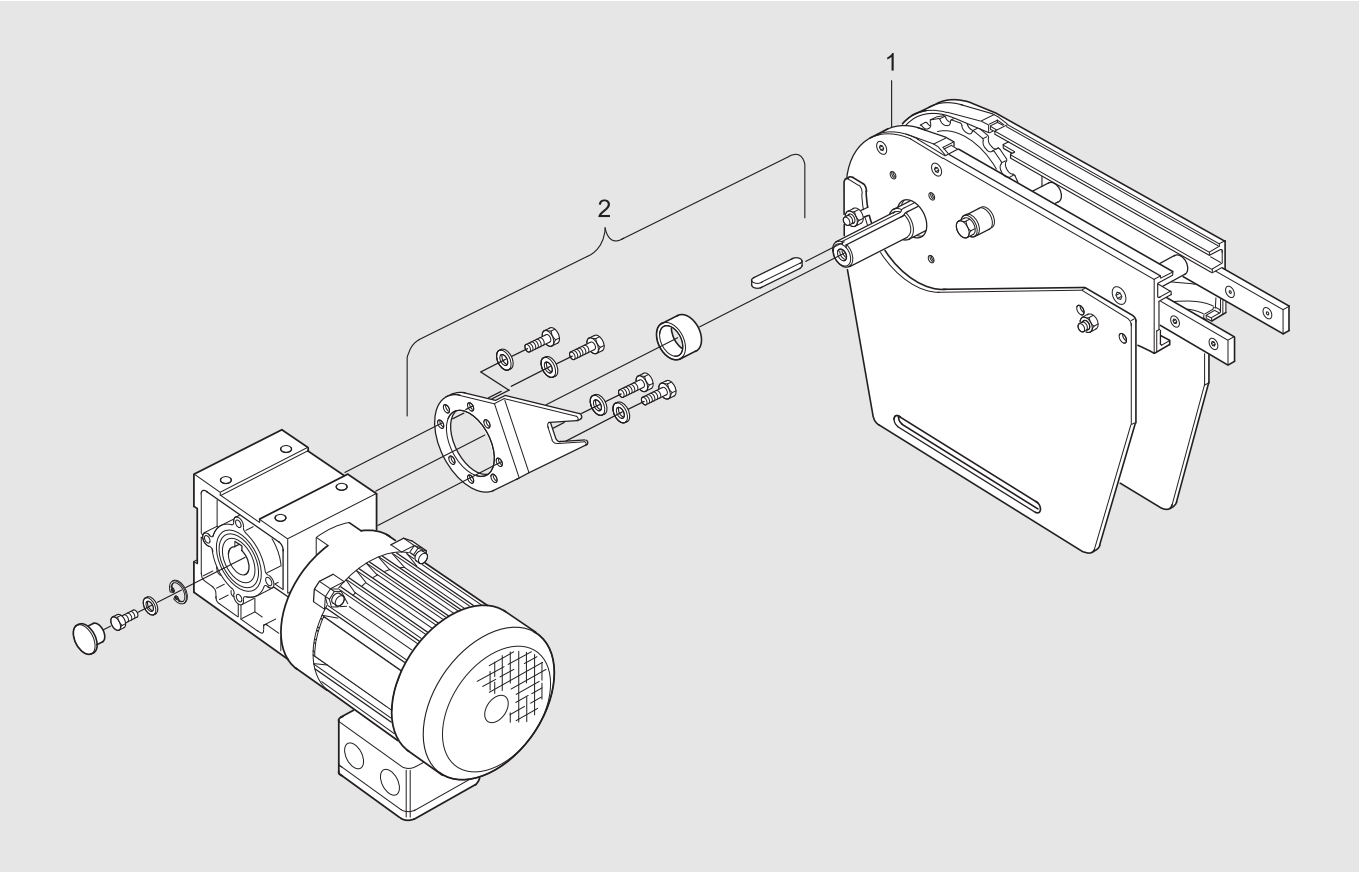
Document designation	Date	Type of revision	Entered by
XM007-E1	98-10-14	Initial version	
XM007-E2	08-10-07	Spare part kits added	JE
XM007-E3	09-03-19		JE
XM007-E4	10-07-15	Added new column	CB



Direct drive unit for light loads

Complete unit- XMEB_HNLP/HNRP

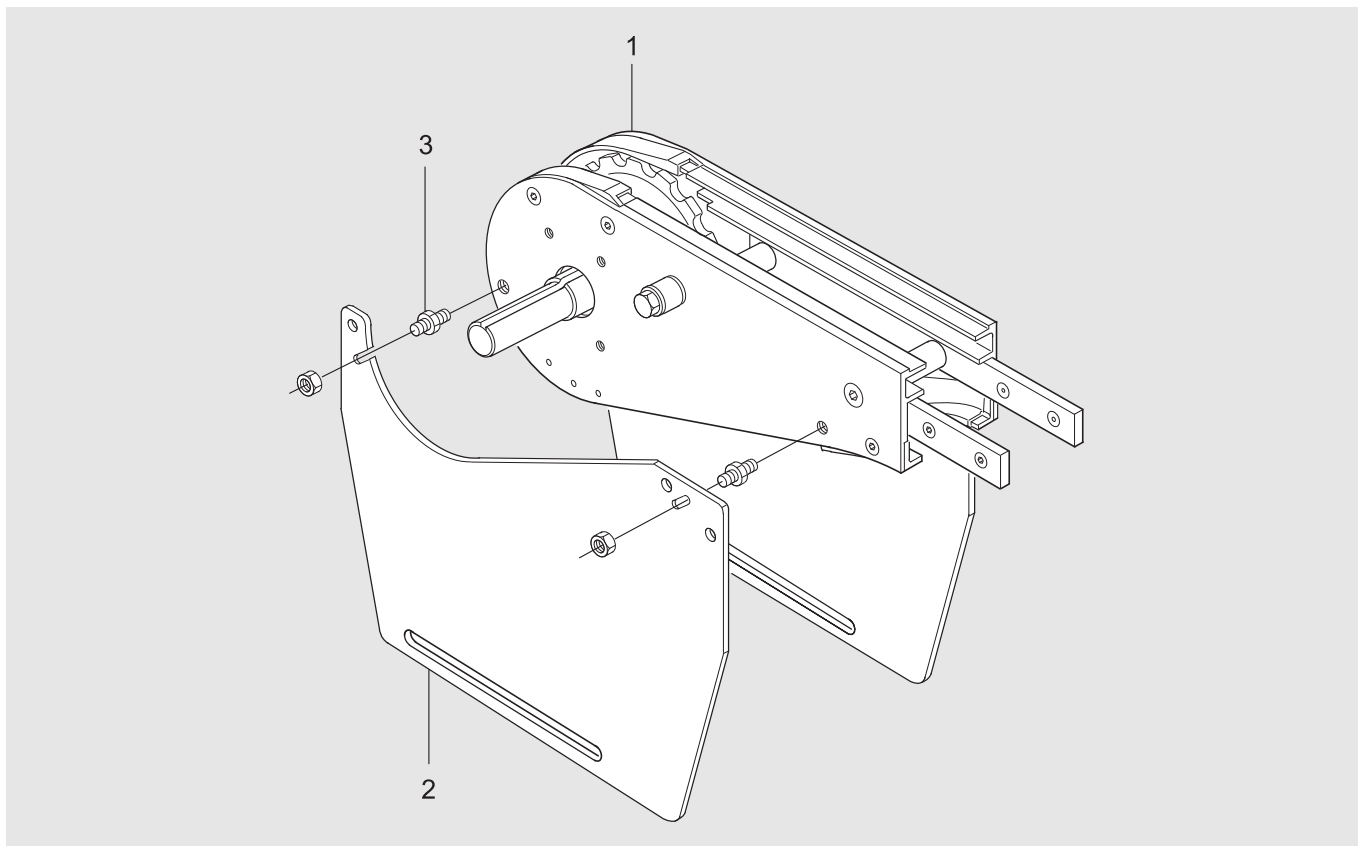
For SEW SA37 gearmotor



Item	Description	Part No	Qty	Comments	Recommended Spare parts
1	0-unit (left-hand version)	XMEB 0 HNLP	1	See next page for details	
	0-unit (right-hand version)	XMEB 0 HNRP	1	See next page for details	
	Motor alternative, see Drive unit guide 5014				
2	Torque arm	5043995	1		

Direct drive unit for light loads

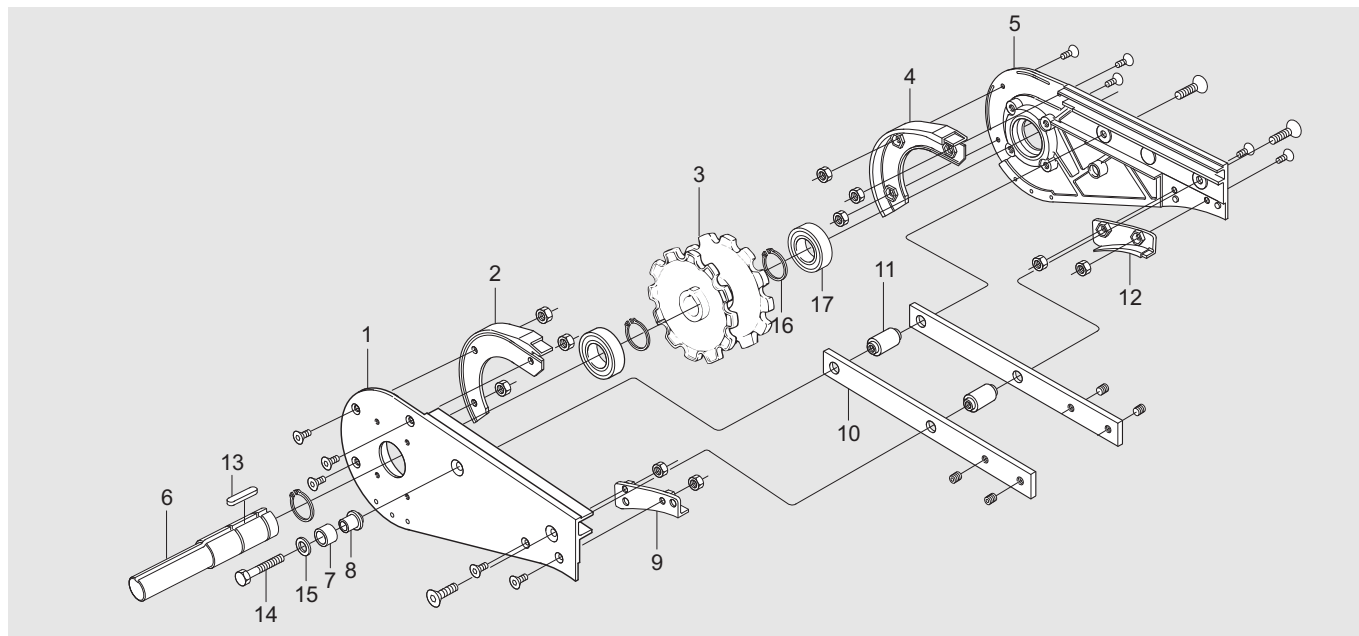
0- unit- XMEB 0 HNLP/HNRP



Item	Description	Part No	Qty	Comments	Recommended Spare parts
1	Basic unit (left-hand version)	XMEB 0 HNLP	1	See next page for details	
	Basic unit (right-hand version)	XMEB 0 HNRPU	1	See next page for details	
2*	Slack protection	(3925673)	2	See kit below	
3*	Screw	(3925718)	4	See kit below	
*) 2	Slack protection kit	5111581	1	LH+RH	
*) 3	Distance screw kit	5111598	1	Kit contains 10 pcs	

Direct drive unit for light loads

Basic unit- XMEB 0 HNLPU/HNRPU

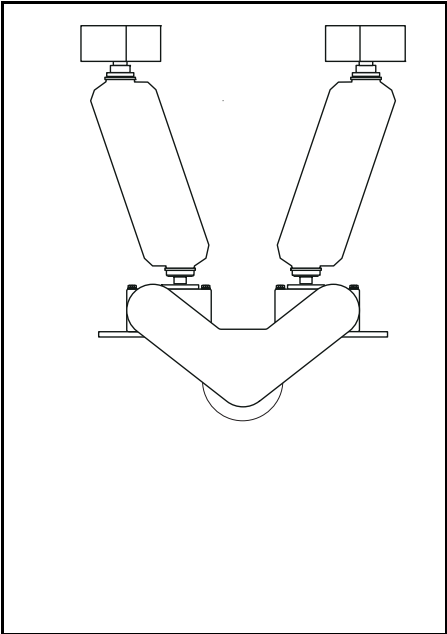


Item	Description	Part No	Qty	Comments	Recommended Spare parts
1*	Side plate L	(3904741)	1	See kit below	
2*	Steering guide L	(3904743)	1	See kit below	
3*	Drive wheel	5111617	1	(3904457)	X
4*	Steering guide R	(3904455)	1	See kit below	
5*	Side plate R	(3904458)	1	See kit below	
6*	Drive shaft	(5043970)	1	See kit below	
7*	Plastic bushing	(5043874)	1	See kit below	
8*	Sleeve	(5043873)	1	See kit below	
9*	Guide L	(3904742)	1	See kit below	
10	Connecting strip	3921123	2		
11	Spacer	3904440	2		
12*	Guide R	(3904456)	1	See kit below	
13*	Thin parallel key	(8x7-40)	1	DIN 6885A h9, See kit below	
14*	Screw	(MF6S 8x45)	1	6H 8,8 FZB	
15*	Washer	(BRB 8,4x20x2)	1	FZB	
16*	Retaining ring	(SgA 25)	2	DIN 471, See kit below	
17*	Bearing	(6205-2RS1/C3)	2	See kit below	
*) 1+5	Side plate kit	5111586	1		
*) 2+4	Spare parts kit Steering guide	5111606	1		X
*) 3+6+13+16+17	Wheel kit	5111616	1		X
*) 7+8+14+15	Absorber kit	5111548	1		
*) 9+12	Spare parts kit Guide	5111607	1		X

Synchronous drive unit for vertical wedge conveyor – XM

Revision list

Doc ID	Date	Type of revision	Entered by
XM008-E1	98-10-14	New version	Enator Inforum



Complete unit

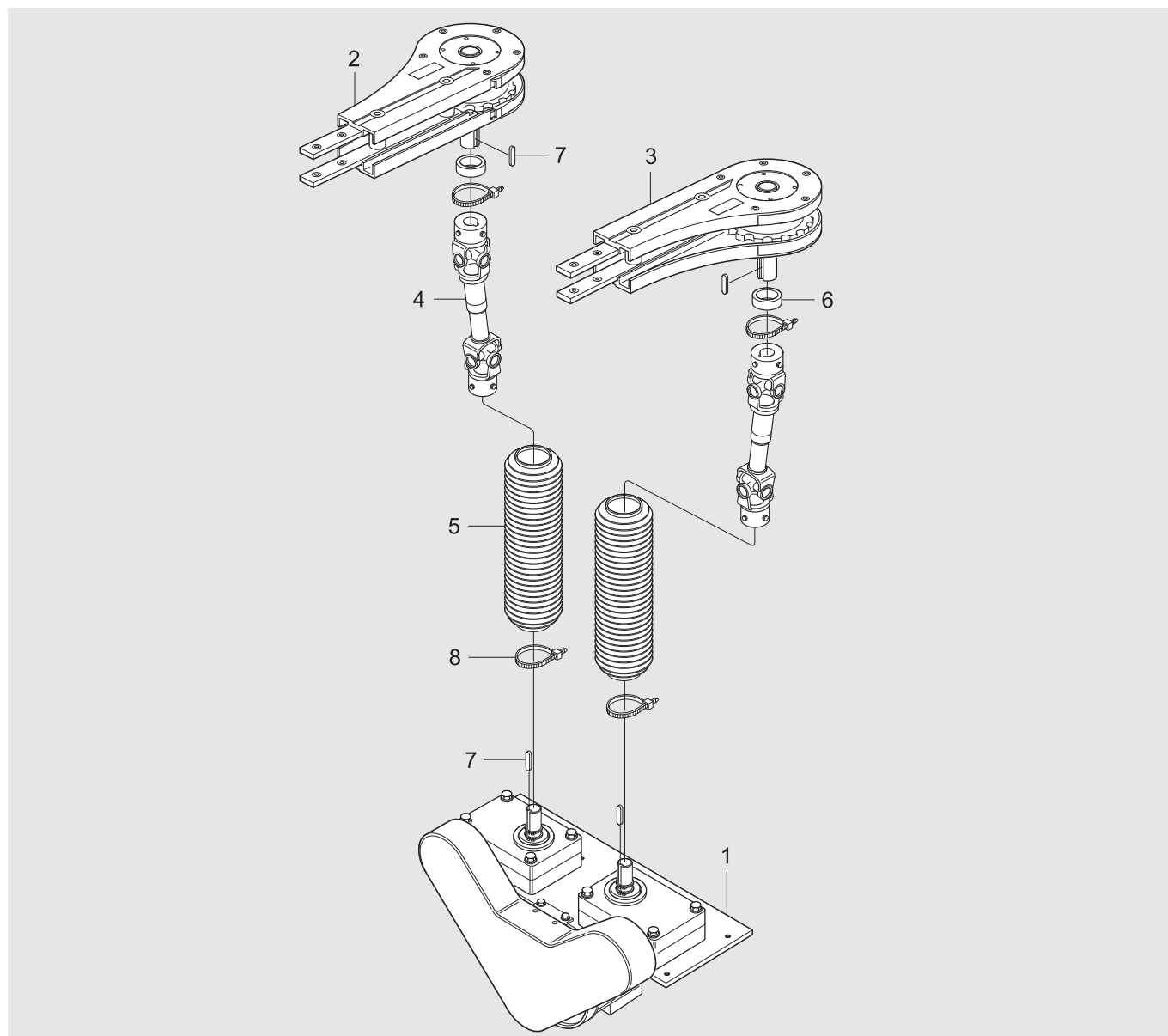
ABB motor

2 basic units, 2 cardan shafts,
2 protecting bellows, synchronous unit,
spaces, wedges, stripes

Synchronous drive unit for vertical wedge conveyor

Complete unit – XMED _ H

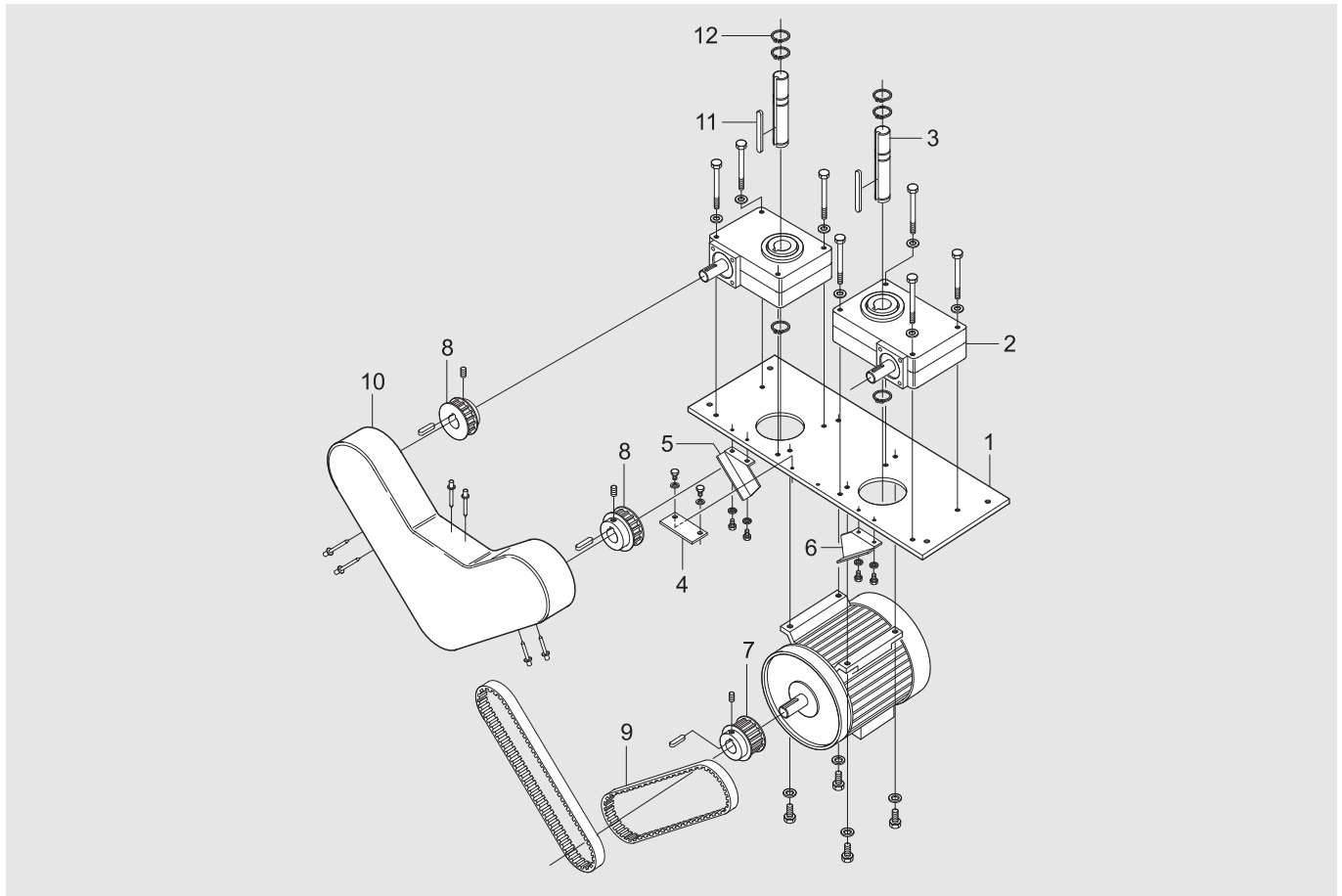
For Benzler BS 50 gear box



Item	Description	Part No	Qty	Comments	Recommended Spare parts
1	Synchronous unit		1	See next page for details	
2	Basic unit (right-hand transmission version)	XMEB 0 HRGU	1	See Page 38 for details	
3	Basic unit (left-hand transmission version)	XMEB 0 HLGU	1	See Page 38 for details	
4	Cardan shaft	3926664	2	Including set screws	
5	Protecting bellows	3926663	2		
6	Spacer	3921652	2		
7	Thin parallel key	8x7x40	4	DIN 6885A h9	
8	Stripes		4	280x4,5 mm, black	

Synchronous drive unit for vertical wedge conveyor

Synchronous unit



Item	Description	Part No	Qty	Comments	Recommended Spare parts
1	Adapter plate	3904045	1		
2	Gear box	BS 50	2	Benzler BS 50, 1*	
3	Shaft	3926513	2	Ø25 mm	
4	Bracket	3904041	1		
5	Bracket	3904042	1		
6	Bracket	3904043	1		
7	Sprocket wheel Z1	3904040	1	(20 teeth)	X
		3927321	1	(18 teeth)	X
8	Sprocket wheel Z2	3904039	2	(20 teeth)	X
		3927320	2	(18 teeth)	X
9	Cog belt	240 L-050	2		X
10	Transmission cover	3904044	1		
11	Thin parallel key	8×7–80	2	DIN 6885A h9	
12	Groove ring	SgA 25	6		

1* = BS 50 B, C, D, F, G or H. See speed table in Drive unit guide for the correct gear box.

Spare parts XMEB # CNLP/CNRP



Technical information from FlexLink

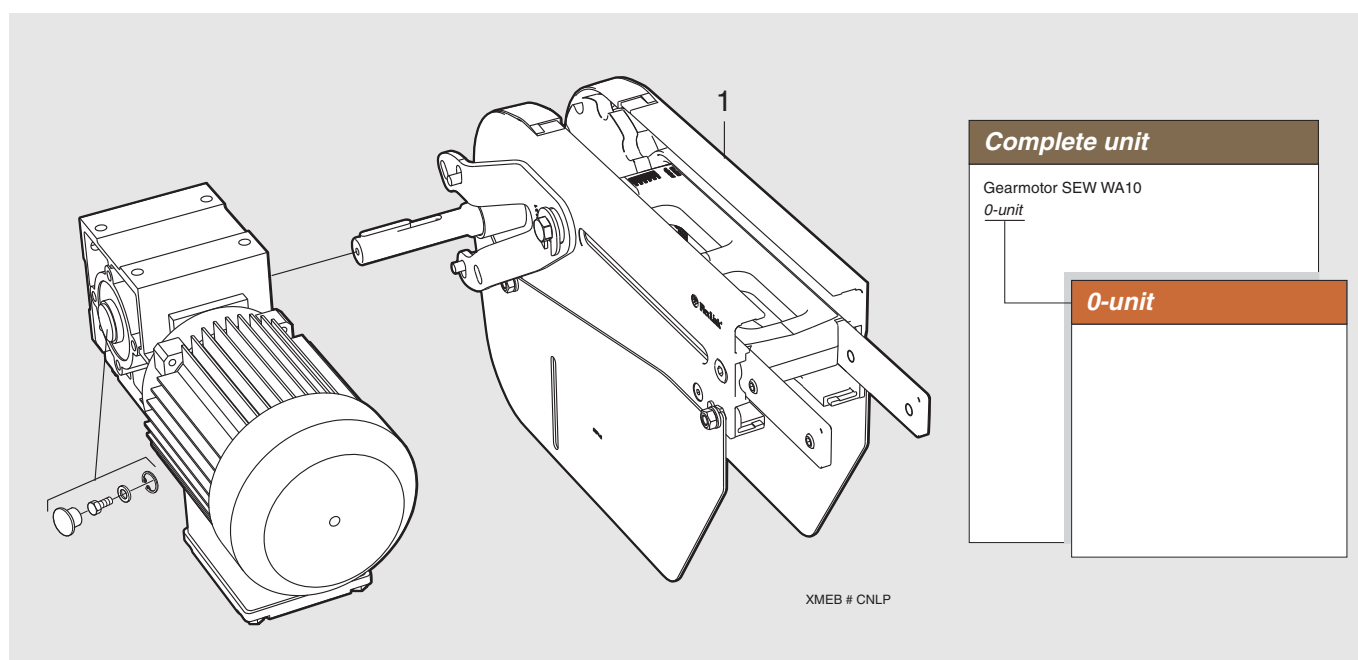
5351EN-4

End drive unit XM Type C, direct drive without slip clutch

Revision list

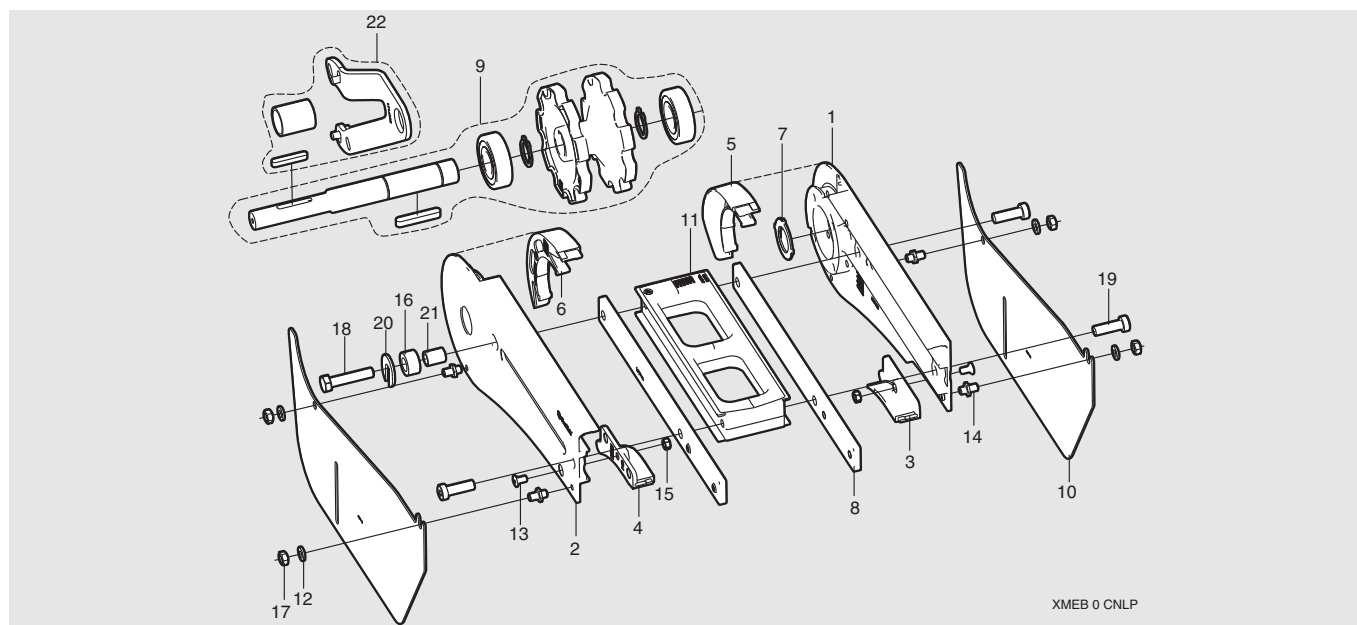
Document designation	Date	Type of revision	Entered by
5351EN-1	06-06-30	Initial version	
5351EN-2	08-10-07	Spare parts kit	JE
5351EN-3	09-03-19	Spare parts kit	JE
5351EN-4	10-08-30	Added new column	CB

Complete unit XMEB # CNLP/CNRP



Item	Description	Part No	Qty	Comments	Recommended Spare parts
1	0-unit (left-hand version)	XMEB 0 CNLP	1	See next page for details	
	0-unit (right-hand version)	XMEB 0 CNRP	1	See next page for details	

0-unit XMEB 0 CNLP/CNRP



Item	Description	Part No	Qty	Comments	Recommended Spare parts
1 *	Side plate, R	(5057108)	1	See kit below	
2*	Side plate, L	(5057107)	1	See kit below	
3*	Guide, R	(5057113)	1	See kit below	
4*	Guide, L	(5057112)	1	See kit below	
5*	Steering guide, R	(5057111)	1	See kit below	
6*	Steering guide, L	(5057110)	1	See kit below	
7*	Cover	(5057133)	1	See kit below	
8	Connecting strip	5057114	2		
9	Spare parts kit XM WA10 drive	5057898	1	Shaft, sprocket wheel, bearings, retaining rings, wedge	X
10 *	Slack protection	(5057142)	2	See kit below	
11	Frame	5057130	1		
12	Washer	BRB 6.4X12X1,6 FZB	4		
13	Screw	MF6S M5X10 10,9 FZB	2		
14 *	Distance screw M6	(5058111)	4	See kit below	
15	Nut	M6M M5-8 FZB	2		
16 *	Torque absorber	(5043874)	1	See kit below	
17	Nut	M6M M6 6,8 fzb	4		
18 *	Screw	(5046641)	1	See kit below	
19	Screw	MLC6S M8X25 10,9 FZB	3		
20 *	Washer for torque arm	(5056635)	1	See kit below	
21 *	Spacer	(5057483)	1	See kit below	
22	Torque arm kit	5058052	1	Torque arm, sleeve, screws, washers, wedge	
*) 1+2+7	Side plate kit	5111562	1	LH+RH, covers, Including screws and nuts	
*) 3+4	Spare parts kit, guides	5057890	1	Guides LH+RH, , screws and nuts	X
*) 5+6	Spare parts kit, steering guides	5057888	1	Steering guides LH+RH, screws and nuts	X
*) 10	Slack protection kit	5111561	1	LH+RH	
*) 14	Distance screw kit	5111597	1	Kit contains 10 pcs	
*) 16+18+20+21	Absorber kit	5111563	1		

Spare parts XMEB # MNLP/MNRP



Technical information from FlexLink

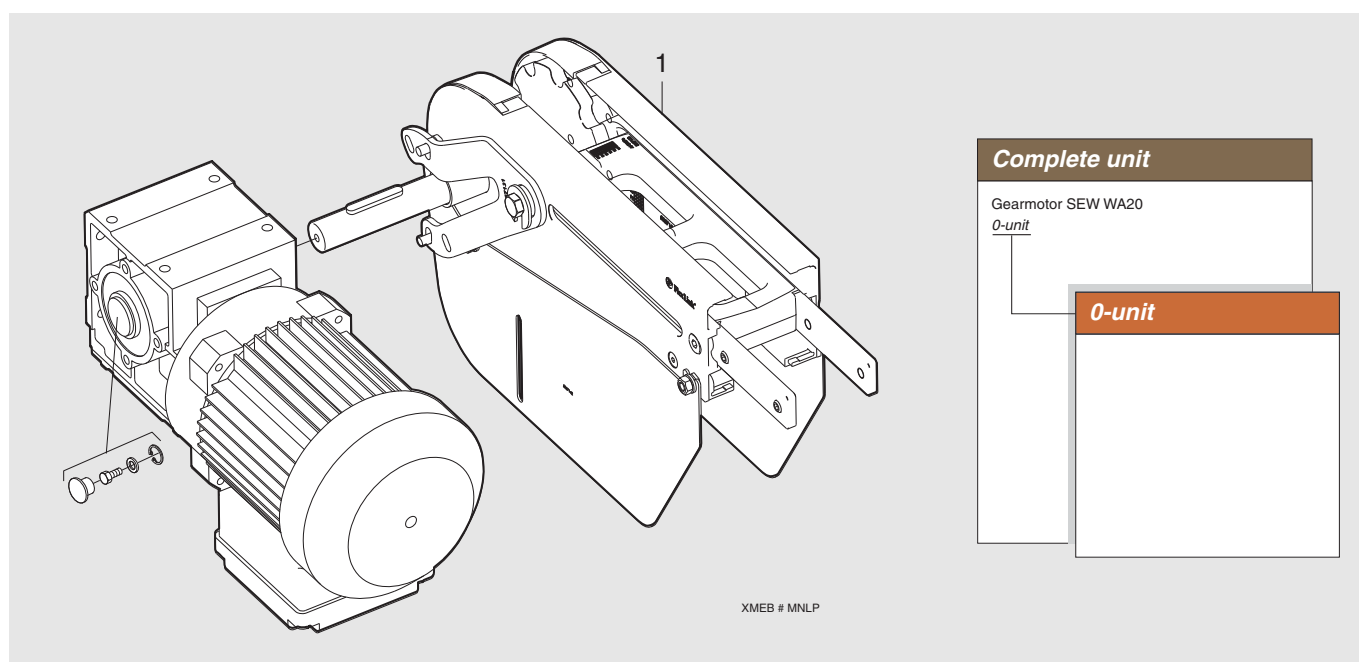
5352EN-4

End drive unit XM Type M, direct drive without slip clutch

Revision list

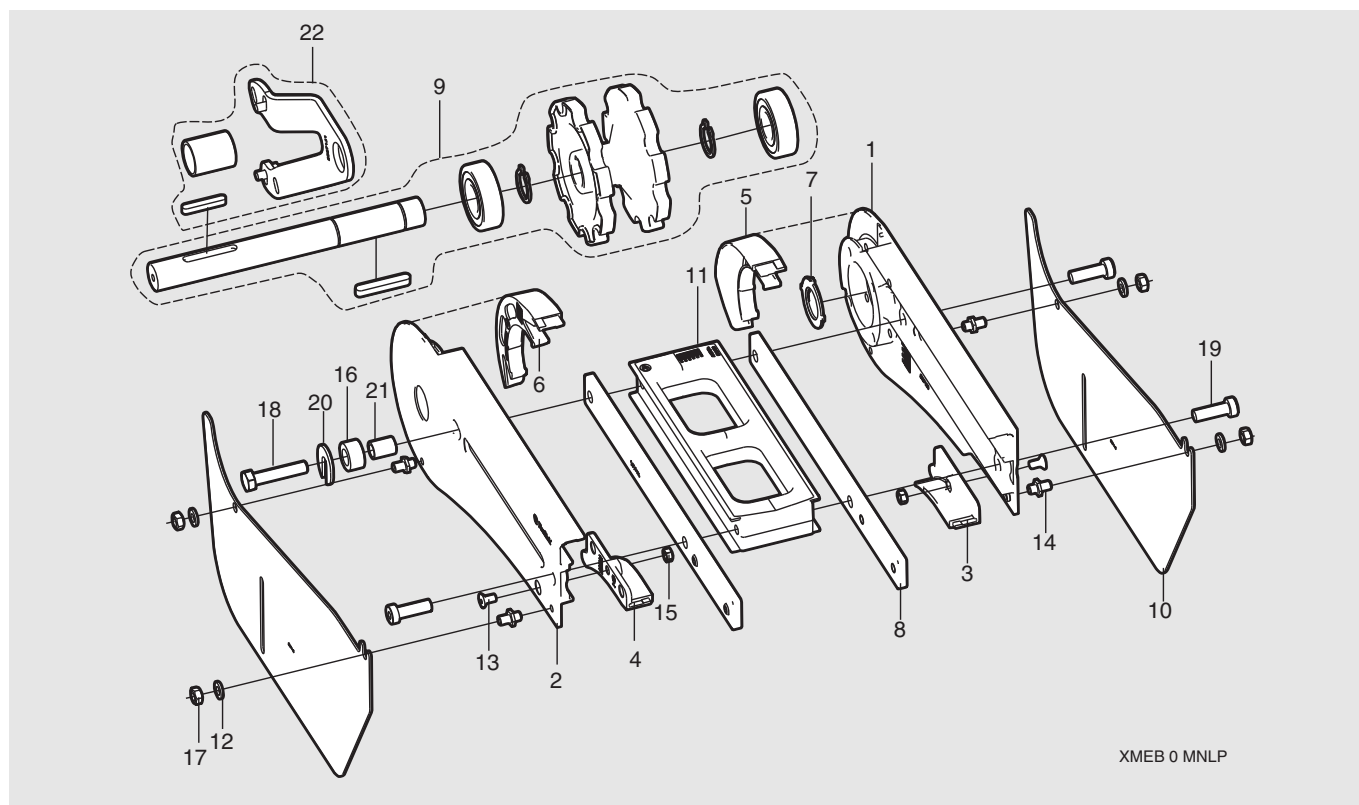
Document designation	Date	Type of revision	Entered by
5352EN-1	06-06-30	Initial version	
5352EN-2	08-10-07	Spare part kits added	JE
5352EN-3	09-03-19		JE
5352EN-4	10-08-31	Added new column	CB

Complete unit XMEB # MNLP/MNRP



Item	Description	Part No	Qty	Comments	Recommended Spare parts
1	0-unit (left-hand version)	XMEB 0 MNLP	1	See next page for details	
	0-unit (right-hand version)	XMEB 0 MNRP	1	See next page for details	

0-unit XMEB 0 MNLP/MNRP



Item	Description	Part No	Qty	Comments	Recommended Spare parts
1	Side plate, R	5057108	1		
2	Side plate, L	5057107	1		
3+4	Spare parts kit, guides	5057890	1	Guides LH+RH	X
5+6	Spare parts kit, steering guides	5057888	1	Steering guides LH+RH	X
7	Cover	5057133	1		
8	Connecting strip	5057114	2		
9	Spare parts kit XM WA20 drive	5057899	1	Shaft, sprocket wheel, bearings, retaining rings, wedge	X
10 *	Slack protection	(5057142)	2	See kit below	
11	Frame	5057130	1		
12	Washer	BRB 6.4X12X1,6 FZB	4		
13	Screw	MF6S M5X10 10,9 FZB	2		
14 *	Distance screw M6	(5058111)	4	See kit below	
15	Nut	M6M M5-8 FZB	2		
16 *	Torque absorber	(5043874)	1	See kit below	
17	Nut	M6M M6 6,8 FZB	4		
18 *	Screw	(M6S M8X40 6H 8,8 FZB)	1	See kit below	
19	Screw	MLC6S M8X25 10,9 FZB	3		
20 *	Washer for torque arm	(5056635)	1	See kit below	
21 *	Spacer	(5057483)	1	See kit below	
22	Torque arm kit	5058052	1	Torque arm, sleeve, screws, washers, wedge	
*) 10	Slack protection kit	5111561	1		
*) 14	Distance screw kit	5111597	1	Kit contains 10 pcs	
*) 16+18+20+21	Absorber kit	5111563	1		

Spare parts XMEB # HNLP/HNRP



Technical information from FlexLink

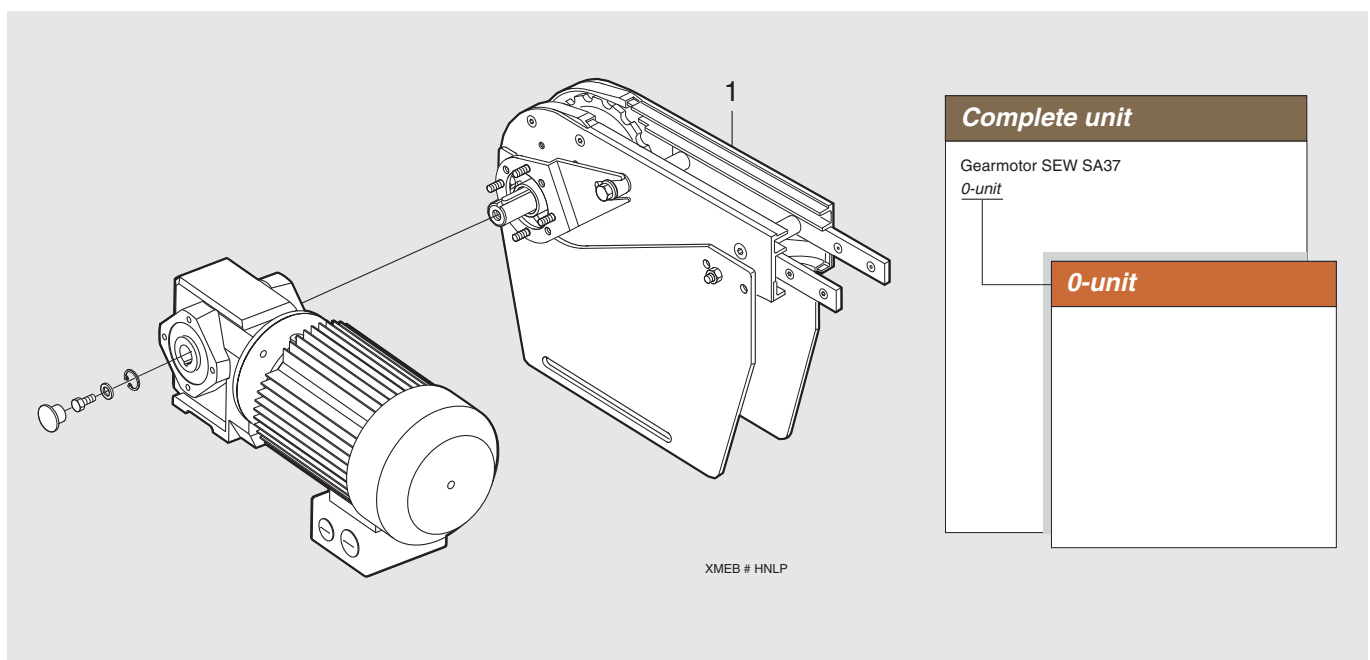
5353EN-4

End drive unit XM Type H SA37, direct drive without slip clutch

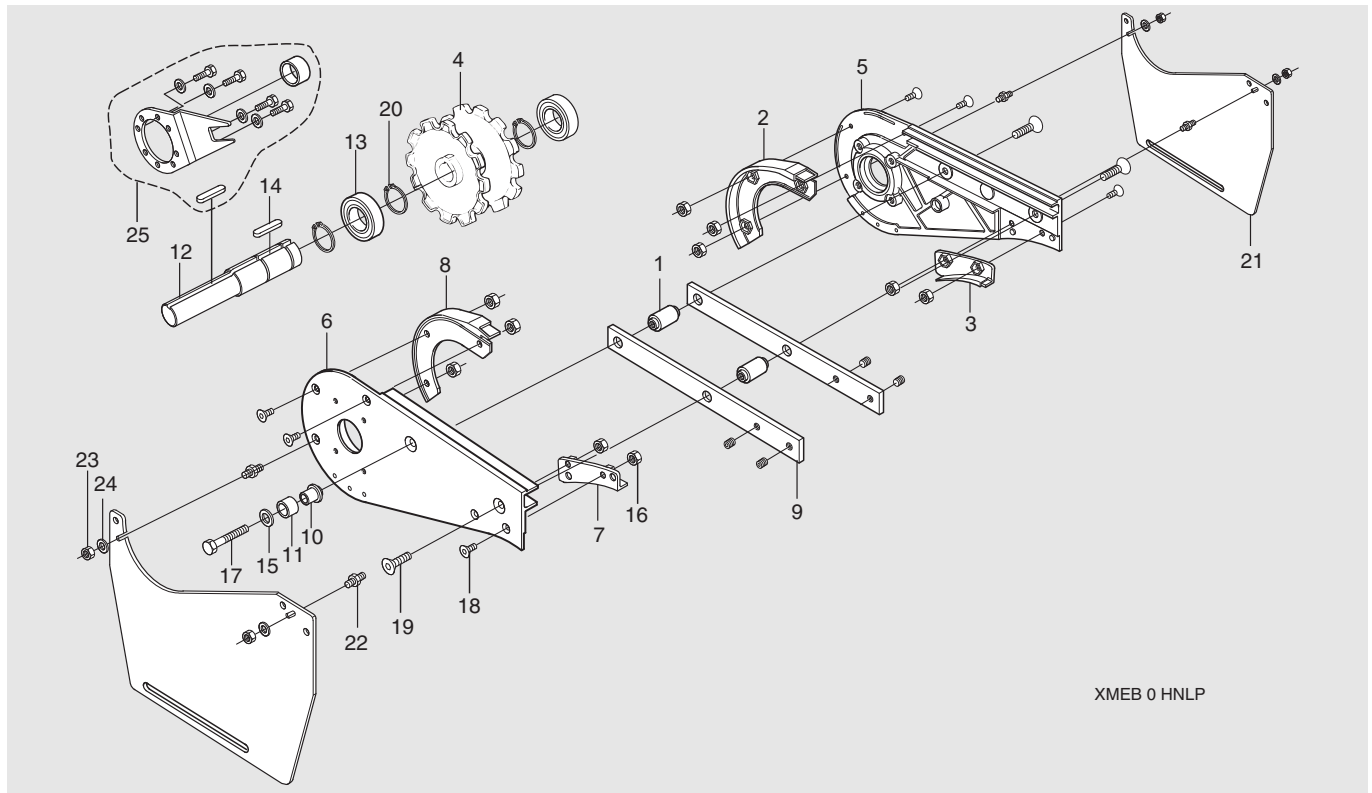
Revision list

Document designation	Date	Type of revision	Entered by
5353EN-1	06-06-30	Initial version	
5353EN-2	08-10-07	Spare part kits added	JE
5353EN-3	09-03-19		JE
5353EN-4	10-08-31	Added new column	CB

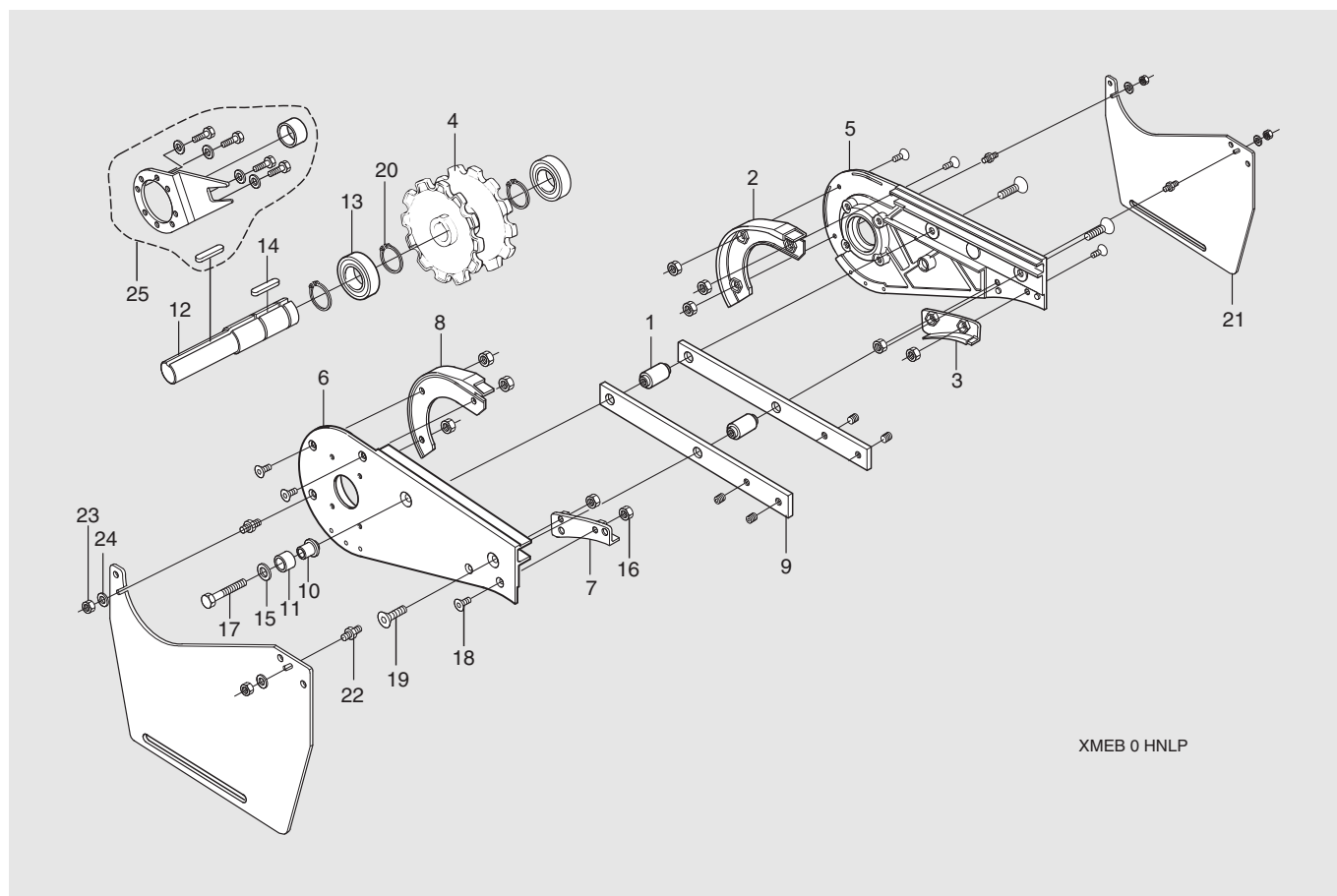
Complete unit XMEB # HNLP/HNRP



Item	Description	Part No	Qty	Comments	Recommended Spare parts
1	0-unit (left-hand version)	XMEB 0 HNLP	1	See next page for details	
	0-unit (right-hand version)	XMEB 0 HNRP	1	See next page for details	
For SEW SA37 gearmotor					

0-unit XMEB 0 HNLP/HNRP

Item	Description	Part No	Qty	Comments	Recommended Spare parts
1	Spacer	3904440	2		
2*	Steering guide R	(3904455)	1	See kit on next page	
3*	Guide R	(3904456)	1	See kit on next page	
4*	Drive wheel	5111617	1	(3904457)	X
5*	Side plate R	(3904458)	1	See kit on next page	
6*	Side plate L	(3904741)	1	See kit on next page	
7*	Guide L	(3904742)	1	See kit on next page	
8*	Steering guide L	(3904743)	1	See kit on next page	
9	Connecting strip	3921123	2		
10*	Sleeve	(5043873)	1	See kit on next page	
11*	Torque absorber	(5043874)	1	See kit on next page	
12*	Shaft	(5057045)	1	See kit on next page	
13*	Bearing	(6205 2RS1/C3)	2	See kit on next page	
14	Thin parallel key	8x7-30	1	DIN 6885A h9	
15*	Washer for torque arm	(5056635)	1	See kit on next page	
16	Nut	M6M M5-8 FZB	10		
17*	Screw	(M6S M8X45 6H 8,8 FZB)	1	See kit on next page	
18	Screw	MF6S M5X10 10,9 FZB	6		
19	Screw	MF6S M8X30 10,9 FZB	3		
20*	Retaining ring	(SGA 25)	2	See kit on next page	
21*	Slack protection	(3925673)	2	See kit on next page	
22*	Distance screw M5/M6	(3925718)	4	See kit on next page	
23	Nut	M6M M6-8 FZB	4		
24	Washer	BRB 6.4X12X1,6 FZB	4		
25	Torque arm kit	5057039	1	Torque arm, cover, screws, washers, wedge	

0-unit XMEB 0 HNLP/HNRP

Item	Description	Part No	Qty	Comments	Recommended Spare parts
*) 2+8	Spare parts kit Steering guide	5111606	1		X
*) 3+7	Spare parts kit Guide kit	5111607	1		X
*) 4+12+13+14+20	Spare parts kit, Drive wheel	5111176	1		X
*) 5+6	Side plate kit	5111586	1		
*) 10+11+15+17	Absorber kit	5111548	1		
*) 21	Slack protection kit	5111581	1		
*) 22	Distance screw kit	5111598	1	Kit contains 10 pcs	
*) 25	Torque arm kit	5057039	1	Torque arm, cover, screws, washers, wedge	

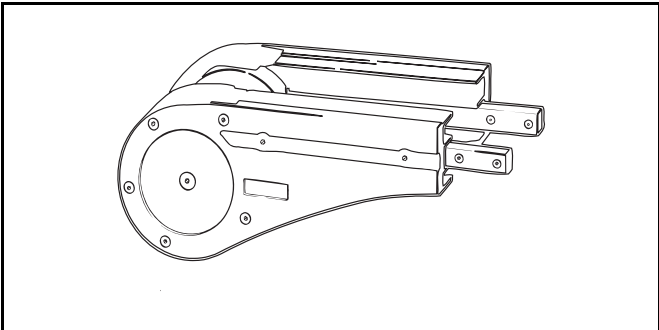
Spare parts Idler end unit - XM

Technical information from FlexLink

XM009-E4

Idler end unit - XM

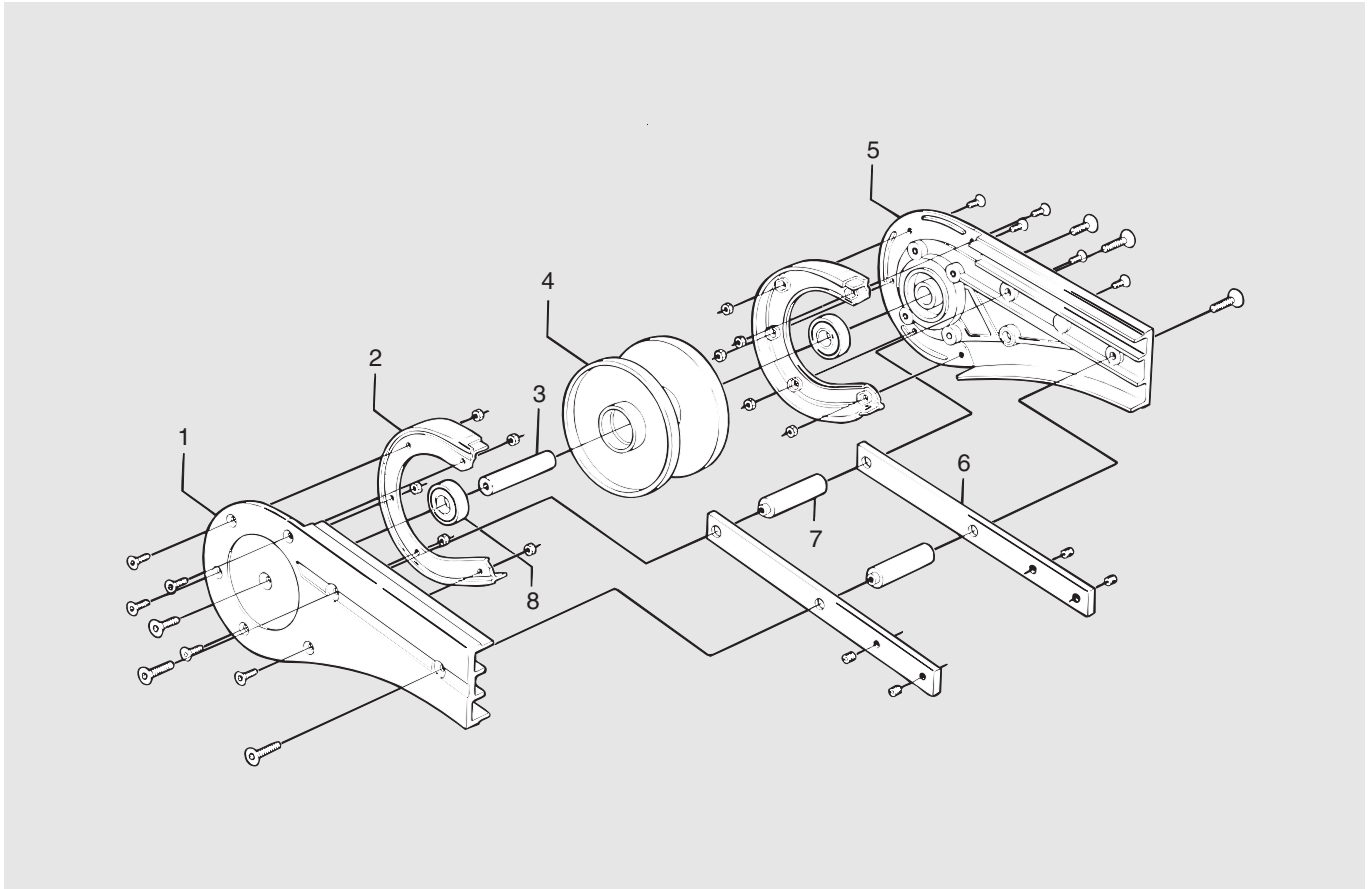
Revision list



Document designation	Date	Type of revision	Entered by
XM009-E1	98-10-14	New version	Enator
XM009-E2	08-10-06	Spare part kits added	JE
XM009-E3	09-03-19		JE
XM009-E4	10-07-15	Added new column	CB

Idler end unit

XMEJ 315



Item	Description	Part No	Qty	Comments	Recommended Spare parts
1*	Side plate R	(3924516)	1	See kit below	
2*	Steering guide	(3924519)	2	See kit below	
3	Shaft	3921074	1		
4*	Idler wheel	5111553	1	(3924517)	X
5*	Side plate L	(3924515)	1	See kit below	
6	Connecting strip	3921123	2		
7	Spacer	3904440	2		
8	Bearing	6202-2Z	2		
*) 1+5	Side plate kit	5111614	1		
*) 2	Spare parts kit Steering guide	5111610	1		X

Spare parts XMEJ 315 S



Technical information from FlexLink

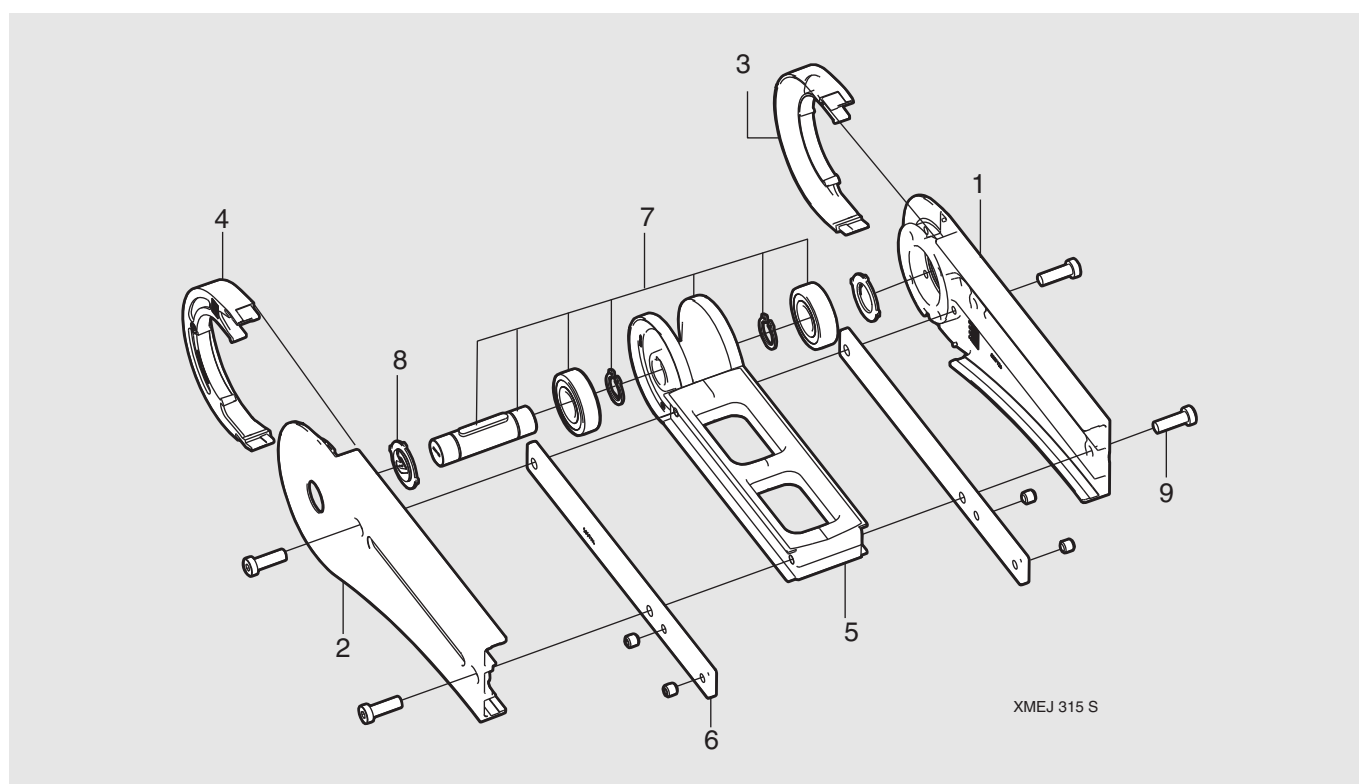
5356EN-4

Idler end unit XM Type S

Revision list

Document designation	Date	Type of revision	Entered by
5356EN-1	06-06-03	Initial version	
5356EN-2	08-10-06	Spare part kits added	JE
5356EN-3	09-03-19		JE
5356EN-4	10-08-31	Added new column	CB

Complete unit XMEJ 315 S



Item	Description	Part No	Qty	Comments	Recommended Spare parts
1*	Side plate, R	(5057126)	1	See kit	
2*	Side plate, L	(5057125)	1	See kit	
3+4	Spare parts kit, steering guides	5057893	1	Steering guides LH+RH (5057128 and 5057129)	X
5	Frame	5057130	1		
6	Connecting strip	5057114	2		
7	Assembly kit for XM Idler end	5057610	1		X
8*	Cover	(5057133)	2	See kit	
9	Screw	MLC6S M8X25 10,9 FZB	4		
*)1+2+8	Side plate kit	5111551	1		

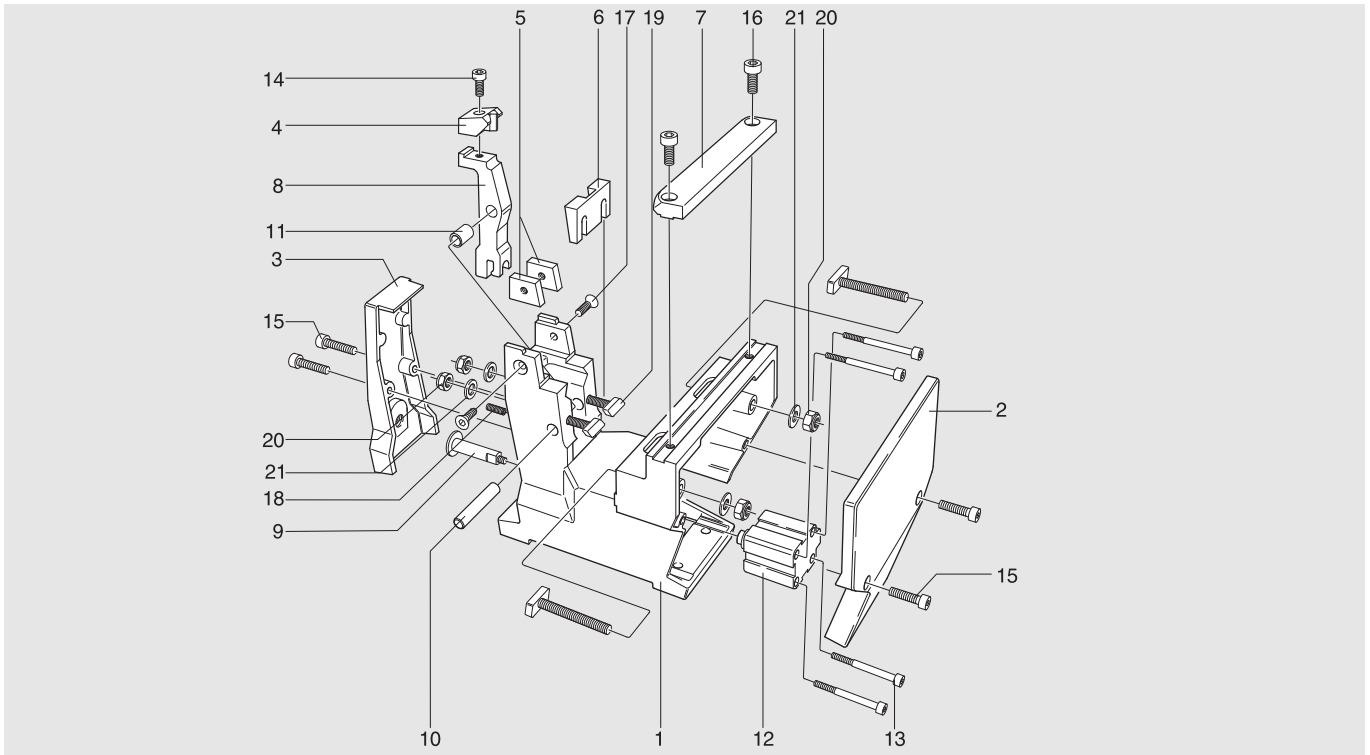
Spare parts Pallet locating station - XM



Technical information from FlexLink

PH002-2

Pallet locating station – XMPX 150 A



Item	Description	Part No	Qty	Comments	Recommended Spare parts
1	Base	3921308	1		
2	Cover	3921309	1		
3	Cover	3921310	1		
4	Locating plunger	3921311	1		X
5	Slide block	3921312	2		
6	Locking wedge	3921313	1		
7	Guide rule	3921338	1		X
8	Arm	3904798	1		
9	Rod end XM	5052825	1		
10	Cylinder pin	CP-h8-10x60	1		
11	Sleeve (Note: Initial lubrication required)	GLY. PG101220A	1		X
12	Air cylinder FESTO	ADVC 32-10-I-P-A	1		X
13	Screw	MC6S 5x50	4		
14	Screw	MC6S 6x20	1		
15	Screw	MC6S 6x25	4		
16	Screw	MC6S 8x16	2		
17	Screw	MF6S 6x16	2		
18	Screw	SK6SS 6x16	1		
19	T-slot screw	XLAT 71	4		
20	Nut	XLAN 8	4		
21	Washer	BRB 8,4x16	4		

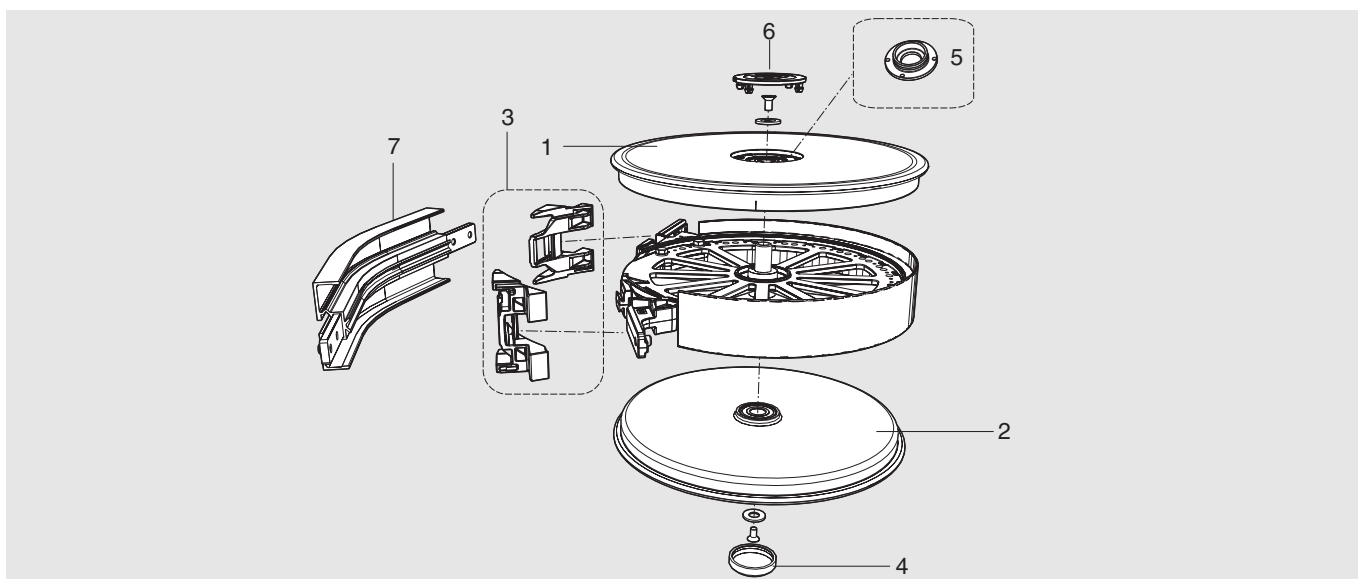


Wheel bends XSBH-, XLBH-, XBBH-, XMBH-, XHBH-, XKBH-, XTBH-

Revision list








Document designation	Date	Type of revision	Entered by
5392EN-1	07-12-05	Initial version	
5392EN-2	08-09-10		JE
5392EN-3	10-05-27		JE
5392EN-4	10-08-31	Added new column	CB

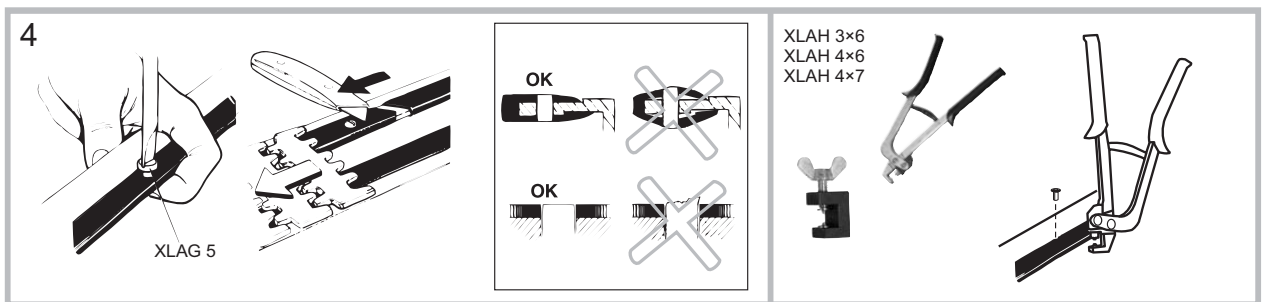
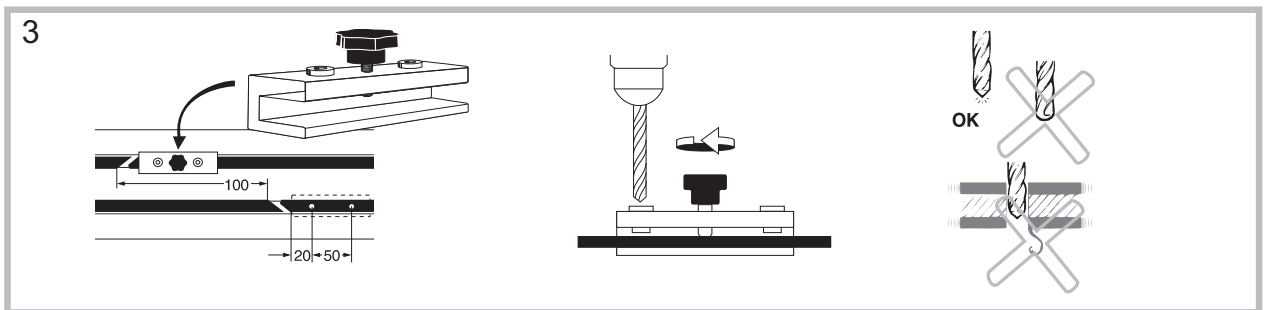
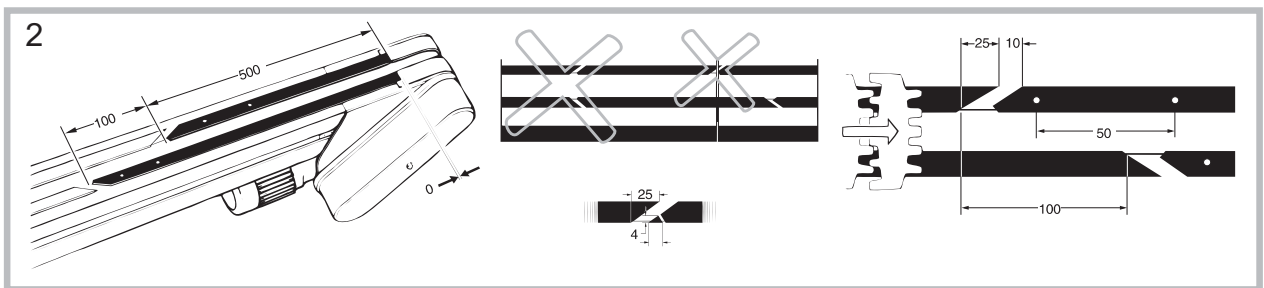
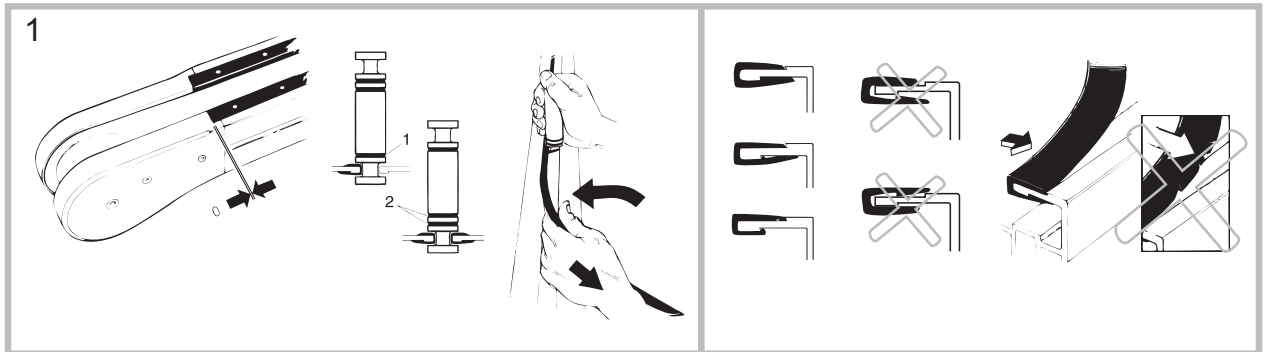
Complete wheel bend



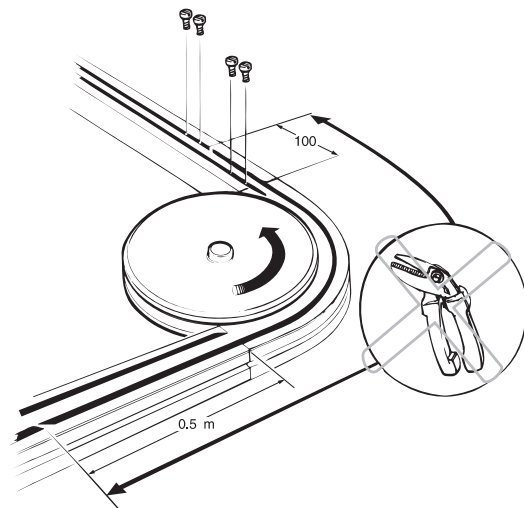
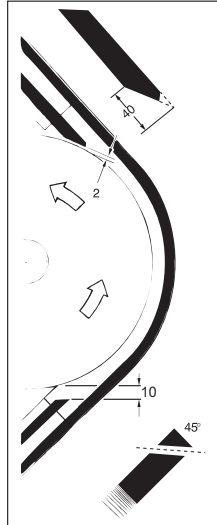
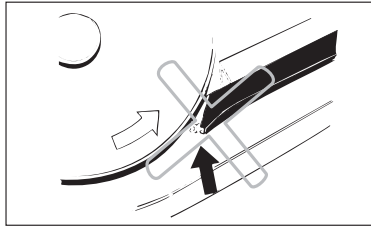
Item	Description	Part no							Recommended Spare parts
		XS	XL type A	X85	XM type A	XH type A	XK	XT	
1	Wheel disc* (upper)	3902168	5059247	5059247	5059247	5059247	3924966	5059247	
2	Wheel disc* (lower)	3902168	5059244	5059244	5059244	5059244	3924966	5059244	
3	Guides**	n.a.	5059235	5110507	5059236	5059237	n.a.	n.a.	X
4	Wheel cover	3901120	3901120	3901120	3901120	3901120	n.a.	3901120	
5	Adapter kit	n.a.	5058559	5058559	5058559	5058559	n.a.	5058559	
6	Wheel cover	5057697	5057697	5057697	5057697	5057697	n.a.	5057697	
7	Outer bend	XSB 30R150	XLBE 30R150	XBBE 30A85R160	XMBE 30R160	XHBE 30R170	XKBE 30R200		
7	Outer bend	XSB 45R150	XLBE 45R150	XBBE 45A85R160	XMBE 45R160	XHBE 45R170	XKBE 45R200		
7	Outer bend		XLBE 60R150		XMBE 60R160	XHBE 60R170			
7	Outer bend	XSB 90R150	XLBE 90R150	XBBE 90A85R160	XMBE 90R160	XHBE 90R170	XKBE 90R200		
7	Outer bend	XSB 180R150	XLBE 180R150	XBBE 180A85R160	XMBE 180R160	XHBE 180R170	XKBE 180R200		
7	Outer bend			XBBE EA85R160					
*	Including bearings								
**	One pair								

This page is intentionally left blank

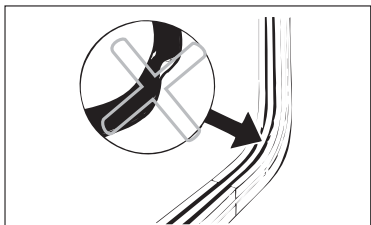
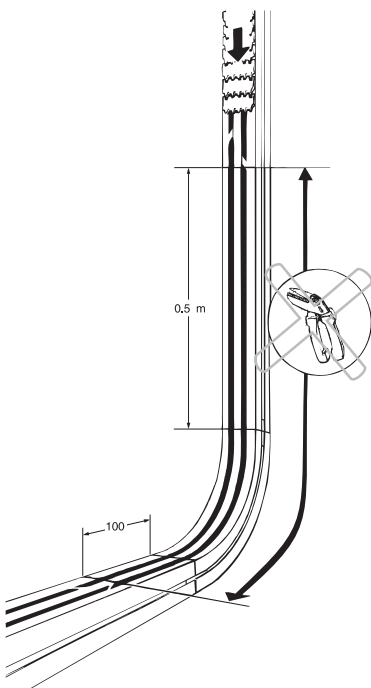
	XS	XL	XM	XH	XK	XB	XW
	XLMR 140		XMMR 140	XHMR 200	XKMR 200	XBMR 170	–
	XLAG 5				XWAG 5	XLAG 5	XWAG 5
	XLAH 3×6	XLAH 4×6			XLAH 4×7		
	3924774	3920500					
	3,2 mm	4,2 mm					
	3924776	5051395					
	3924770	3923005					



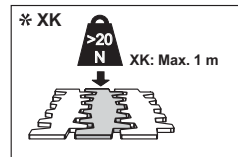
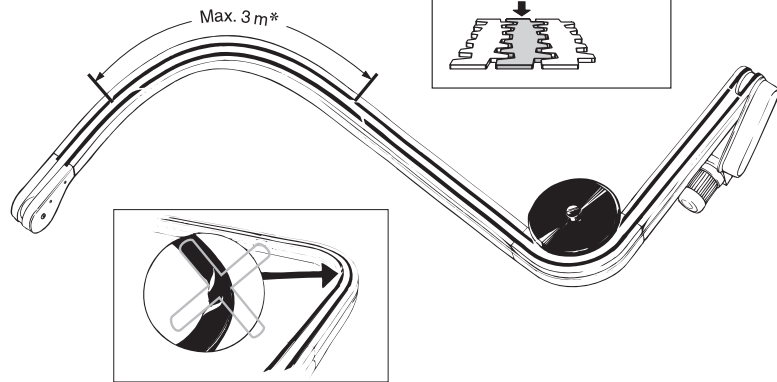
5a




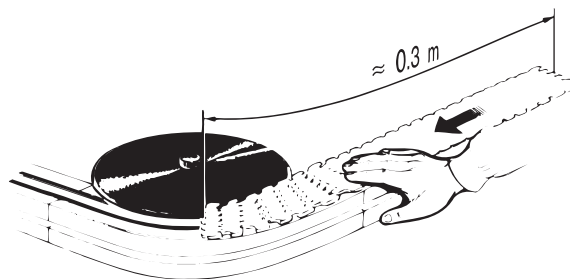
5b



5c



6



No. 6608859-03

Spare parts Slide rails - XM

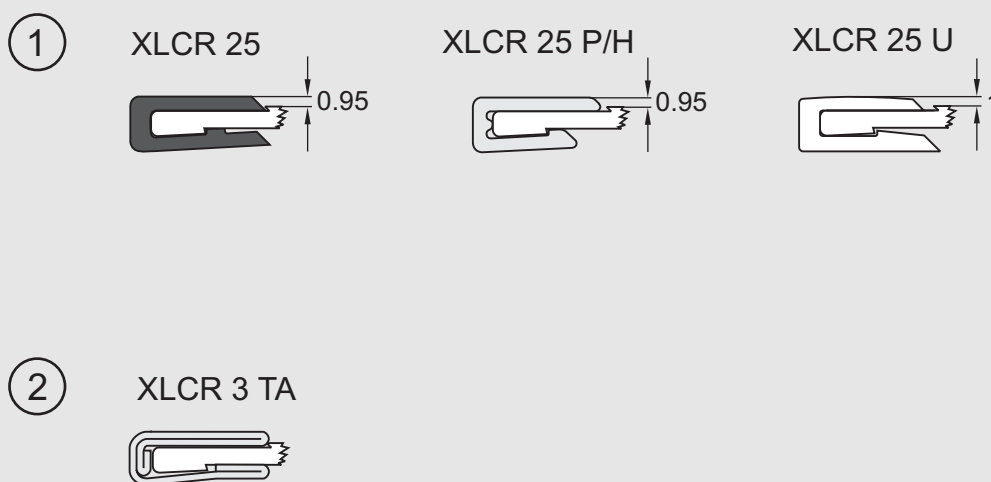


Technical information from FlexLink

5568EN-1

Spare parts Slide rails - XM

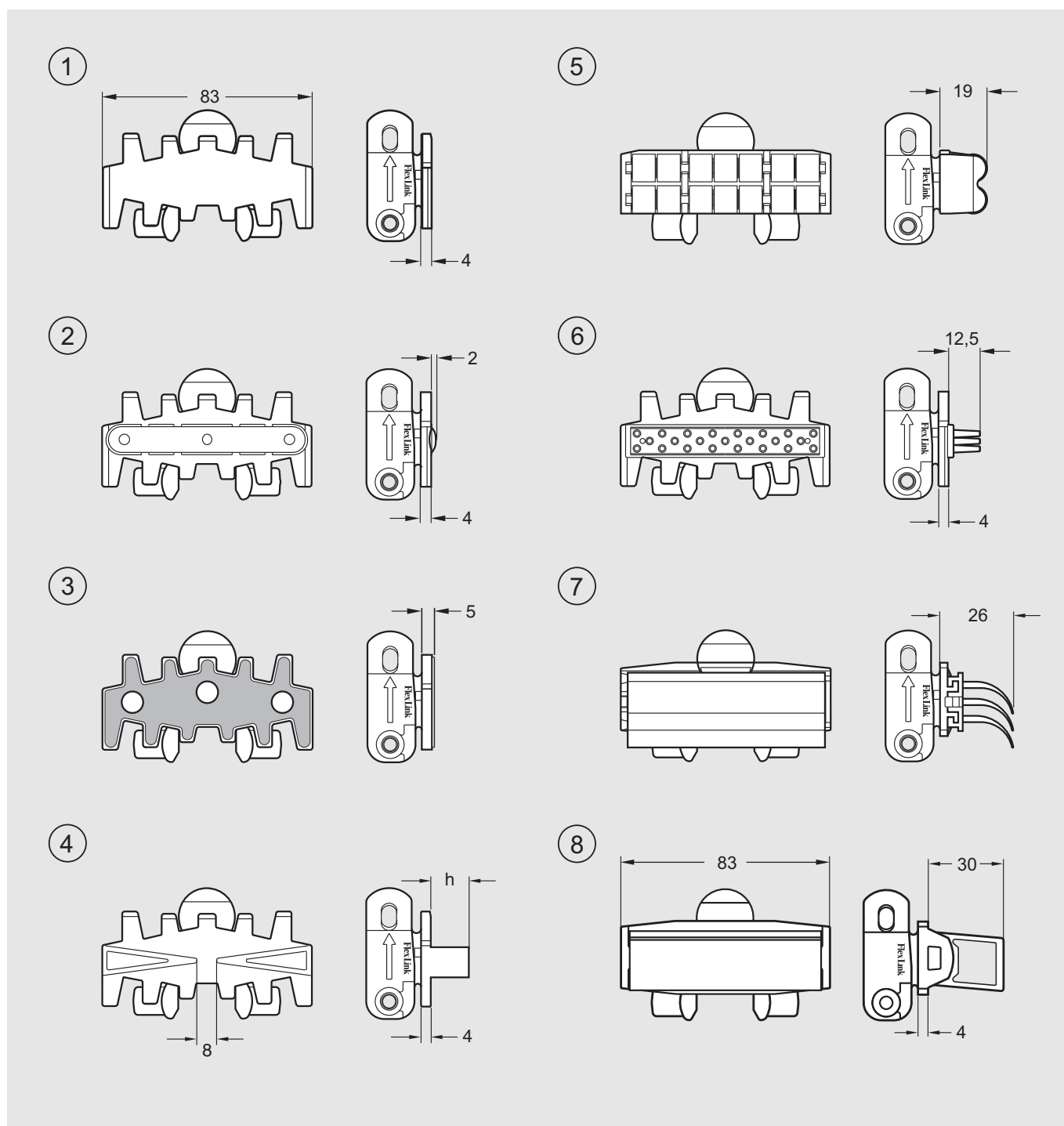
Slide rails – XM



Item	Description	Part No	Qty	Comments	Recommended Spare parts
1	Plastic slide rails for XM beams				
	HDPE ($\mu=0,1-0,25$) (Black)	XLCR 25			X
	PVDF ($\mu=0,15-0,35$) (Transparent white)	XLCR 25 P			X
	UHMW-PE ($\mu=0,1-0,25$) (White)	XLCR 25 U			X
	PA-PE ($\mu=0,1-0,25$) (Grey)	XLCR 25 H			X
2	Steel slide rail for XM beams				
	Slide rail ($\mu=0,15-0,35$)	XLCR 3 TA		Acid resistant stainless steel	X



Spare parts Chains - XM



Item	Description	Part No	Qty	Comments	Recommended Spare parts
1	Plain chain	XMTP 5			
	Plain link	XMTL 83		Links must be ordered in multiples of 10	
	Plain chain (Ultra low wear)	XMTP 5 C			
	Plain link	n.a.			
2	Friction top chain	XMTP 5 F#		Enter cleat frequency (1–20) instead of # in product designation	
	Friction top link	XMTL 83 F		Links must be ordered in multiples of 10	
3	Steel top chain	XMTP 5 TF			
	Steel top link	XMTL 83 TF		Links must be ordered in multiples of 10 Top part has steel cover for improved wear resistance	
4	Cleated chain, Type A cleats			Enter cleat frequency (1–20) instead of # in product designation	
	h=15 mm	XMTF 5×15 A#			
	h=30 mm	XMTF 5×30 A#			
	Cleated link kit				
	h=15 mm	XMTL 83×15 A		Links must be ordered in multiples of 10	
	h=30 mm	XMTL 83×30 A		Links must be ordered in multiples of 10	
5	Roller top chain	XMTR 5			
	Roller top link	XMTL 83 R		This link cannot be combined with plain links	
6	Flexible cleat chain, Type B	XMTE 5 B#		Enter cleat frequency (1–10) instead of # in product designation	
	Flexible cleat link	XMTL 83 B		Links must be ordered in multiples of 10	
7	Flexible cleat chain, Type C	XMTE 5 C			
	Flexible cleat link assembly Type C	XMTM 83 C		Links must be ordered in multiples of 10	
	Flexible cleat top (replacement)	XMTX 78 C		Links must be ordered in multiples of 10	
8	Flexible cleat chain, Type D	XMTE 5 D			
	Flexible cleat link assembly Type D	XMTM 83 D		Links must be ordered in multiples of 10	
	Flexible cleat top (replacement)	XMTX 75 D		Links must be ordered in multiples of 10	

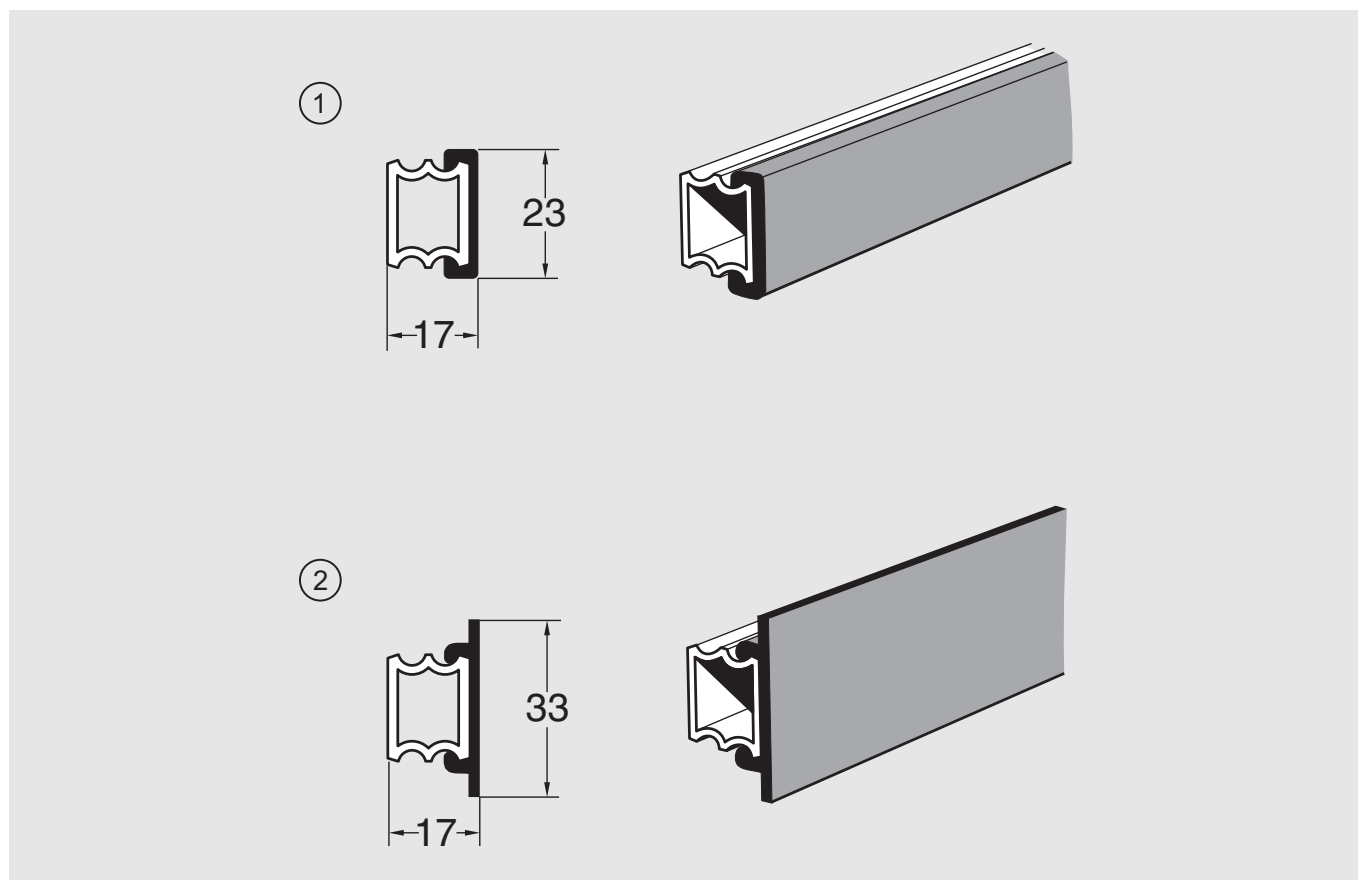
Spare parts Guide rail cover - XM



Technical information from FlexLink

5570EN-1

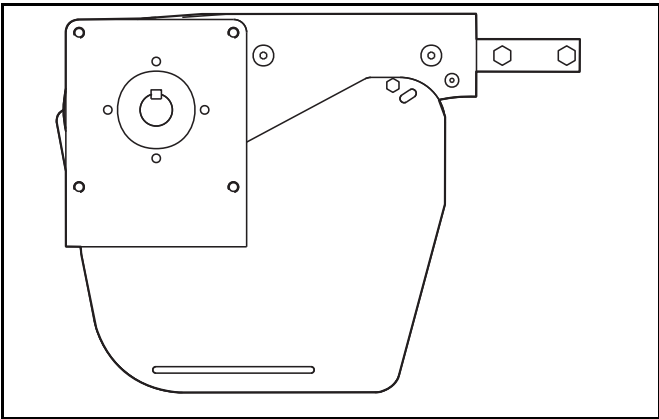
Spare parts Guide rail cover - XM



Item	Description	Part No	Qty	Comments	Recommended Spare parts
1	Guide rail cover for 15 mm aluminium guide rail				
	Polyethylene, length 3 m	XLRT 3x23			
	UHMW-PE, length 3 m	XLRT 3x23 U			
2	Guide rail cover, flanged, for 15 mm aluminium guide rail				
	Polyethylene, length 3 m, flanged	XLRT 3x33 D			

End drive unit for stainless steel conveyor – XM

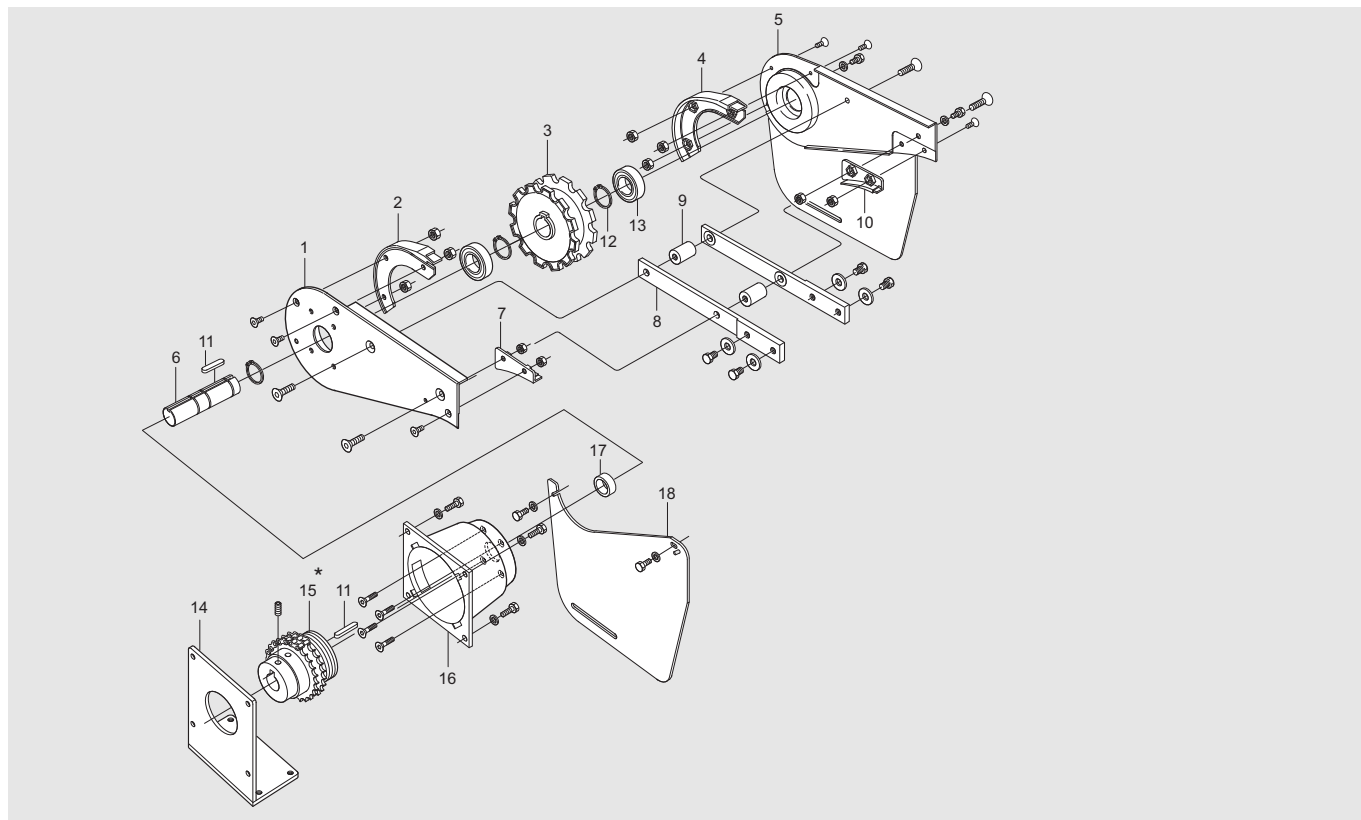
Revision list



Document designation	Date	Type of revision	Entered by
XM010-E1	98-10-14	New version	Enator Inforum
XM010-E2	15-09-16	Update pos. 13 bearing	KR

End drive unit for stainless steel conveyor

0-unit – XMEBX 0 HLP/HRP



Item	Description	Part No	Qty	Comments	Recommended Spare parts
1	Side plate LH (XMEBX 0 HLP)	5048530	1		
	Side plate LH (XMEBX 0 HRP)	5048531	1		
2*	Steering guide LH	3924693	1		X
3	Drive wheel	3924691	1		X
4*	Steering guide RH	3924692	1		X
5	Side plate RH (XMEBX 0 HLP)	5048531	1		
	Side plate RH (XMEBX 0 HRP)	5048532	1		
6	Shaft	3920991	1		
7	Guide L	3924695	1		X
8	Connecting strip	5048537	2		
9	Spacer	5049456	2		
10	Guide R	3924694	1		X
11	Thin parallel key	8x7-40 A4	2	DIN 6885 A h9	
12	Retaining ring	SgA 25 A2	3		
13	Bearing	W 6005-2RS1	2		
14	Adapter plate	5049482	1		
15	Slip clutch	5048554	1		
16	Flange	5048551	1		
17	Spacer	5048663	1		
18	Slack protection	5049346	2		

Spare parts XMEJX 320



Technical information from FlexLink

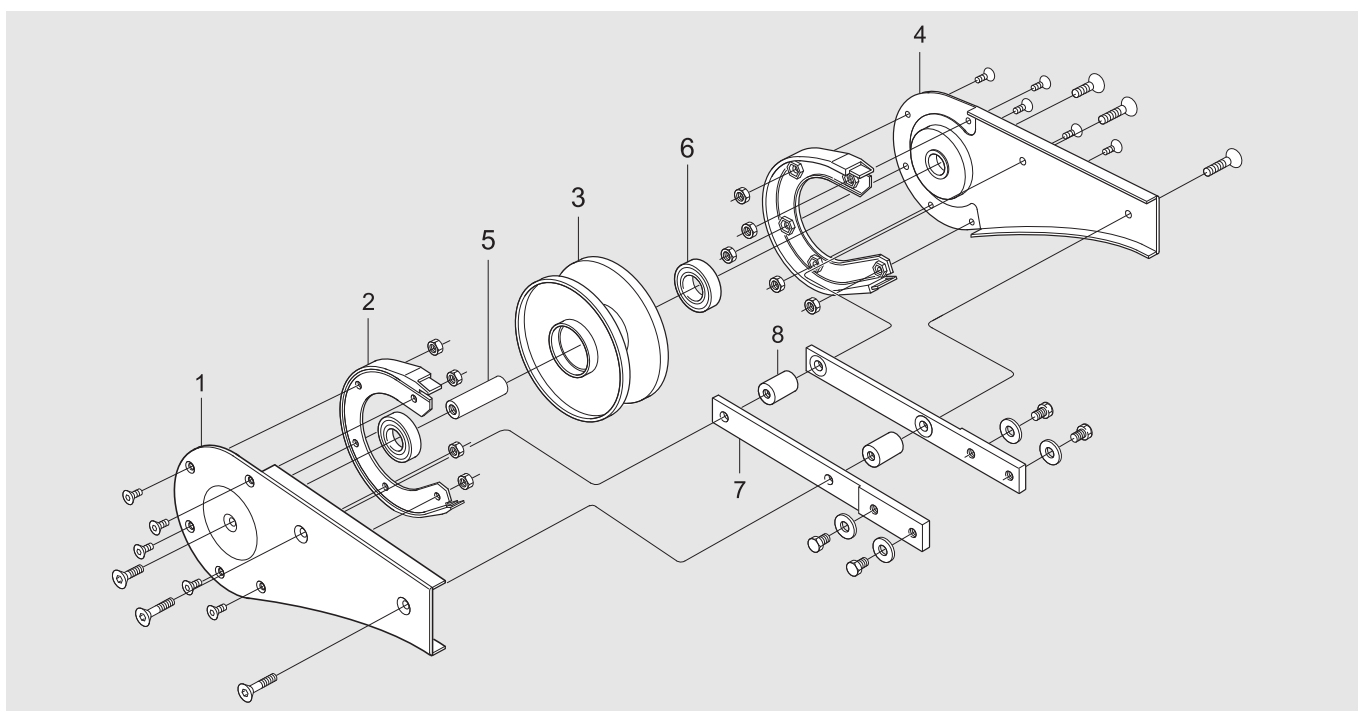
XM011-E1

Idler end unit for stainless steel conveyor – XM

Revision list

Document designation	Date	Type of revision	Entered by
XM011-E1	99-05-01	Initial version	

Complete unit XMEJX 320

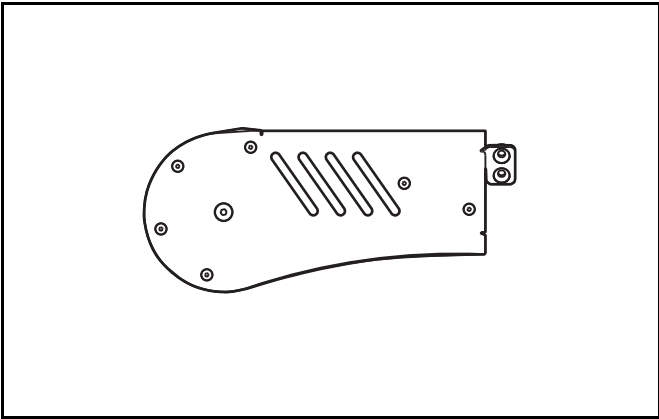
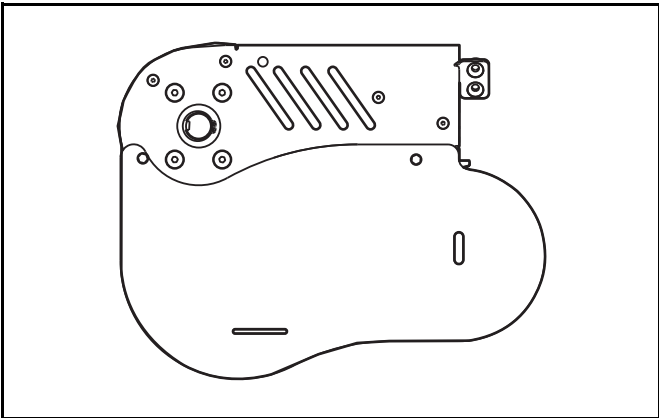


Item	Description	Part No	Qty	Comments	Recommended Spare parts
1	Side plate, LH	5048544	1		
2	Steering guide	3924697	2		X
3	Idler wheel	3924696	1		X
4	Side plate, RH	5048543	1		
5	Shaft	3920043	1		
6	Bearing	6202-2Z-A4	2		
7	Connecting strip	5048537	2		
8	Spacer	5049456	2		

Drive unit and Idler end unit XMY

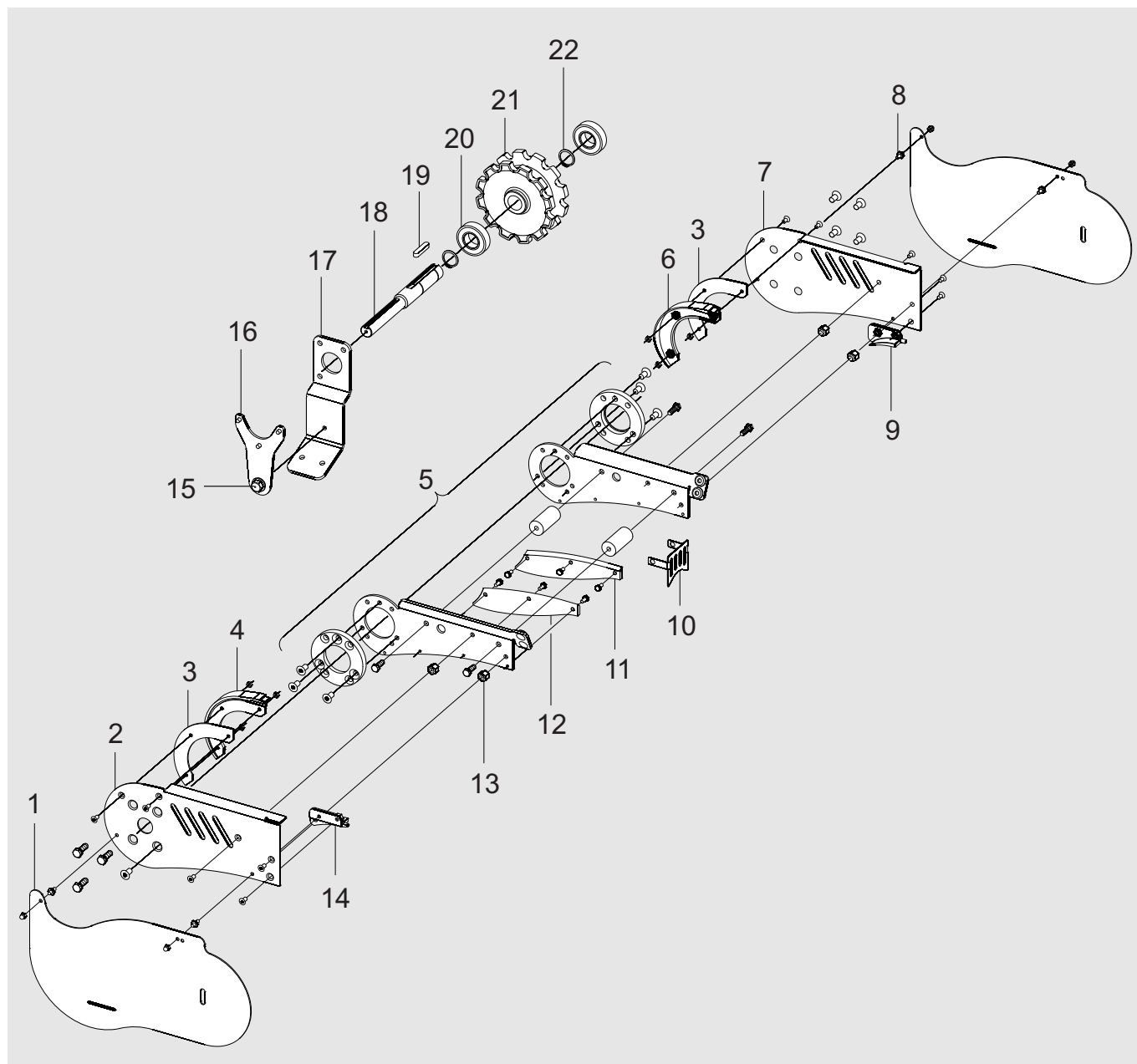
Revision list

Document designation	Date	Type of revision	Entered by
5548EN-1	10-10-05	Initial version	CB



Drive units

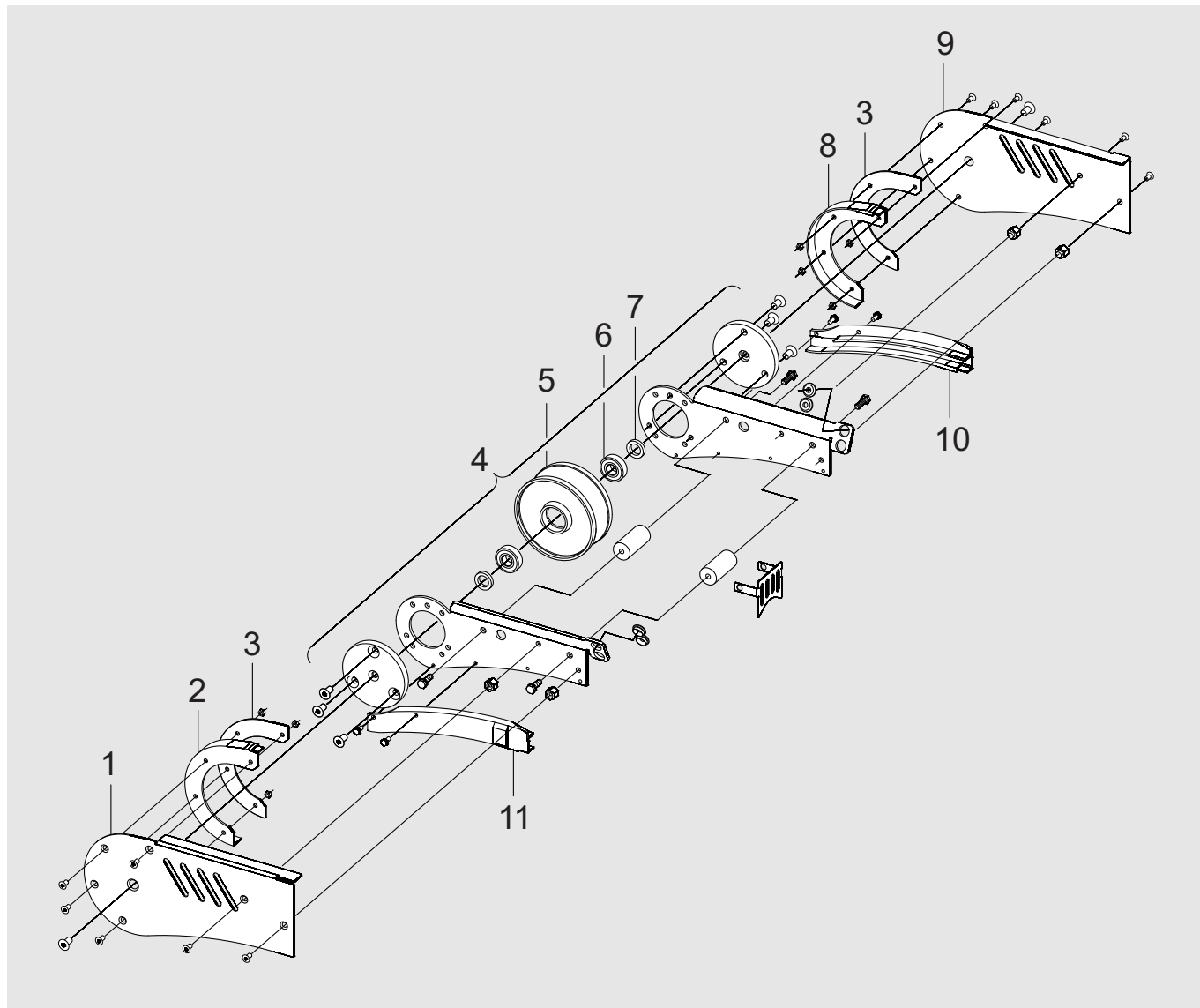
Drive units XMEBY 0 HN_P A, XMEBY H_PU A



Item	Description	Part No	Qty	Comments	Recommended Spare parts
1	Slack protection	5054474	2		
2	Side cover plate L	5058200	1		
3	Rubber distance	5054916	2		
4	Steering guide L	3904743	1		X
5	End drive frame	5058238	1		
6	Steering guide R	3904455	1		X
7	Side cover plate R	5058199	1		
8	Distance screw M5	5055534	4		
9	Guide R	3904456	1		
10	Safety device	5058034	1		
11	Guide drive unit	5058093	1		X
12	Guide drive unit	5058094	1		X
13	Distance	5054908	4		
14	Guide L	3904742	1		
15	Spare part kit XMY absorber	5113516	1		
16	Motor connect kit	5055378	1		
17	Motor support bracket	5055862	1		
18	Shaft, SA37	5055375	1		
19	Thin parallel key	8x7x40	1	DIN 6885 A h9, A4	
20	Bearing A2	W 6205-2RS1/C3	2		
21	Drive wheel	3904457	1		X
22	Retaining ring	SgA 25	2	DIN 471 25 A2	

Idler end

Idler end XMEJY 315 A



Item	Description	Part No	Qty	Comments	Recommended Spare parts
1	Side plate R	5058204	1		
2	Steering Guide R	5054923	1		X
3	Rubber distance	5054922	2		X
4	Idler end frame	5058242	1		
5	Idler Wheel	3924517	1		X
6	Ball bearing	W 6202-2RS1	2		
7	Distance	5054508	2		
8	Steering Guide L	5054924	1		X
9	Side cover plate L	5058203	1		
10	Guide idler unit L	5058051	1		X
11	Guide idler unit R	5058070	1		X

Product designations in alphanumeric order

Part no	Page	Part no	Page	Part no	Page	Part no	Page
(3902811)	24	(3904742)	42	(5043874)	48	3904431	6
(3902901)	24	(3904742)	52	(5043874)	50	3904440	13
(3904324)	32	(3904743)	18	(5043874)	52	3904440	18
(3904455)	18	(3904743)	29	(5043970)	42	3904440	28
(3904455)	29	(3904743)	4	(5046641)	48	3904440	29
(3904455)	4	(3904743)	42	(5056635)	48	3904440	38
(3904455)	42	(3904743)	52	(5056635)	50	3904440	4
(3904455)	52	(3904855)	10	(5056635)	52	3904440	42
(3904456)	18	(3904855)	12	(5057045)	52	3904440	52
(3904456)	24	(3904855)	17	(5057107)	48	3904440	56
(3904456)	29	(3904855)	20	(5057108)	48	3904455	77
(3904456)	4	(3904855)	23	(5057110)	48	3904456	77
(3904456)	42	(3904855)	27	(5057111)	48	3904457	38
(3904456)	52	(3904855)	3	(5057112)	48	3904457	77
(3904457)	13	(3904855)	6	(5057113)	48	3904459	38
(3904457)	18	(3904862)	10	(5057125)	57	3904632	12
(3904457)	29	(3904862)	12	(5057126)	57	3904632	17
(3904457)	4	(3904862)	17	(5057133)	48	3904632	20
(3904457)	42	(3904862)	20	(5057133)	57	3904632	3
(3904457)	52	(3904862)	23	(5057142)	48	3904633	12
(3904458)	18	(3904862)	27	(5057142)	50	3904633	17
(3904458)	29	(3904862)	3	(5057483)	48	3904633	20
(3904458)	4	(3904862)	6	(5057483)	50	3904633	3
(3904458)	42	(3921479)	28	(5058111)	48	3904742	77
(3904458)	52	(3921480)	28	(5058111)	50	3904743	77
(3904459)	13	(3921674)	13	(6205 2RS1/C3)	13	3904798	59
(3904459)	29	(3921675)	13	(6205 2RS1/C3)	52	3904847	27
(3904459)	4	(3924515)	28	(6205-2RS1/C3)	4	3905278	27
(3904665)	17	(3924515)	56	(6205-2RS1/C3)	42	3905278	6
(3904665)	20	(3924516)	28	(BRB 8,4x20x2)	42	3920012	27
(3904665)	23	(3924516)	56	3902168	61	3920043	73
(3904665)	3	(3924517)	28	3902723	33	3920084	37
(3904665)	6	(3924517)	56	3902913	27	3920084	8
(3904666)	17	(3924519)	13	3903339	32	3920087	27
(3904666)	20	(3924519)	38	3904039	45	3920751	10
(3904666)	23	(3924519)	56	3904040	45	3920752	10
(3904666)	3	(3924630)	24	3904041	45	3920753	10
(3904666)	6	(3925673)	41	3904042	45	3920991	72
(3904741)	18	(3925673)	52	3904043	45	3921074	28
(3904741)	29	(3925673)	8	3904044	45	3921074	56
(3904741)	4	(3925718)	41	3904045	45	3921123	13
(3904741)	42	(3925718)	52	3904431	12	3921123	18
(3904741)	52	(3925718)	8	3904431	17	3921123	28
(3904742)	18	(3925875)	12	3904431	20	3921123	29
(3904742)	24	(5043873)	42	3904431	23	3921123	38
(3904742)	29	(5043873)	52	3904431	27	3921123	4
(3904742)	4	(5043874)	42	3904431	3	3921123	42

Part no	Page	Part no	Page	Part no	Page	Part no	Page
3921123	52	3924440	22	3927393	33	5053981	10
3921123	56	3924440	26	5043995	40	5053981	12
3921258	16	3924440	31	5044695	20	5053981	17
3921258	2	3924455	2	5044935	16	5053981	20
3921258	22	3924455	22	5044935	2	5053981	23
3921258	26	3924455	26	5044935	22	5053981	27
3921258	31	3924489	27	5044935	26	5053981	3
3921308	59	3924489	6	5044936	16	5053981	32
3921309	59	3924517	78	5044936	2	5053981	6
3921310	59	3924661	27	5044936	22	5054000	10
3921311	59	3924691	72	5044936	26	5054000	12
3921312	59	3924692	72	5044937	16	5054000	17
3921313	59	3924693	72	5044937	2	5054000	20
3921338	59	3924694	72	5044937	22	5054000	23
3921461	27	3924695	72	5044937	26	5054000	27
3921461	6	3924696	73	5044938	16	5054000	3
3921462	27	3924697	73	5044938	2	5054000	6
3921462	6	3924966	61	5044938	22	5054003	8
3921478	27	3924975	24	5044938	26	5054474	77
3921638	16	3925673	20	5044939	16	5054508	78
3921638	2	3925718	20	5044939	2	5054908	77
3921638	22	3925774	37	5044939	22	5054916	77
3921638	26	3926195	20	5044939	26	5054922	78
3921638	31	3926267	18	5044940	16	5054923	78
3921652	37	3926268	16	5044940	2	5054924	78
3921652	44	3926268	17	5044940	22	5055375	77
3921652	8	3926270	17	5044940	26	5055378	77
3921674	38	3926306	18	5044945	37	5055534	77
3921675	38	3926374/3927191	10	5044948	16	5055862	77
3924288	10	3926375	10	5044948	2	5056817	10
3924288	12	3926450	33	5044948	22	5056817	12
3924288	27	3926513	45	5044948	26	5056817	17
3924288	3	3926575	33	5046959	20	5056817	20
3924288	6	3926586	32	5046961	20	5056817	23
3924407	2	3926663	44	5048530	72	5056817	27
3924407	22	3926664	44	5048531	72	5056817	3
3924407	26	3926715	33	5048532	72	5056817	6
3924438	16	3926718	33	5048537	72	5056820	10
3924438	2	3926754	32	5048537	73	5056820	12
3924438	22	3926758	32	5048543	73	5056820	17
3924438	26	3926782	24	5048544	73	5056820	20
3924438	31	3927119	24	5048551	72	5056820	23
3924439	16	3927121	24	5048554	72	5056820	27
3924439	2	3927122	24	5048663	72	5056820	3
3924439	22	3927125	24	5049346	72	5056820	6
3924439	26	3927126	24	5049456	72	5057039	52
3924439	31	3927127	24	5049456	73	5057039	53
3924440	16	3927320	45	5049482	72	5057107	50
3924440	2	3927321	45	5052825	59	5057108	50

Part no	Page	Part no	Page	Part no	Page	Part no	Page
5057114	48	5111563	50	5111610	38	XLCR 25 P	65
5057114	50	5111566	17	5111610	56	XLCR 25 U	65
5057114	57	5111566	20	5111611	24	XLCR 3 TA	65
5057130	48	5111566	23	5111612	24	XLRT 3x23 U	69
5057130	50	5111566	3	5111614	28	XLRT 3x33 D	69
5057130	57	5111566	6	5111614	56	XMBE 180R160	33
5057133	50	5111581	41	5111615	28	XMBE 180R160	61
5057610	57	5111581	53	5111616	42	XMBE 30R160	61
5057697	61	5111581	8	5111617	13	XMBE 45R160	61
5057888	48	5111586	18	5111617	18	XMBE 60R160	61
5057888	50	5111586	29	5111617	29	XMBE 90R160	61
5057890	48	5111586	4	5111617	4	XMEB 0 CNLP	47
5057890	50	5111586	42	5111617	42	XMEB 0 CNRP	47
5057893	57	5111586	53	5111617	52	XMEB 0 HL/HLA	2
5057898	48	5111597	48	5113516	77	XMEB 0	
5057899	50	5111597	50	5117108	36	HLD/HLAD-	19
5058034	77	5111598	41	5117108	7	XMEB 0	
5058051	78	5111598	53	6202-2Z	28	HLD86/HLAD86	16
5058052	48	5111598	8	6202-2Z	56	XMEB 0 HLDU-	20
5058052	50	5111599	10	6202-2Z-A4	73	XMEB 0 HLDU86	17
5058070	78	5111599	12	6204-RS1/C3	24	XMEB 0	
5058093	77	5111599	17	6205-2RS1/C3	18	HLG/HLAG	11
5058094	77	5111599	20	W 6005-2RS1	72	XMEB 0 HLGP	36
5058199	77	5111599	23	W 6202-2RS1	78	XMEB 0 HLGU	12
5058200	77	5111599	27	W 6205-2RS1/C3	77	XMEB 0 HLGU	37
5058203	78	5111599	3	XBBE		XMEB 0 HLGU	44
5058204	78	5111599	6	180A85R160	61	XMEB 0	
5058238	77	5111600	10	XBBE 30A85R160	61	HLJ/HLAJ	5
5058242	78	5111600	12	XBBE 45A85R160	61	XMEB 0	
5058559	61	5111600	17	XBBE 90A85R160	61	HLP/HLAP	7
5059235	61	5111600	20	XBBE EA85R160	61	XMEB 0 HLU	10
5059236	61	5111600	23	XHBE 180R170	61	XMEB 0 HLU	27
5059237	61	5111600	27	XHBE 30R170	61	XMEB 0 HLU	3
5059244	61	5111600	3	XHBE 45R170	61	XMEB 0 HLU	6
5059247	61	5111600	6	XHBE 60R170	61	XMEB 0 HLU	8
5110507	61	5111606	18	XHBE 90R170	61	XMEB 0 HNLP	40
5111176	53	5111606	29	XKBE 180R200	61	XMEB 0 HNLP	51
5111177	13	5111606	4	XKBE 30R200	61	XMEB 0 HNLPU	41
5111177	29	5111606	42	XKBE 45R200	61	XMEB 0 HNRP	40
5111177	4	5111606	53	XKBE 90R200	61	XMEB 0 HNRP	51
5111548	42	5111607	18	XLAN 8	59	XMEB 0 HNRPU	41
5111548	53	5111607	24	XLAT 71	59	XMEB 0 HR/HRA	2
5111551	57	5111607	29	XLBE 180R150	61	XMEB 0	
5111553	28	5111607	4	XLBE 30R150	61	HRD/HRAD-	19
5111553	56	5111607	42	XLBE 45R150	61	XMEB 0	
5111561	48	5111607	53	XLBE 60R150	61	HRD86/HRAD86	16
5111561	50	5111608	12	XLBE 90R150	61	XMEB 0 HRDU-	20
5111562	48	5111609	13	XLCR 25	65	XMEB 0 HRDU86	17
5111563	48	5111610	13	XLCR 25 H	65	XMEB 0	
						HRG/HRAG	11

Part no	Page	Part no	Page
XMEB 0 HRGP	36	XMTP 5 C	68
XMEB 0 HRGU	12	XMTP 5 F#	68
XMEB 0 HRGU	37	XMTP 5 TF	68
XMEB 0 HRGU	44	XMTR 5	68
XMEB 0 HRJ/HRAJ	5	XMTX 75 D	68
XMEB 0 HRP/HRAP	7	XMTX 78 C	68
XMEB 0 HRU	10	XSBE 180R150	61
XMEB 0 HRU	27	XSBE 30R150	61
XMEB 0 HRU	3	XSBE 45R150	61
XMEB 0 HRU	6	XSBE 90R150	61
XMEB 0 HRU	8		
XMEB 0 MNLP	49		
XMEB 0 MNRP	49		
XMEC 0 HL/HLA	26		
XMEC 0 HR/HRA	26		
XMEH 0 HL/HLA	9		
XMEH 0 HR/HRA	9		
XMEJ 315	6		
XMER 0 HL/HLA	22		
XMER 0 HLU	23		
XMER 0 HR/HRA	22		
XMER 0 HRU	23		
XMEW 180/0 H	31		
XMEW 180/0 HU	32		
XMTE 5 B#	68		
XMTE 5 C	68		
XMTE 5 D	68		
XMTF 5×15 A#	68		
XMTF 5×30 A#	68		
XMTL 83	68		
XMTL 83 B	68		
XMTL 83 F	68		
XMTL 83 R	68		
XMTL 83 TF	68		
XMTL 83×15 A	68		
XMTL 83×30 A	68		
XMTM 83 C	68		
XMTM 83 D	68		
XMTP 5	68		