

Fasteners

Contents

Introduction	177	Nuts, Stainless steel	179
Screws, bolts, Stainless steel	178		
Washers and Spacers, Stainless steel	178		

Introduction

Screws, nuts and washers

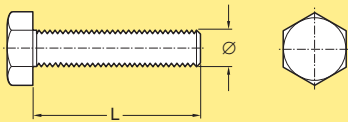


This catalogue lists a number of screws, nuts and washers which are needed frequently when building stainless steel applications.

PO
XLX
X85X
X180X
X300X
WL
222X
WL
273X
WL
374X
WL
526X
WL
678X
CSX
GRX
FSTX
TR
APX
IDX

Screws, bolts, Stainless steel

Hex head screw – ISO 4014/4017

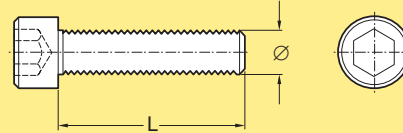


Hex head screw – ISO 4014/4017

M8, L=12 mm, Ø8 mm	M6S 8x12 A4
M8, L=20 mm, Ø8 mm	M6S 8x20 A4
M8, L=25 mm, Ø8 mm	M6S 8x25 A4
M8, L=40 mm, Ø8 mm	M6S 8x40 A4
M8, L=45 mm, Ø8 mm	M6S 8x45 A4
M10, L=35 mm, Ø10 mm	M6S 10x35 A4

Note. Must be ordered in multiples of 50

Hex socket head cap screw, ISO 4762

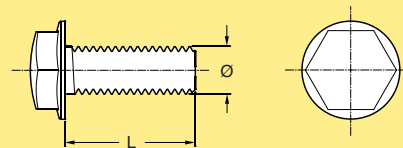


Hex socket head screws, standard
– DIN 912, ISO 4762

M6, L=16 mm, Ø6 mm	MC6S 6x16 A4
M6, L=25 mm, Ø6 mm	MC6S 6x25 A4

Note. Must be ordered in multiples of 50

Hex screw with flange, kit




Hex bolt with flange, ISO 3506

M8, L=12 mm, Ø8 mm	XCASX 8X12-10
M8, L=16 mm, Ø8 mm	XCASX 8X16-10
M8, L=22 mm, Ø8 mm	XCASX 8X22-10

Note. Kit contains 10 screws

Hexagon bolt with flange

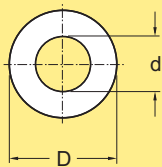


Hexagon bolt **XCASX 10x16**

Note. Must be ordered in multiples of 10

Washers and Spacers, Stainless steel

Washers




Flat washer

For M6, d=6,4 mm, D=12 mm	BRB 6,4x12 A4
For M8, d=8,4 mm, D=16 mm	BRB 8,4x16 A4
For M8, d=8,4 mm, D=24 mm	BRB 8,4x24 A4
For M10, d=10,5 mm, D=20 mm	BRB 10,5x20 A4

Note. Must be ordered in multiples of 50

Spacer

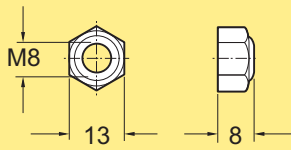


Spacer **WLRDX M10x25**

Note. Must be ordered in multiples of 10

Nuts, Stainless steel

Nut for T-bolt DIN 985:1987 Class 8

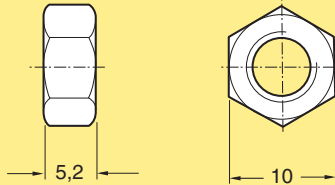


Locking nut M8 for T-bolt

XLANX 8

Note. Must be ordered in multiples of 50

Nut – ISO 4032




M6 nut, stainless steel

M6M M6 A4

Note. Must be ordered in multiples of 50

Hex domed cap nut

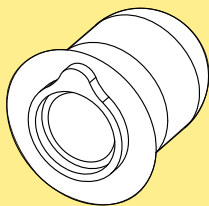


Hex domed cap nut
M10 thread, Stainless steel

MHM M10 A4

Note. Must be ordered in multiples of 50

Dome nut

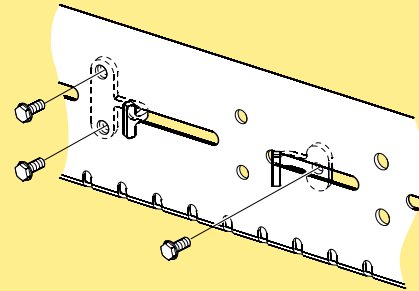
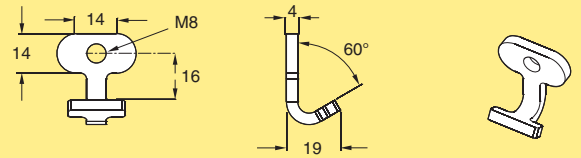
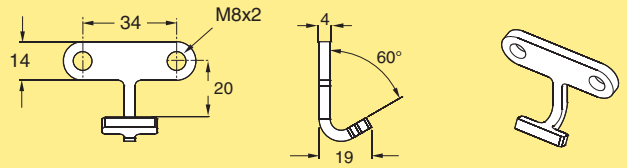


Dome nut
M10, L=12 mm

WLANX 10

Note. Must be ordered in multiples of 10

Nut, stainless steel



Nut 2xM8
Nut 1xM8

5113998
5114181

Nut with threaded hole (M8) for connection of sensors and other accessories when the conveyor chain is in place. By placing nuts inside the beam at the holes, accessories can be attached using M8 A4 screws. **NOTE!** Be careful when installing so no nut is dropped inside the beam, this can lead to a large additional work or operational damage.

PO

XLX

X85X

X180X

X300X

WL
222X

WL
273X

WL
374X

WL
526X

WL
678X

CSX

GRX

FSTX

TR

APX

IDX

