

# Elevator

## Contents

Spiral elevator .....	449	Spiral elevator, Compact X85 .....	451
-----------------------	-----	------------------------------------	-----

## Spiral elevator

*The Spiral elevator is a compact and high throughput solution for up or down elevation.*

*No controls are needed. The Spiral provides a continuous product flow and is as simple and reliable as a normal straight conveyor.*

The compact spiral-shaped track is the key to its unique compact construction that saves valuable floor space.

The application range is wide, from the handling of individual parcels or totes to handling of packed items such as shrink-wrapped bottle packs or cartons.

The Spiral elevator is applied in filling and packing lines.

### Principles of operation

The purpose of the Spiral elevator is to transport products / goods vertically to bridge a difference of height or to function as buffer zone.


### Technical specifications

- 500 mm inclination per winding (9 degree)
- 3-8 windings for the Standard Spiral elevator and for Fast track Spiral elevator, 3-4 windings.
- 1000 mm center diameter
- Speed 5-60 meter/minute
- Lower height:  
600, 700, 800,900 or 1000  
Adjustable -50/+70 mm
- Max load 10 Kg/m
- Max product height is 300 mm
- Drive and idler ends are horizontal
- Chain width 100 mm
- Friction top chain
- Steel chain with bearings running on the inner guide rail
- Column diameter 160 mm
- M8 thread for guide rail

**Note! Drive end is always at the top of the spiral.**



### Standard features (not included)



- Standard guide rail brackets
- Plastic guide rail
- SEW gearmotor type SA37/SA47

### Ordering information

Use online configurator when ordering.

P0  
CC  
X45  
XS  
X65  
X65P  
X85  
X85P  
XH  
XK  
XKP  
X180  
X300  
GR  
CS  
XT  
WL  
WK  
XC  
XF  
XD  
ELV  
CTL  
FST  
TR  
APX  
IDX

# Spiral elevator

## Spiral elevator

### Ordering information

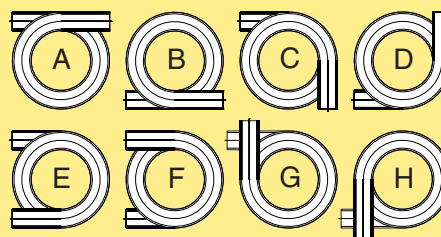
Example of a string obtained from the configurator:

Item no	A	B	C	D	E	F	G	H	I
5995512	100	- 1000	- 500	- S	- A	- TU	- 800	- 3	- 25

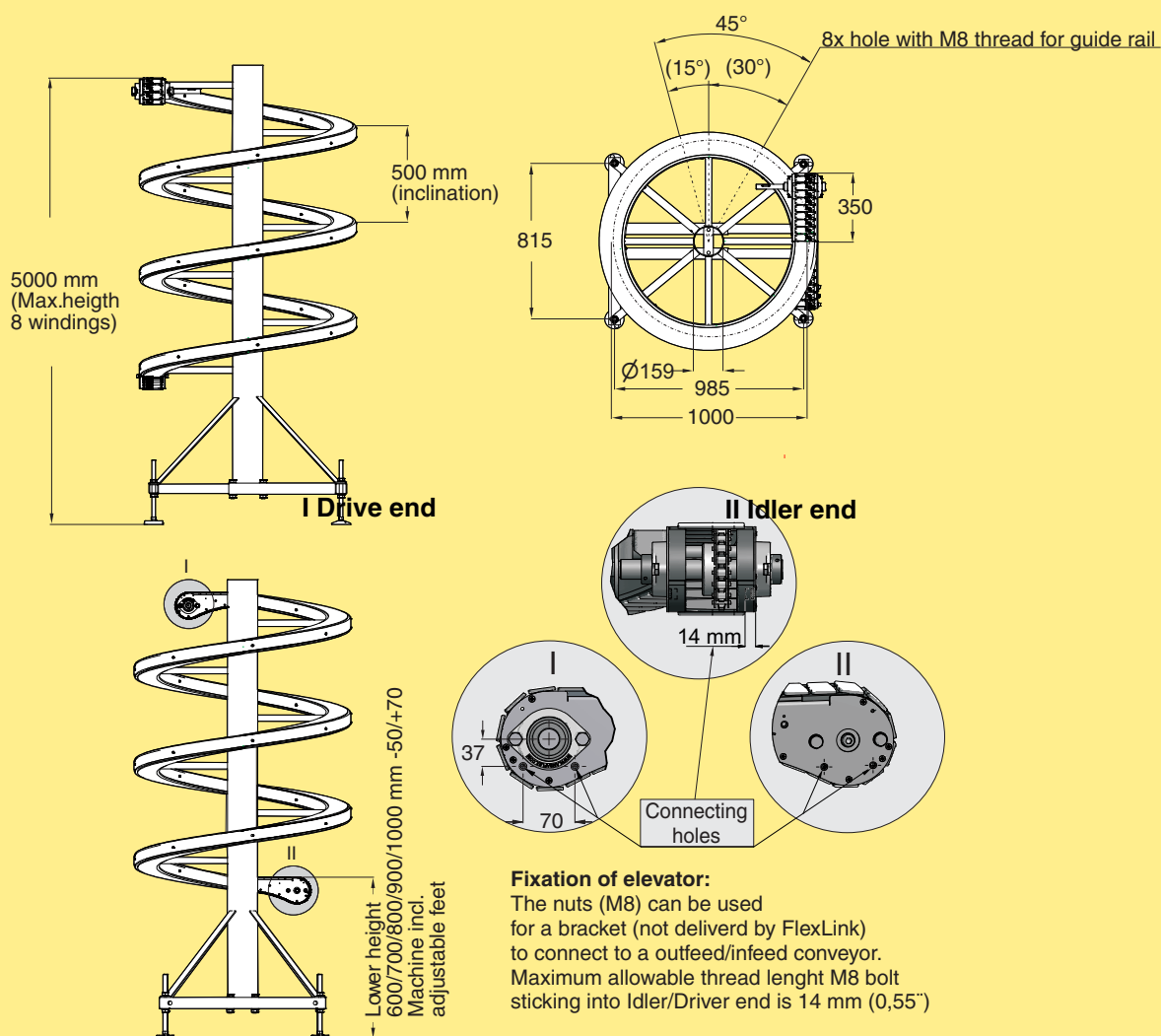
5995512- Item number (Standard)

- A Chain width
- B Spiral center of chain diameter
- C Incline per winding
- D Mild steel (S) material configuration
- E Configuration e.g. A
- F Transport direction up/down TU or TD
- G Lower height 600/700/800/900/1000
- H Number of windings 3-8 (Standard)
- I Shaft diameter 20 mm (SA37), 25 mm (SA47) and 30 mm (SA47)

In/ Out Feed Configurations



## Spiral elevator, Standard



### Fixation of elevator:

The nuts (M8) can be used for a bracket (not delivered by FlexLink) to connect to a outfeed/infeed conveyor. Maximum allowable thread lenght M8 bolt sticking into Idler/Driver end is 14 mm (0,55")

Spiral elevator (Standard)

**5995512**

Lower height 600, 700, 800, 900 or 1000 mm

Use online configurator when ordering.

# Spiral elevator, Compact X85

*FlexLink's new compact X85 spiral elevator is a high throughput solution for up or down elevation.*

The compact spiral-shaped track is the key to its unique small footprint that saves valuable floor space.

The application range is wide, from handling individual parcels or totes to packed items such as shrink-wrapped bottle packs or cartons.

The Spiral Elevator features FlexLink's high friction plastic top chain and the ultra resistant slide rail with low friction and low wear. The solution ensures smooth running, low noise and a long service life. Horizontal in- and outfeed sections make transfers to and from connecting conveyors easy.

Ideal applications include the elevation and lowering of:

- Packed or non packed products
- Product carriers, i.e. pucks
- Small boxes and crates
- Product sizes up to 300x175x200 mm -(LxHxW)

If  $L \leq 200$  mm, max  $W = 200$  mm

If  $200 < L \leq 300$  mm, max  $W = 160$  mm

**Note! This spiral elevator is not suited for product accumulation.**

## Principles of operation

The purpose of the Spiral elevator is to transport products/ goods vertically in a small footprint to bridge a difference of height or to create a walkway in a plant to allow operator access.

## Technical specifications

- 300 mm inclination per winding (11 degree)
- 500 mm center diameter
- Speed 10, 20, 30, 40, 50 meter/minute
- Lower height 900 mm
- Top height
  - Configuration: A/B - 2150 mm
  - C/D - 2225 mm
  - E/F - 2300 mm
- Max load 1 Kg/m
- Max product height is 175 mm
- Drive- and idler ends are horizontal
- Chain width 85 mm
- Friction top chain with steel ball bearing
- T-slot for guide rail
- Control box including motor soft starter, motor protection and disconnect switch.
- Cabling between control box and drive units installed.

**Note! Drive end at both ends of the spiral.**



**Note! The control box contains no equipment for start and stop. It does not contain a 24V<sub>DC</sub> power supply or any industrial controller.**

Standard features (not included)

- Standard guide rail brackets
- Plastic guide rail



## Ordering information

Use online configurator when ordering.

PO

CC

X45

XS

X65

X65P

X85

X85P

XH

XK

XKP

X180

X300

GR

CS

XT

WL

WK

XC

XF

XD

ELV

CTL

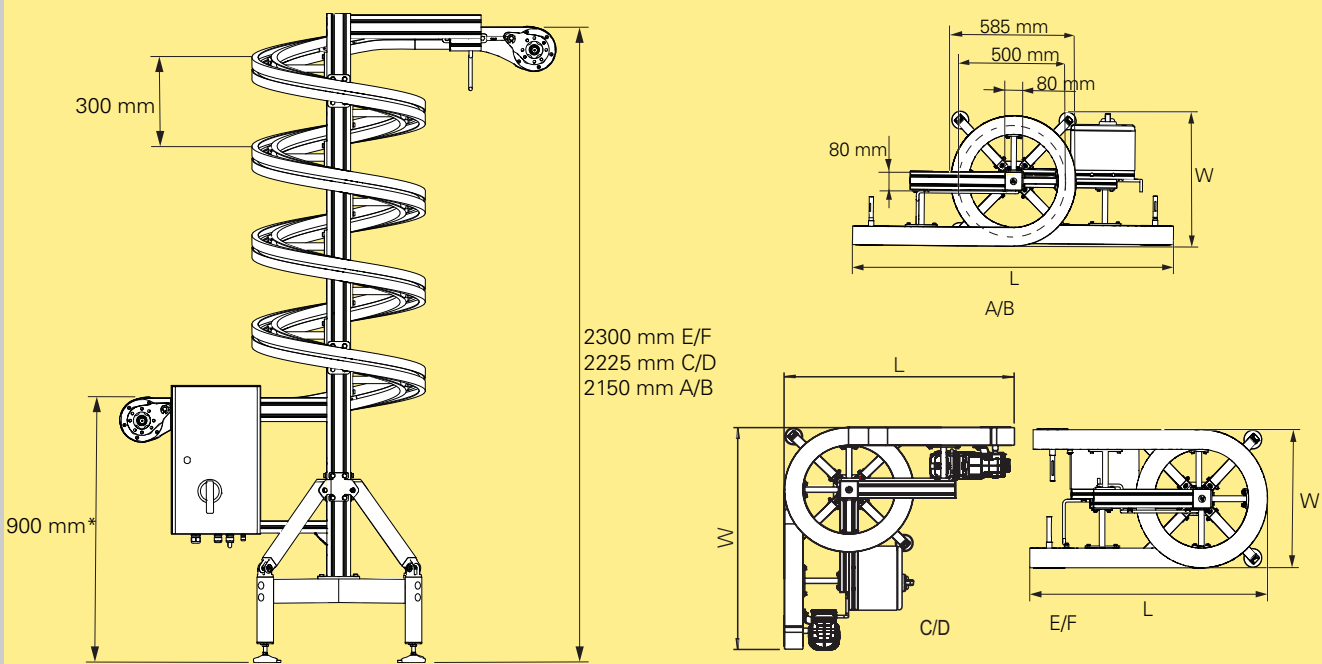
FST

TR

APX

IDX

Spiral elevator, Compact X85

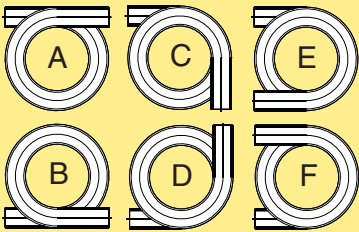


Configuration	A/B	C/D	E/F
Footprint L x W [mm]	1500 x 585	1040 x 1040	1100 x 585

Spiral elevator, Compact X85  
\*Lower height

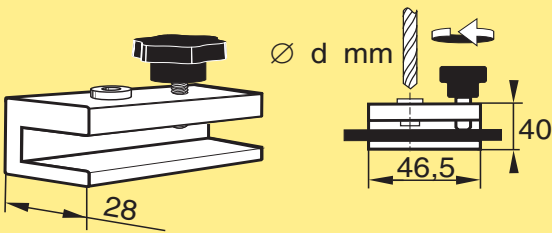
In/out configuration

- 5131024 A
- 5131025 B
- 5130008 C
- 5130009 D
- 5131026 E
- 5131027 F



Use online configurator when ordering.

Drill fixture



Drill fixture for Spiral Elevator, Compact X85, slide rail  
5130729  
d=3,2 mm